

제3부

결과표

1. 흡연
2. 음주
3. 신체활동
4. 식생활
5. 비만 및 체중조절
6. 정신건강
7. 손상 및 안전의식
8. 구강건강
9. 개인위생
10. 성행태
11. 아토피·천식
12. 인터넷 중독
13. 기타

제17차(2021년) 청소년건강행태조사 산출지표: 109개 지표

영역	지표명	영역	지표명	
흡연 (28)	평생 흡연 경험률	음주 (17)	평생 음주 경험률	
	현재 흡연을		현재 음주율	
	매일 흡연을		중1 학생의 중학교 입학 전 음주 경험률	
	월 20일 이상 흡연을		처음 음주 경험 연령	
	하루 10개비 이상 흡연을		위험 음주율	
	중1 학생의 중학교 입학 전 흡연 경험률		현재 음주자의 위험음주율	
	처음 흡연 경험 연령		만취 경험률	
	매일 흡연 시작 연령		현재 음주자의 만취경험률	
	현재 흡연자의 주된 흡연 장소*		현재 음주자의 주류 구매 용이성*	
	주1일 이상 가정 내 간접흡연 노출률		구매 시도자의 주류 구매 용이성	
	주1일 이상 학교 실내 간접흡연 노출률		연간 음주예방 교육 경험률	
	주1일 이상 공공장소 실내 간접흡연 노출률		타인의 음주로 인한 간접폐해 경험률*	
	현재 흡연자의 금연시도율		타인의 음주로 인한 유형별 간접폐해 경험률*	
	현재 흡연자의 담배 구하는 방법*		현재 음주자의 음주 장소*	
	현재 흡연자의 담배 구매 용이성*		가정 내 음주 허용률	
	구매 시도자의 담배 구매 용이성		주류 광고 노출 빈도*	
	연간 흡연예방 교육 경험률		저알코올 탄산수 섭취 빈도*	
	연간 금연홍보 인지율			
	월간 담배광고 노출률			
	액상형 전자담배 평생 경험률			
액상형 전자담배 현재 사용률				
액상형 전자담배 처음 경험 연령*				
필련형 전자담배 평생 경험률				
필련형 전자담배 현재 사용률				
필련형 전자담배 처음 경험 연령*				
담배제품 현재 사용률*				
가족 중 흡연자 분포*				
친한친구 중 흡연자 분포*				
신체활동 (7)	주3일 이상 고강도 신체활동 실천율	식생활 (7)	주5일 이상 아침식사 결식률	
	하루60분 주5일 이상 신체활동 실천율		1일 1회 이상 과일 섭취율	
	주3일 이상 근력강화운동 실천율		주3회 이상 패스트푸드 섭취율	
	주중 학습목적 앉아서 보낸 시간		주3회 이상 탄산음료 섭취율	
	주중 학습목적 이외 앉아서 보낸 시간		주3회 이상 단맛음료 섭취율	
	주말 학습목적 앉아서 보낸 시간		연간 영양 및 식사습관 교육 경험률	
	주말 학습목적 이외 앉아서 보낸 시간		물 섭취 빈도*	
비만 및 체중조절 (6)	비만을	정신건강 (11)	스트레스 인지율	
	과체중률		우울감 경험률	
	월간 체중감소 시도율		자살 생각을	
	월간 체중증가 시도율		자살 계획을	
	월간 체중유지 시도율		자살 시도율	
	신체이미지 왜곡 인지율		주중 평균 수면시간	
	주중 수면시간 분포*			
	주관적 수면 충족률			
	외로움 경험률			
	중등도 이상 범불안장애 경험률			
	범불안장애(GAD-7) 점수 분포*			
구강건강 (5)	학교에서 점심식사 후 칫솔질 실천율	손상 및 안전의식 (8)	앞좌석 안전벨트 미착용률	
	연간 실란트(치아홈메우기) 경험률		뒷좌석 안전벨트 미착용률	
	연간 치아 통증 경험률		고속버스 안전벨트 미착용률	
	연간 잇몸 출혈 경험률		오토바이 헬멧 미착용률	
운동이나 사고로 인한 치아 파절률	자전거 헬멧 미착용률	이러폰 또는 핸드폰 사용으로 인한 손상 병원 치료 경험률		
		학교 손상으로 인한 병원 치료 경험률		
		학교 안전교육 경험률		
성행태 (6)	성관계 경험률	개인위생 (6)	학교에서 식사 전 비누이용 손씻기 실천율	
	중1학생의 중학교 입학 전 성관계 경험률		학교에서 화장실 사용 후 비누이용 손씻기 실천율	
	성관계 시작 연령		집에서 식사 전 비누이용 손씻기 실천율	
	성관계 경험자의 피임 실천율		집에서 화장실 사용 후 비누이용 손씻기 실천율	
임신 경험률	연간 개인위생 교육 경험률	외출 후 집에 돌아왔을 때 비누이용 손씻기 실천율*		
연간 성교육 경험률				
인터넷 중독 (4)	주중 하루 평균 스마트폰 사용 시간	아토피· 천식 (3)	천식 의사진단경험률	
	주말 하루 평균 스마트폰 사용 시간		알레르기비염 의사진단경험률	
	주중 하루 평균 스마트폰 사용 시간 분포*		아토피피부염 의사진단경험률	
	주말 하루 평균 스마트폰 사용 시간 분포*			
		기타(1)	주관적 건강 인지율	

* : 누리집에 엑셀표로만 결과 제공

2021

제17차 청소년건강행태조사 통계



결과표1. 일반적 특성

(단위: 명)

구분	전 체											
	'10	'11	'12	'13	'14	'15	'16	'17	'18	'19	'20	'21
전 체	73,238	75,643	74,186	72,435	72,060	68,043	65,528	62,276	60,040	57,303	54,948	54,848
학 년												
중1	12,468	12,728	12,362	12,199	11,661	10,786	10,483	10,189	9,847	9,738	10,005	10,016
중2	12,499	12,903	12,384	12,113	12,275	11,442	10,517	10,377	10,092	9,665	9,564	10,235
중3	12,603	12,843	12,551	12,218	12,220	12,071	11,219	10,319	10,290	9,981	9,392	9,764
고1	12,021	12,569	12,451	12,028	11,824	11,122	11,355	10,165	9,260	9,273	8,907	8,461
고2	12,124	12,508	12,315	11,865	12,152	11,113	11,070	10,800	10,039	9,044	8,907	8,647
고3	11,523	12,092	12,123	12,012	11,928	11,509	10,884	10,426	10,512	9,602	8,173	7,725
학교급												
중학교	37,570	38,474	37,297	36,530	36,156	34,299	32,219	30,885	30,229	29,384	28,961	30,015
고등학교	35,668	37,169	36,889	35,905	35,904	33,744	33,309	31,391	29,811	27,919	25,987	24,833

(단위: 명)

구분	남 학생											
	'10	'11	'12	'13	'14	'15	'16	'17	'18	'19	'20	'21
전 체	38,391	37,873	38,221	36,655	36,470	35,204	33,803	31,624	30,463	29,841	28,353	28,401
학 년												
중1	6,519	6,548	6,364	6,411	6,078	5,576	5,516	5,178	4,960	5,126	5,098	5,156
중2	6,620	6,413	6,394	6,261	6,331	6,038	5,466	5,272	5,137	5,039	4,823	5,326
중3	6,817	6,589	6,525	6,249	6,154	6,244	5,760	5,202	5,231	5,236	4,909	5,104
고1	6,229	6,386	6,606	6,098	6,048	5,785	5,861	5,069	4,805	4,782	4,602	4,456
고2	6,273	5,954	6,221	5,595	6,009	5,777	5,744	5,610	5,110	4,662	4,631	4,478
고3	5,933	5,983	6,111	6,041	5,850	5,784	5,456	5,293	5,220	4,996	4,290	3,881
학교급												
중학교	19,956	19,550	19,283	18,921	18,563	17,858	16,742	15,652	15,328	15,401	14,830	15,586
고등학교	18,435	18,323	18,938	17,734	17,907	17,346	17,061	15,972	15,135	14,440	13,523	12,815

(단위: 명)

구분	여 학생											
	'10	'11	'12	'13	'14	'15	'16	'17	'18	'19	'20	'21
전 체	34,847	37,770	35,965	35,780	35,590	32,839	31,725	30,652	29,577	27,462	26,595	26,447
학 년												
중1	5,949	6,180	5,998	5,788	5,583	5,210	4,967	5,011	4,887	4,612	4,907	4,860
중2	5,879	6,490	5,990	5,852	5,944	5,404	5,051	5,105	4,955	4,626	4,741	4,909
중3	5,786	6,254	6,026	5,969	6,066	5,827	5,459	5,117	5,059	4,745	4,483	4,660
고1	5,792	6,183	5,845	5,930	5,776	5,337	5,494	5,096	4,455	4,491	4,305	4,005
고2	5,851	6,554	6,094	6,270	6,143	5,336	5,326	5,190	4,929	4,382	4,276	4,169
고3	5,590	6,109	6,012	5,971	6,078	5,725	5,428	5,133	5,292	4,606	3,883	3,844
학교급												
중학교	17,614	18,924	18,014	17,609	17,593	16,441	15,477	15,233	14,901	13,983	14,131	14,429
고등학교	17,233	18,846	17,951	18,171	17,997	16,398	16,248	15,419	14,676	13,479	12,464	12,018

결과표2. 평생 흡연 경험률

(단위: %)

구분	'10		'11		'12		'13		'14		'15	
	분석대상자수	분율(표준오차)	분석대상자수	분율(표준오차)	분석대상자수	분율(표준오차)	분석대상자수	분율(표준오차)	분석대상자수	분율(표준오차)	분석대상자수	분율(표준오차)
전체												
전체	73,238	26.0 (0.4)	75,643	26.3 (0.4)	74,186	24.6 (0.4)	72,435	21.4 (0.4)	72,060	19.9 (0.4)	68,043	17.4 (0.4)
학년												
중1	12,468	13.8 (0.4)	12,728	13.0 (0.4)	12,362	10.5 (0.4)	12,199	7.6 (0.3)	11,661	6.4 (0.3)	10,786	4.1 (0.2)
중2	12,499	21.9 (0.5)	12,903	20.9 (0.6)	12,384	18.4 (0.5)	12,113	15.5 (0.5)	12,275	11.7 (0.4)	11,442	10.0 (0.4)
중3	12,603	25.6 (0.6)	12,843	26.0 (0.6)	12,551	24.6 (0.6)	12,218	20.9 (0.6)	12,220	19.2 (0.6)	12,071	14.4 (0.5)
고1	12,021	30.8 (0.9)	12,569	32.1 (0.8)	12,451	29.3 (0.8)	12,028	26.3 (0.7)	11,824	24.1 (0.7)	11,122	20.9 (0.7)
고2	12,124	31.4 (0.9)	12,508	32.6 (0.8)	12,315	31.4 (0.8)	11,865	28.0 (0.8)	12,152	26.9 (0.8)	11,113	25.0 (0.9)
고3	11,523	32.5 (1.0)	12,092	32.3 (0.8)	12,123	32.0 (0.8)	12,012	28.9 (0.8)	11,928	29.0 (0.8)	11,509	26.2 (0.8)
학교급												
중학교	37,570	20.5 (0.4)	38,474	20.1 (0.4)	37,297	18.0 (0.4)	36,530	14.7 (0.4)	36,156	12.7 (0.3)	34,299	10.0 (0.3)
고등학교	35,668	31.6 (0.7)	37,169	32.3 (0.6)	36,889	30.9 (0.7)	35,905	27.7 (0.6)	35,904	26.7 (0.6)	33,744	24.0 (0.7)
남학생												
전체	38,391	32.9 (0.5)	37,873	34.3 (0.4)	38,221	32.5 (0.5)	36,655	29.7 (0.5)	36,470	28.4 (0.5)	35,204	25.3 (0.5)
학년												
중1	6,519	17.0 (0.6)	6,548	16.2 (0.6)	6,364	13.0 (0.5)	6,411	10.5 (0.5)	6,078	9.1 (0.5)	5,576	5.6 (0.4)
중2	6,620	26.6 (0.7)	6,413	27.3 (0.8)	6,394	23.4 (0.7)	6,261	21.2 (0.6)	6,331	16.7 (0.6)	6,038	14.2 (0.6)
중3	6,817	31.8 (0.8)	6,589	34.1 (0.8)	6,525	33.1 (0.7)	6,249	29.8 (0.8)	6,154	27.8 (0.7)	6,244	20.7 (0.7)
고1	6,229	38.7 (1.1)	6,386	41.4 (0.9)	6,606	39.1 (0.9)	6,098	37.3 (0.9)	6,048	34.2 (0.9)	5,785	30.6 (0.9)
고2	6,273	39.7 (1.2)	5,954	42.4 (1.0)	6,221	41.0 (1.1)	5,595	38.1 (1.0)	6,009	38.7 (0.9)	5,777	36.6 (1.0)
고3	5,933	42.8 (1.2)	5,983	42.7 (0.9)	6,111	43.3 (1.0)	6,041	39.6 (1.0)	5,850	41.0 (1.0)	5,784	38.2 (1.0)
학교급												
중학교	19,956	25.3 (0.5)	19,550	26.1 (0.5)	19,283	23.4 (0.5)	18,921	20.5 (0.5)	18,563	18.2 (0.4)	17,858	14.1 (0.4)
고등학교	18,435	40.4 (0.9)	18,323	42.2 (0.7)	18,938	41.1 (0.8)	17,734	38.3 (0.7)	17,907	38.0 (0.7)	17,346	35.2 (0.7)
여학생												
전체	34,847	18.4 (0.4)	37,770	17.3 (0.3)	35,965	15.8 (0.4)	35,780	12.3 (0.3)	35,590	10.6 (0.3)	32,839	8.8 (0.3)
학년												
중1	5,949	10.3 (0.5)	6,180	9.4 (0.5)	5,998	7.8 (0.4)	5,788	4.5 (0.3)	5,583	3.6 (0.3)	5,210	2.5 (0.2)
중2	5,879	16.7 (0.7)	6,490	14.0 (0.6)	5,990	12.9 (0.5)	5,852	9.4 (0.4)	5,944	6.2 (0.3)	5,404	5.5 (0.4)
중3	5,786	18.5 (0.8)	6,254	17.0 (0.6)	6,026	15.4 (0.6)	5,969	11.1 (0.4)	6,066	9.8 (0.4)	5,827	7.5 (0.5)
고1	5,792	21.6 (1.0)	6,183	21.7 (0.7)	5,845	18.4 (0.8)	5,930	14.3 (0.7)	5,776	13.0 (0.7)	5,337	10.2 (0.6)
고2	5,851	22.0 (1.1)	6,554	21.4 (0.8)	6,094	20.7 (0.8)	6,270	16.9 (0.6)	6,143	14.3 (0.6)	5,336	12.3 (0.7)
고3	5,590	21.1 (1.0)	6,109	20.4 (0.7)	6,012	19.2 (0.8)	5,971	17.1 (0.7)	6,078	15.8 (0.6)	5,725	13.2 (0.7)
학교급												
중학교	17,614	15.2 (0.4)	18,924	13.5 (0.4)	18,014	12.1 (0.3)	17,609	8.4 (0.3)	17,593	6.6 (0.2)	16,441	5.4 (0.2)
고등학교	17,233	21.6 (0.8)	18,846	21.2 (0.6)	17,951	19.4 (0.6)	18,171	16.1 (0.5)	17,997	14.4 (0.5)	16,398	11.9 (0.5)

* 평생 동안 일반담배(퀵런)를 한 두 모금이라도 피운 경험이 있는 사람의 분율

* '19년 설문문항 변경으로 연도별 결과 비교 시 주의

(계속: 평생 흡연 경험률)

(단위: %)

구분	'16		'17		'18		'19		'20		'21	
	분석대상자수	분율(표준오차)	분석대상자수	분율(표준오차)	분석대상자수	분율(표준오차)	분석대상자수	분율(표준오차)	분석대상자수	분율(표준오차)	분석대상자수	분율(표준오차)
전체												
전체	65,528	14.8 (0.4)	62,276	13.7 (0.3)	60,040	14.9 (0.3)	57,303	12.7 (0.3)	54,948	10.2 (0.2)	54,848	9.9 (0.2)
학년												
중1	10,483	3.0 (0.2)	10,189	2.8 (0.2)	9,847	4.0 (0.3)	9,738	2.7 (0.2)	10,005	2.0 (0.2)	10,016	2.4 (0.2)
중2	10,517	7.7 (0.4)	10,377	7.6 (0.3)	10,092	8.5 (0.4)	9,665	7.1 (0.3)	9,564	4.9 (0.3)	10,235	4.3 (0.2)
중3	11,219	12.1 (0.5)	10,319	11.6 (0.4)	10,290	13.2 (0.5)	9,981	11.6 (0.5)	9,392	9.0 (0.3)	9,764	7.6 (0.3)
고1	11,355	17.4 (0.6)	10,165	15.5 (0.6)	9,260	16.7 (0.6)	9,273	14.8 (0.5)	8,907	12.8 (0.5)	8,461	12.3 (0.5)
고2	11,070	20.9 (0.7)	10,800	19.5 (0.7)	10,039	19.6 (0.7)	9,044	18.5 (0.6)	8,907	15.2 (0.5)	8,647	16.2 (0.6)
고3	10,884	23.9 (0.8)	10,426	21.8 (0.7)	10,512	23.7 (0.7)	9,602	19.9 (0.7)	8,173	17.6 (0.7)	7,725	17.2 (0.6)
학교급												
중학교	32,219	7.8 (0.3)	30,885	7.4 (0.2)	30,229	8.7 (0.3)	29,384	7.2 (0.3)	28,961	5.1 (0.2)	30,015	4.7 (0.2)
고등학교	33,309	20.7 (0.6)	31,391	19.0 (0.5)	29,811	20.3 (0.5)	27,919	17.8 (0.5)	25,987	15.2 (0.4)	24,833	15.3 (0.4)
남학생												
전체	33,803	21.9 (0.4)	31,624	20.1 (0.4)	30,463	21.1 (0.4)	29,841	17.5 (0.4)	28,353	13.9 (0.4)	28,401	13.1 (0.3)
학년												
중1	5,516	4.5 (0.3)	5,178	4.0 (0.3)	4,960	5.7 (0.4)	5,126	3.5 (0.3)	5,098	2.3 (0.3)	5,156	3.1 (0.3)
중2	5,466	11.0 (0.5)	5,272	10.5 (0.5)	5,137	11.8 (0.5)	5,039	8.9 (0.5)	4,823	5.7 (0.4)	5,326	5.1 (0.3)
중3	5,760	17.8 (0.6)	5,202	17.0 (0.6)	5,231	18.1 (0.7)	5,236	15.6 (0.7)	4,909	12.0 (0.5)	5,104	9.4 (0.4)
고1	5,861	26.0 (0.8)	5,069	22.7 (0.7)	4,805	24.2 (0.8)	4,782	20.2 (0.7)	4,602	17.9 (0.7)	4,456	16.4 (0.7)
고2	5,744	30.6 (0.9)	5,610	28.6 (0.8)	5,110	27.6 (0.9)	4,662	25.9 (0.9)	4,631	20.8 (0.8)	4,478	22.0 (0.7)
고3	5,456	35.6 (0.9)	5,293	32.2 (0.9)	5,220	33.8 (0.9)	4,996	28.5 (0.9)	4,290	24.5 (0.9)	3,881	23.5 (0.9)
학교급												
중학교	16,742	11.4 (0.3)	15,652	10.5 (0.3)	15,328	12.1 (0.4)	15,401	9.4 (0.4)	14,830	6.5 (0.2)	15,586	5.8 (0.2)
고등학교	17,061	30.7 (0.6)	15,972	28.0 (0.6)	15,135	28.9 (0.6)	14,440	24.9 (0.6)	13,523	21.1 (0.6)	12,815	20.7 (0.5)
여학생												
전체	31,725	7.1 (0.2)	30,652	6.8 (0.2)	29,577	8.1 (0.2)	27,462	7.5 (0.3)	26,595	6.3 (0.2)	26,447	6.4 (0.2)
학년												
중1	4,967	1.4 (0.2)	5,011	1.5 (0.2)	4,887	2.1 (0.2)	4,612	1.9 (0.3)	4,907	1.6 (0.2)	4,860	1.8 (0.2)
중2	5,051	4.1 (0.3)	5,105	4.4 (0.4)	4,955	4.8 (0.4)	4,626	5.1 (0.4)	4,741	4.0 (0.3)	4,909	3.4 (0.3)
중3	5,459	5.9 (0.4)	5,117	5.8 (0.4)	5,059	7.9 (0.5)	4,745	7.2 (0.5)	4,483	5.9 (0.4)	4,660	5.7 (0.3)
고1	5,494	8.0 (0.5)	5,096	7.6 (0.5)	4,455	8.5 (0.5)	4,491	9.0 (0.6)	4,305	7.4 (0.5)	4,005	7.8 (0.5)
고2	5,326	10.4 (0.6)	5,190	9.5 (0.6)	4,929	10.9 (0.6)	4,382	10.4 (0.6)	4,276	9.1 (0.5)	4,169	9.9 (0.6)
고3	5,428	11.2 (0.6)	5,133	10.5 (0.6)	5,292	12.5 (0.6)	4,606	10.7 (0.6)	3,883	10.0 (0.6)	3,844	10.3 (0.7)
학교급												
중학교	15,477	3.9 (0.2)	15,233	3.9 (0.2)	14,901	5.0 (0.3)	13,983	4.8 (0.2)	14,131	3.7 (0.2)	14,429	3.6 (0.2)
고등학교	16,248	9.8 (0.4)	15,419	9.3 (0.4)	14,676	10.8 (0.4)	13,479	10.0 (0.4)	12,464	8.8 (0.4)	12,018	9.4 (0.4)

결과표3. 현재 흡연율

(단위: %)

구분	'10		'11		'12		'13		'14		'15	
	분석대상자수	분율(표준오차)	분석대상자수	분율(표준오차)	분석대상자수	분율(표준오차)	분석대상자수	분율(표준오차)	분석대상자수	분율(표준오차)	분석대상자수	분율(표준오차)
전체												
전체	73,238	12.1 (0.3)	75,643	12.1 (0.3)	74,186	11.4 (0.3)	72,435	9.7 (0.3)	72,060	9.2 (0.3)	68,043	7.8 (0.3)
학년												
중1	12,468	4.9 (0.3)	12,728	4.4 (0.2)	12,362	3.6 (0.2)	12,199	2.3 (0.2)	11,661	1.7 (0.2)	10,786	0.9 (0.1)
중2	12,499	8.7 (0.4)	12,903	8.7 (0.4)	12,384	6.9 (0.3)	12,113	5.5 (0.3)	12,275	4.1 (0.2)	11,442	3.2 (0.2)
중3	12,603	10.4 (0.4)	12,843	10.9 (0.4)	12,551	10.9 (0.4)	12,218	8.6 (0.4)	12,220	7.9 (0.3)	12,071	5.3 (0.3)
고1	12,021	14.8 (0.7)	12,569	15.5 (0.6)	12,451	14.0 (0.6)	12,028	12.1 (0.5)	11,824	11.3 (0.5)	11,122	9.1 (0.5)
고2	12,124	15.6 (0.6)	12,508	16.1 (0.6)	12,315	15.9 (0.6)	11,865	14.3 (0.6)	12,152	13.5 (0.6)	11,113	11.9 (0.6)
고3	11,523	18.1 (0.8)	12,092	16.9 (0.7)	12,123	16.3 (0.6)	12,012	15.0 (0.7)	11,928	15.7 (0.6)	11,509	14.0 (0.6)
학교급												
중학교	37,570	8.0 (0.2)	38,474	8.1 (0.2)	37,297	7.2 (0.2)	36,530	5.5 (0.2)	36,156	4.7 (0.2)	34,299	3.3 (0.1)
고등학교	35,668	16.2 (0.6)	37,169	16.1 (0.5)	36,889	15.4 (0.5)	35,905	13.8 (0.5)	35,904	13.5 (0.5)	33,744	11.7 (0.5)
남학생												
전체	38,391	16.6 (0.4)	37,873	17.2 (0.4)	38,221	16.3 (0.4)	36,655	14.4 (0.4)	36,470	14.0 (0.4)	35,204	11.9 (0.4)
학년												
중1	6,519	6.2 (0.4)	6,548	5.5 (0.3)	6,364	4.5 (0.3)	6,411	3.1 (0.3)	6,078	2.2 (0.2)	5,576	1.3 (0.2)
중2	6,620	11.5 (0.5)	6,413	11.8 (0.6)	6,394	9.2 (0.5)	6,261	7.5 (0.4)	6,331	6.0 (0.3)	6,038	4.4 (0.3)
중3	6,817	13.9 (0.6)	6,589	15.5 (0.6)	6,525	15.4 (0.6)	6,249	13.0 (0.6)	6,154	11.7 (0.5)	6,244	7.8 (0.4)
고1	6,229	19.8 (0.9)	6,386	21.6 (0.8)	6,606	20.3 (0.8)	6,098	18.3 (0.7)	6,048	16.8 (0.8)	5,785	13.8 (0.6)
고2	6,273	21.2 (1.0)	5,954	23.1 (1.0)	6,221	22.8 (1.0)	5,595	20.8 (0.9)	6,009	21.0 (0.8)	5,777	18.9 (0.9)
고3	5,933	26.6 (1.1)	5,983	24.6 (0.9)	6,111	24.1 (0.9)	6,041	22.8 (1.0)	5,850	24.5 (0.8)	5,784	22.0 (0.8)
학교급												
중학교	19,956	10.6 (0.3)	19,550	11.0 (0.3)	19,283	9.8 (0.3)	18,921	7.9 (0.3)	18,563	6.8 (0.2)	17,858	4.8 (0.2)
고등학교	18,435	22.5 (0.8)	18,323	23.1 (0.6)	18,938	22.4 (0.7)	17,734	20.7 (0.7)	17,907	20.8 (0.6)	17,346	18.3 (0.6)
여학생												
전체	34,847	7.1 (0.3)	37,770	6.5 (0.2)	35,965	5.9 (0.2)	35,780	4.6 (0.2)	35,590	4.0 (0.2)	32,839	3.2 (0.2)
학년												
중1	5,949	3.5 (0.3)	6,180	3.1 (0.3)	5,998	2.5 (0.3)	5,788	1.4 (0.2)	5,583	1.1 (0.2)	5,210	0.5 (0.1)
중2	5,879	5.5 (0.4)	6,490	5.3 (0.3)	5,990	4.3 (0.3)	5,852	3.3 (0.3)	5,944	2.1 (0.2)	5,404	1.9 (0.2)
중3	5,786	6.4 (0.4)	6,254	5.8 (0.3)	6,026	5.9 (0.4)	5,969	3.8 (0.3)	6,066	3.7 (0.3)	5,827	2.5 (0.2)
고1	5,792	9.1 (0.8)	6,183	8.6 (0.5)	5,845	6.9 (0.5)	5,930	5.4 (0.4)	5,776	5.4 (0.5)	5,337	3.9 (0.4)
고2	5,851	9.3 (0.7)	6,554	8.1 (0.5)	6,094	8.1 (0.5)	6,270	7.0 (0.5)	6,143	5.5 (0.4)	5,336	4.2 (0.4)
고3	5,590	8.6 (0.7)	6,109	8.1 (0.5)	6,012	7.6 (0.6)	5,971	6.4 (0.4)	6,078	5.9 (0.4)	5,725	5.3 (0.5)
학교급												
중학교	17,614	5.1 (0.2)	18,924	4.8 (0.2)	18,014	4.3 (0.2)	17,609	2.8 (0.2)	17,593	2.3 (0.1)	16,441	1.7 (0.1)
고등학교	17,233	9.0 (0.6)	18,846	8.3 (0.4)	17,951	7.5 (0.4)	18,171	6.3 (0.3)	17,997	5.6 (0.3)	16,398	4.5 (0.3)

* 최근 30일 동안 1일 이상 일반담배(퀵런)를 흡연한 사람의 분율

* '19년 설문문항 변경으로 연도별 결과 비교 시 주의

(계속: 현재 흡연율)

(단위: %)

구분	'16		'17		'18		'19		'20		'21	
	분석대상자수	분율(표준오차)	분석대상자수	분율(표준오차)	분석대상자수	분율(표준오차)	분석대상자수	분율(표준오차)	분석대상자수	분율(표준오차)	분석대상자수	분율(표준오차)
전체												
전체	65,528	6.3 (0.2)	62,276	6.4 (0.2)	60,040	6.7 (0.2)	57,303	6.7 (0.2)	54,948	4.4 (0.2)	54,848	4.5 (0.1)
학년												
중1	10,483	0.8 (0.1)	10,189	0.7 (0.1)	9,847	0.8 (0.1)	9,738	1.0 (0.1)	10,005	0.7 (0.1)	10,016	0.8 (0.1)
중2	10,517	2.3 (0.2)	10,377	3.2 (0.2)	10,092	3.2 (0.2)	9,665	3.5 (0.2)	9,564	1.6 (0.1)	10,235	1.8 (0.1)
중3	11,219	4.2 (0.2)	10,319	4.9 (0.3)	10,290	4.9 (0.3)	9,981	5.0 (0.3)	9,392	3.0 (0.2)	9,764	3.0 (0.2)
고1	11,355	7.1 (0.4)	10,165	7.0 (0.4)	9,260	7.7 (0.4)	9,273	8.3 (0.4)	8,907	4.8 (0.3)	8,461	5.4 (0.3)
고2	11,070	9.4 (0.5)	10,800	9.7 (0.4)	10,039	9.4 (0.4)	9,044	10.0 (0.4)	8,907	7.2 (0.4)	8,647	7.3 (0.4)
고3	10,884	12.0 (0.6)	10,426	10.9 (0.5)	10,512	12.0 (0.5)	9,602	11.4 (0.5)	8,173	9.2 (0.5)	7,725	8.8 (0.5)
학교급												
중학교	32,219	2.5 (0.1)	30,885	3.0 (0.1)	30,229	3.0 (0.2)	29,384	3.2 (0.1)	28,961	1.7 (0.1)	30,015	1.9 (0.1)
고등학교	33,309	9.5 (0.4)	31,391	9.2 (0.3)	29,811	9.8 (0.4)	27,919	9.9 (0.3)	25,987	7.1 (0.3)	24,833	7.2 (0.3)
남학생												
전체	33,803	9.6 (0.3)	31,624	9.5 (0.3)	30,463	9.4 (0.3)	29,841	9.3 (0.3)	28,353	6.0 (0.2)	28,401	6.0 (0.2)
학년												
중1	5,516	1.0 (0.1)	5,178	1.0 (0.2)	4,960	1.1 (0.2)	5,126	1.1 (0.2)	5,098	0.8 (0.1)	5,156	0.9 (0.2)
중2	5,466	3.3 (0.3)	5,272	4.3 (0.3)	5,137	4.2 (0.3)	5,039	4.2 (0.3)	4,823	1.5 (0.2)	5,326	1.9 (0.2)
중3	5,760	6.0 (0.4)	5,202	6.8 (0.4)	5,231	6.1 (0.4)	5,236	6.5 (0.4)	4,909	3.7 (0.3)	5,104	3.5 (0.3)
고1	5,861	11.0 (0.6)	5,069	10.4 (0.6)	4,805	10.7 (0.6)	4,782	11.1 (0.6)	4,602	6.9 (0.5)	4,456	7.3 (0.5)
고2	5,744	14.1 (0.7)	5,610	14.4 (0.6)	5,110	13.2 (0.6)	4,662	14.6 (0.7)	4,631	10.0 (0.6)	4,478	10.1 (0.5)
고3	5,456	19.1 (0.7)	5,293	16.8 (0.7)	5,220	17.7 (0.8)	4,996	16.8 (0.7)	4,290	13.3 (0.7)	3,881	12.6 (0.7)
학교급												
중학교	16,742	3.5 (0.2)	15,652	4.1 (0.2)	15,328	3.9 (0.2)	15,401	4.0 (0.2)	14,830	1.9 (0.1)	15,586	2.1 (0.1)
고등학교	17,061	14.7 (0.5)	15,972	13.9 (0.4)	15,135	14.1 (0.5)	14,440	14.2 (0.4)	13,523	10.1 (0.4)	12,815	10.0 (0.4)
여학생												
전체	31,725	2.7 (0.1)	30,652	3.1 (0.2)	29,577	3.7 (0.2)	27,462	3.8 (0.2)	26,595	2.7 (0.1)	26,447	2.9 (0.1)
학년												
중1	4,967	0.5 (0.1)	5,011	0.5 (0.1)	4,887	0.4 (0.1)	4,612	0.8 (0.2)	4,907	0.7 (0.2)	4,860	0.7 (0.1)
중2	5,051	1.3 (0.2)	5,105	2.0 (0.2)	4,955	2.2 (0.3)	4,626	2.6 (0.3)	4,741	1.6 (0.2)	4,909	1.7 (0.2)
중3	5,459	2.1 (0.2)	5,117	2.8 (0.3)	5,059	3.6 (0.3)	4,745	3.5 (0.4)	4,483	2.3 (0.2)	4,660	2.5 (0.2)
고1	5,494	2.9 (0.3)	5,096	3.3 (0.3)	4,455	4.4 (0.4)	4,491	5.3 (0.5)	4,305	2.6 (0.3)	4,005	3.4 (0.4)
고2	5,326	4.3 (0.4)	5,190	4.5 (0.4)	4,929	5.2 (0.4)	4,382	5.0 (0.4)	4,276	4.2 (0.4)	4,169	4.4 (0.4)
고3	5,428	4.3 (0.4)	5,133	4.4 (0.4)	5,292	5.7 (0.4)	4,606	5.4 (0.4)	3,883	4.6 (0.5)	3,844	4.6 (0.4)
학교급												
중학교	15,477	1.3 (0.1)	15,233	1.8 (0.1)	14,901	2.1 (0.2)	13,983	2.3 (0.2)	14,131	1.5 (0.1)	14,429	1.6 (0.1)
고등학교	16,248	3.8 (0.3)	15,419	4.1 (0.3)	14,676	5.1 (0.3)	13,479	5.2 (0.3)	12,464	3.8 (0.3)	12,018	4.2 (0.3)

결과표4. 매일 흡연율

(단위: %)

구분	'10		'11		'12		'13		'14		'15	
	분석대상자수	분율(표준오차)	분석대상자수	분율(표준오차)	분석대상자수	분율(표준오차)	분석대상자수	분율(표준오차)	분석대상자수	분율(표준오차)	분석대상자수	분율(표준오차)
전체												
전체	73,238	6.0 (0.2)	75,643	6.1 (0.2)	74,186	5.4 (0.2)	72,435	4.8 (0.2)	72,060	4.8 (0.2)	68,043	3.8 (0.2)
학년												
중1	12,468	0.7 (0.1)	12,728	0.8 (0.1)	12,362	0.4 (0.1)	12,199	0.3 (0.1)	11,661	0.1 (0.0)*	10,786	0.1 (0.0)*
중2	12,499	2.1 (0.2)	12,903	2.4 (0.2)	12,384	1.4 (0.1)	12,113	1.5 (0.1)	12,275	0.9 (0.1)	11,442	0.8 (0.1)
중3	12,603	4.1 (0.2)	12,843	4.8 (0.3)	12,551	4.3 (0.3)	12,218	3.2 (0.2)	12,220	3.2 (0.2)	12,071	1.7 (0.1)
고1	12,021	7.2 (0.4)	12,569	7.7 (0.4)	12,451	6.3 (0.4)	12,028	5.6 (0.3)	11,824	5.7 (0.3)	11,122	4.1 (0.3)
고2	12,124	9.4 (0.5)	12,508	9.6 (0.5)	12,315	9.3 (0.5)	11,865	8.1 (0.4)	12,152	7.9 (0.4)	11,113	6.7 (0.4)
고3	11,523	12.3 (0.7)	12,092	11.4 (0.5)	12,123	10.4 (0.5)	12,012	9.6 (0.5)	11,928	10.1 (0.5)	11,509	8.2 (0.5)
학교급												
중학교	37,570	2.3 (0.1)	38,474	2.7 (0.1)	37,297	2.1 (0.1)	36,530	1.7 (0.1)	36,156	1.5 (0.1)	34,299	0.9 (0.1)
고등학교	35,668	9.6 (0.4)	37,169	9.5 (0.3)	36,889	8.6 (0.4)	35,905	7.7 (0.3)	35,904	7.9 (0.3)	33,744	6.4 (0.3)
남학생												
전체	38,391	8.7 (0.3)	37,873	9.2 (0.3)	38,221	8.1 (0.3)	36,655	7.4 (0.3)	36,470	7.5 (0.3)	35,204	6.0 (0.2)
학년												
중1	6,519	0.9 (0.1)	6,548	1.0 (0.2)	6,364	0.5 (0.1)	6,411	0.4 (0.1)	6,078	0.2 (0.1)*	5,576	0.1 (0.0)*
중2	6,620	2.9 (0.3)	6,413	3.4 (0.3)	6,394	1.9 (0.2)	6,261	2.0 (0.2)	6,331	1.2 (0.1)	6,038	1.2 (0.2)
중3	6,817	5.8 (0.3)	6,589	7.2 (0.4)	6,525	6.1 (0.3)	6,249	5.0 (0.3)	6,154	5.0 (0.4)	6,244	2.5 (0.2)
고1	6,229	10.0 (0.6)	6,386	11.3 (0.5)	6,606	9.5 (0.5)	6,098	8.5 (0.5)	6,048	8.3 (0.5)	5,785	6.2 (0.4)
고2	6,273	13.5 (0.7)	5,954	14.3 (0.7)	6,221	13.9 (0.7)	5,595	12.4 (0.7)	6,009	12.5 (0.6)	5,777	11.0 (0.7)
고3	5,933	19.0 (0.9)	5,983	17.2 (0.7)	6,111	16.0 (0.7)	6,041	15.2 (0.8)	5,850	16.4 (0.7)	5,784	13.2 (0.6)
학교급												
중학교	19,956	3.3 (0.2)	19,550	3.9 (0.2)	19,283	2.9 (0.2)	18,921	2.5 (0.1)	18,563	2.2 (0.1)	17,858	1.4 (0.1)
고등학교	18,435	14.1 (0.6)	18,323	14.2 (0.5)	18,938	13.1 (0.5)	17,734	12.0 (0.5)	17,907	12.4 (0.5)	17,346	10.1 (0.4)
여학생												
전체	34,847	2.9 (0.2)	37,770	2.8 (0.1)	35,965	2.4 (0.1)	35,780	1.9 (0.1)	35,590	1.8 (0.1)	32,839	1.4 (0.1)
학년												
중1	5,949	0.5 (0.1)	6,180	0.5 (0.1)	5,998	0.4 (0.1)*	5,788	0.2 (0.1)*	5,583	0.0 (-)** ¹⁾	5,210	0.1 (0.0)*
중2	5,879	1.1 (0.2)	6,490	1.3 (0.2)	5,990	0.9 (0.1)	5,852	0.9 (0.1)	5,944	0.5 (0.1)	5,404	0.3 (0.1)*
중3	5,786	2.1 (0.2)	6,254	2.1 (0.2)	6,026	2.3 (0.3)	5,969	1.2 (0.1)	6,066	1.3 (0.2)	5,827	0.8 (0.1)
고1	5,792	4.0 (0.5)	6,183	3.7 (0.3)	5,845	2.7 (0.3)	5,930	2.4 (0.3)	5,776	2.7 (0.4)	5,337	1.9 (0.2)
고2	5,851	4.7 (0.5)	6,554	4.1 (0.3)	6,094	4.1 (0.3)	6,270	3.4 (0.3)	6,143	2.9 (0.3)	5,336	2.0 (0.3)
고3	5,590	4.9 (0.5)	6,109	4.9 (0.4)	6,012	4.0 (0.4)	5,971	3.4 (0.3)	6,078	3.1 (0.3)	5,725	2.9 (0.3)
학교급												
중학교	17,614	1.2 (0.1)	18,924	1.3 (0.1)	18,014	1.2 (0.1)	17,609	0.8 (0.1)	17,593	0.7 (0.1)	16,441	0.4 (0.1)
고등학교	17,233	4.5 (0.4)	18,846	4.2 (0.2)	17,951	3.6 (0.3)	18,171	3.0 (0.2)	17,997	2.9 (0.2)	16,398	2.3 (0.2)

* 최근 30일 동안 매일 일반담배(퀵런)를 흡연한 사람의 분율

* '19년 설문문항 변경으로 연도별 결과 비교 시 주의

* 변동계수(coefficient of variation): * 25-50%, ** 50% 이상

1) 분율 0.1% 미만으로 표준오차 비제시

(계속: 매일 흡연율)

(단위: %)

구분	'16		'17		'18		'19		'20		'21	
	분석대상자수	분율(표준오차)	분석대상자수	분율(표준오차)	분석대상자수	분율(표준오차)	분석대상자수	분율(표준오차)	분석대상자수	분율(표준오차)	분석대상자수	분율(표준오차)
전체												
전체	65,528	3.1 (0.1)	62,276	3.0 (0.1)	60,040	3.2 (0.1)	57,303	3.2 (0.1)	54,948	2.3 (0.1)	54,848	2.3 (0.1)
학년												
중1	10,483	0.0 (-)*	10,189	0.1 (0.0)*	9,847	0.1 (0.0)*	9,738	0.1 (0.0)*	10,005	0.1 (0.0)*	10,016	0.1 (0.0)*
중2	10,517	0.4 (0.1)	10,377	0.7 (0.1)	10,092	0.7 (0.1)	9,665	0.9 (0.1)	9,564	0.4 (0.1)	10,235	0.6 (0.1)
중3	11,219	1.5 (0.1)	10,319	1.7 (0.2)	10,290	1.7 (0.2)	9,981	1.7 (0.1)	9,392	1.3 (0.1)	9,764	1.3 (0.1)
고1	11,355	2.8 (0.2)	10,165	2.9 (0.2)	9,260	3.5 (0.3)	9,273	3.6 (0.3)	8,907	2.5 (0.2)	8,461	2.7 (0.2)
고2	11,070	4.8 (0.3)	10,800	4.9 (0.3)	10,039	5.0 (0.3)	9,044	5.0 (0.3)	8,907	4.1 (0.3)	8,647	4.1 (0.2)
고3	10,884	7.5 (0.4)	10,426	6.2 (0.4)	10,512	7.0 (0.4)	9,602	6.8 (0.4)	8,173	5.7 (0.4)	7,725	5.4 (0.3)
학교급												
중학교	32,219	0.7 (0.1)	30,885	0.8 (0.1)	30,229	0.9 (0.1)	29,384	0.9 (0.1)	28,961	0.6 (0.0)	30,015	0.6 (0.1)
고등학교	33,309	5.0 (0.2)	31,391	4.7 (0.2)	29,811	5.3 (0.3)	27,919	5.2 (0.2)	25,987	4.1 (0.2)	24,833	4.1 (0.2)
남학생												
전체	33,803	4.9 (0.2)	31,624	4.6 (0.2)	30,463	4.9 (0.2)	29,841	4.8 (0.2)	28,353	3.4 (0.2)	28,401	3.3 (0.1)
학년												
중1	5,516	0.0 (-)**	5,178	0.1 (0.0)*	4,960	0.2 (0.1)*	5,126	0.2 (0.1)*	5,098	0.1 (0.1)*	5,156	0.1 (0.1)*
중2	5,466	0.6 (0.1)	5,272	1.1 (0.2)	5,137	1.0 (0.1)	5,039	1.1 (0.2)	4,823	0.4 (0.1)	5,326	0.5 (0.1)
중3	5,760	2.3 (0.2)	5,202	2.4 (0.2)	5,231	2.3 (0.2)	5,236	2.4 (0.2)	4,909	1.9 (0.2)	5,104	1.7 (0.2)
고1	5,861	4.7 (0.3)	5,069	4.5 (0.4)	4,805	5.2 (0.5)	4,782	5.1 (0.4)	4,602	3.6 (0.3)	4,456	3.7 (0.3)
고2	5,744	7.6 (0.5)	5,610	7.4 (0.4)	5,110	7.3 (0.4)	4,662	7.9 (0.5)	4,631	5.8 (0.4)	4,478	6.0 (0.4)
고3	5,456	12.4 (0.6)	5,293	10.1 (0.5)	5,220	11.3 (0.6)	4,996	10.7 (0.6)	4,290	8.5 (0.6)	3,881	7.9 (0.5)
학교급												
중학교	16,742	1.0 (0.1)	15,652	1.2 (0.1)	15,328	1.2 (0.1)	15,401	1.3 (0.1)	14,830	0.8 (0.1)	15,586	0.8 (0.1)
고등학교	17,061	8.2 (0.3)	15,972	7.4 (0.3)	15,135	8.2 (0.4)	14,440	8.0 (0.3)	13,523	6.0 (0.3)	12,815	5.9 (0.3)
여학생												
전체	31,725	1.0 (0.1)	30,652	1.2 (0.1)	29,577	1.4 (0.1)	27,462	1.4 (0.1)	26,595	1.2 (0.1)	26,447	1.3 (0.1)
학년												
중1	4,967	0.0 (-)**	5,011	0.1 (0.0)*	4,887	0.0 (-)**	4,612	0.0 (-)**	4,907	0.1 (0.0)**	4,860	0.1 (0.1)*
중2	5,051	0.2 (0.1)*	5,105	0.2 (0.1)*	4,955	0.4 (0.1)	4,626	0.7 (0.1)	4,741	0.4 (0.1)	4,909	0.6 (0.1)
중3	5,459	0.7 (0.1)	5,117	0.9 (0.2)	5,059	1.1 (0.2)	4,745	0.9 (0.1)	4,483	0.8 (0.1)	4,660	0.9 (0.1)
고1	5,494	0.9 (0.1)	5,096	1.2 (0.2)	4,455	1.6 (0.2)	4,491	2.0 (0.3)	4,305	1.3 (0.2)	4,005	1.6 (0.2)
고2	5,326	1.8 (0.2)	5,190	2.1 (0.3)	4,929	2.5 (0.3)	4,382	1.8 (0.2)	4,276	2.2 (0.3)	4,169	2.1 (0.2)
고3	5,428	2.1 (0.3)	5,133	2.0 (0.2)	5,292	2.4 (0.3)	4,606	2.6 (0.3)	3,883	2.5 (0.3)	3,844	2.6 (0.3)
학교급												
중학교	15,477	0.3 (0.0)	15,233	0.4 (0.1)	14,901	0.5 (0.1)	13,983	0.6 (0.1)	14,131	0.4 (0.0)	14,429	0.5 (0.1)
고등학교	16,248	1.6 (0.1)	15,419	1.8 (0.2)	14,676	2.2 (0.2)	13,479	2.2 (0.2)	12,464	2.0 (0.2)	12,018	2.1 (0.2)

결과표5. 월 20일 이상 흡연을

(단위: %)

구분	'10		'11		'12		'13		'14		'15	
	분석대상자수	분율(표준오차)	분석대상자수	분율(표준오차)	분석대상자수	분율(표준오차)	분석대상자수	분율(표준오차)	분석대상자수	분율(표준오차)	분석대상자수	분율(표준오차)
전체												
전체	73,238	7.0 (0.2)	75,643	7.2 (0.2)	74,186	6.6 (0.2)	72,435	5.7 (0.2)	72,060	5.6 (0.2)	68,043	4.6 (0.2)
학년												
중1	12,468	1.0 (0.1)	12,728	1.0 (0.1)	12,362	0.6 (0.1)	12,199	0.4 (0.1)	11,661	0.2 (0.0)	10,786	0.2 (0.0)
중2	12,499	2.9 (0.2)	12,903	3.2 (0.2)	12,384	2.0 (0.2)	12,113	2.1 (0.2)	12,275	1.2 (0.1)	11,442	1.1 (0.1)
중3	12,603	5.3 (0.2)	12,843	5.8 (0.3)	12,551	5.5 (0.3)	12,218	4.1 (0.2)	12,220	4.1 (0.2)	12,071	2.2 (0.2)
고1	12,021	8.6 (0.5)	12,569	9.3 (0.4)	12,451	7.9 (0.4)	12,028	6.9 (0.4)	11,824	6.8 (0.4)	11,122	5.1 (0.3)
고2	12,124	10.6 (0.5)	12,508	11.2 (0.5)	12,315	11.0 (0.5)	11,865	9.5 (0.5)	12,152	9.2 (0.4)	11,113	8.0 (0.5)
고3	11,523	13.7 (0.7)	12,092	12.6 (0.6)	12,123	11.7 (0.5)	12,012	10.7 (0.5)	11,928	11.4 (0.5)	11,509	9.5 (0.5)
학교급												
중학교	37,570	3.1 (0.1)	38,474	3.4 (0.1)	37,297	2.8 (0.1)	36,530	2.2 (0.1)	36,156	1.9 (0.1)	34,299	1.2 (0.1)
고등학교	35,668	11.0 (0.4)	37,169	11.0 (0.4)	36,889	10.2 (0.4)	35,905	9.0 (0.4)	35,904	9.1 (0.4)	33,744	7.6 (0.3)
남학생												
전체	38,391	10.2 (0.3)	37,873	10.7 (0.3)	38,221	9.8 (0.3)	36,655	8.8 (0.3)	36,470	8.8 (0.3)	35,204	7.3 (0.3)
학년												
중1	6,519	1.2 (0.2)	6,548	1.4 (0.2)	6,364	0.8 (0.1)	6,411	0.6 (0.1)	6,078	0.4 (0.1)	5,576	0.2 (0.1)*
중2	6,620	4.1 (0.3)	6,413	4.4 (0.4)	6,394	2.7 (0.2)	6,261	2.8 (0.3)	6,331	1.7 (0.2)	6,038	1.6 (0.2)
중3	6,817	7.5 (0.4)	6,589	8.7 (0.4)	6,525	8.0 (0.4)	6,249	6.4 (0.3)	6,154	6.2 (0.4)	6,244	3.3 (0.3)
고1	6,229	11.9 (0.7)	6,386	13.5 (0.6)	6,606	11.9 (0.6)	6,098	10.6 (0.6)	6,048	10.2 (0.6)	5,785	7.7 (0.5)
고2	6,273	15.0 (0.8)	5,954	16.6 (0.8)	6,221	16.5 (0.8)	5,595	14.4 (0.8)	6,009	14.4 (0.6)	5,777	13.1 (0.7)
고3	5,933	21.0 (0.9)	5,983	18.9 (0.8)	6,111	17.8 (0.8)	6,041	17.0 (0.8)	5,850	18.5 (0.7)	5,784	15.5 (0.7)
학교급												
중학교	19,956	4.3 (0.2)	19,550	4.9 (0.2)	19,283	3.9 (0.2)	18,921	3.3 (0.2)	18,563	2.9 (0.2)	17,858	1.8 (0.1)
고등학교	18,435	15.9 (0.6)	18,323	16.3 (0.5)	18,938	15.4 (0.6)	17,734	14.0 (0.6)	17,907	14.4 (0.5)	17,346	12.2 (0.5)
여학생												
전체	34,847	3.5 (0.2)	37,770	3.4 (0.1)	35,965	3.0 (0.1)	35,780	2.4 (0.1)	35,590	2.2 (0.1)	32,839	1.7 (0.1)
학년												
중1	5,949	0.8 (0.1)	6,180	0.7 (0.1)	5,998	0.4 (0.1)*	5,788	0.2 (0.1)*	5,583	0.1 (0.0)*	5,210	0.1 (0.1)*
중2	5,879	1.6 (0.2)	6,490	1.9 (0.2)	5,990	1.3 (0.2)	5,852	1.4 (0.2)	5,944	0.7 (0.1)	5,404	0.5 (0.1)
중3	5,786	2.8 (0.3)	6,254	2.6 (0.2)	6,026	2.9 (0.3)	5,969	1.5 (0.2)	6,066	1.8 (0.2)	5,827	1.1 (0.2)
고1	5,792	4.9 (0.6)	6,183	4.4 (0.4)	5,845	3.5 (0.4)	5,930	2.9 (0.3)	5,776	3.2 (0.4)	5,337	2.2 (0.3)
고2	5,851	5.6 (0.6)	6,554	5.0 (0.4)	6,094	4.8 (0.4)	6,270	4.1 (0.3)	6,143	3.5 (0.3)	5,336	2.5 (0.3)
고3	5,590	5.5 (0.5)	6,109	5.5 (0.4)	6,012	4.8 (0.4)	5,971	3.8 (0.3)	6,078	3.5 (0.3)	5,725	3.1 (0.4)
학교급												
중학교	17,614	1.8 (0.1)	18,924	1.7 (0.1)	18,014	1.6 (0.1)	17,609	1.0 (0.1)	17,593	0.9 (0.1)	16,441	0.6 (0.1)
고등학교	17,233	5.3 (0.4)	18,846	5.0 (0.3)	17,951	4.4 (0.3)	18,171	3.6 (0.2)	17,997	3.4 (0.2)	16,398	2.6 (0.2)

* 최근 30일 동안 20일 이상 일반담배(퀵런)를 흡연한 사람의 분율

* '19년 설문문항 변경으로 연도별 결과 비교 시 주의

* 변동계수(coefficient of variation): * 25-50%, ** 50% 이상

(계속: 월 20일 이상 흡연율)

(단위: %)

구분	'16		'17		'18		'19		'20		'21	
	분석대상자수	분율(표준오차)	분석대상자수	분율(표준오차)	분석대상자수	분율(표준오차)	분석대상자수	분율(표준오차)	분석대상자수	분율(표준오차)	분석대상자수	분율(표준오차)
전체												
전체	65,528	3.7 (0.2)	62,276	3.6 (0.2)	60,040	3.9 (0.2)	57,303	3.7 (0.1)	54,948	2.7 (0.1)	54,848	2.8 (0.1)
학년												
중1	10,483	0.1 (0.0)*	10,189	0.1 (0.0)*	9,847	0.1 (0.0)*	9,738	0.2 (0.1)*	10,005	0.2 (0.0)	10,016	0.2 (0.0)*
중2	10,517	0.6 (0.1)	10,377	1.0 (0.1)	10,092	1.0 (0.1)	9,665	1.3 (0.1)	9,564	0.6 (0.1)	10,235	0.7 (0.1)
중3	11,219	2.0 (0.2)	10,319	2.3 (0.2)	10,290	2.3 (0.2)	9,981	2.2 (0.2)	9,392	1.6 (0.1)	9,764	1.6 (0.2)
고1	11,355	3.6 (0.2)	10,165	3.6 (0.3)	9,260	4.1 (0.3)	9,273	4.3 (0.3)	8,907	2.9 (0.2)	8,461	3.3 (0.2)
고2	11,070	5.8 (0.4)	10,800	5.9 (0.3)	10,039	6.1 (0.3)	9,044	5.9 (0.3)	8,907	4.8 (0.3)	8,647	4.9 (0.3)
고3	10,884	8.7 (0.4)	10,426	7.4 (0.4)	10,512	8.2 (0.4)	9,602	7.9 (0.4)	8,173	6.4 (0.4)	7,725	6.2 (0.4)
학교급												
중학교	32,219	0.9 (0.1)	30,885	1.1 (0.1)	30,229	1.2 (0.1)	29,384	1.2 (0.1)	28,961	0.8 (0.1)	30,015	0.8 (0.1)
고등학교	33,309	6.0 (0.3)	31,391	5.7 (0.3)	29,811	6.3 (0.3)	27,919	6.1 (0.3)	25,987	4.7 (0.2)	24,833	4.8 (0.2)
남학생												
전체	33,803	5.9 (0.2)	31,624	5.6 (0.2)	30,463	5.9 (0.2)	29,841	5.6 (0.2)	28,353	4.0 (0.2)	28,401	3.9 (0.2)
학년												
중1	5,516	0.2 (0.1)*	5,178	0.2 (0.1)*	4,960	0.2 (0.1)*	5,126	0.3 (0.1)*	5,098	0.2 (0.1)*	5,156	0.2 (0.1)*
중2	5,466	0.9 (0.1)	5,272	1.5 (0.2)	5,137	1.4 (0.2)	5,039	1.5 (0.2)	4,823	0.7 (0.1)	5,326	0.6 (0.1)
중3	5,760	2.9 (0.2)	5,202	3.3 (0.3)	5,231	3.0 (0.3)	5,236	2.9 (0.3)	4,909	2.3 (0.2)	5,104	2.1 (0.3)
고1	5,861	5.9 (0.4)	5,069	5.4 (0.4)	4,805	6.1 (0.5)	4,782	6.2 (0.4)	4,602	4.2 (0.4)	4,456	4.5 (0.4)
고2	5,744	9.1 (0.6)	5,610	8.9 (0.5)	5,110	9.0 (0.5)	4,662	9.2 (0.5)	4,631	7.0 (0.5)	4,478	7.1 (0.4)
고3	5,456	14.3 (0.6)	5,293	11.9 (0.6)	5,220	12.9 (0.6)	4,996	12.3 (0.6)	4,290	9.7 (0.6)	3,881	9.1 (0.6)
학교급												
중학교	16,742	1.4 (0.1)	15,652	1.7 (0.1)	15,328	1.6 (0.1)	15,401	1.6 (0.1)	14,830	1.0 (0.1)	15,586	1.0 (0.1)
고등학교	17,061	9.7 (0.4)	15,972	8.8 (0.4)	15,135	9.6 (0.4)	14,440	9.3 (0.4)	13,523	7.0 (0.3)	12,815	6.9 (0.3)
여학생												
전체	31,725	1.3 (0.1)	30,652	1.5 (0.1)	29,577	1.8 (0.1)	27,462	1.7 (0.1)	26,595	1.4 (0.1)	26,447	1.5 (0.1)
학년												
중1	4,967	0.1 (0.0)**	5,011	0.1 (0.0)*	4,887	0.1 (0.0)**	4,612	0.1 (0.0)*	4,907	0.2 (0.1)*	4,860	0.1 (0.1)*
중2	5,051	0.3 (0.1)*	5,105	0.5 (0.1)	4,955	0.6 (0.1)	4,626	1.1 (0.2)	4,741	0.6 (0.1)	4,909	0.7 (0.1)
중3	5,459	1.0 (0.1)	5,117	1.2 (0.2)	5,059	1.5 (0.2)	4,745	1.3 (0.2)	4,483	1.0 (0.1)	4,660	0.9 (0.2)
고1	5,494	1.1 (0.2)	5,096	1.7 (0.3)	4,455	1.9 (0.2)	4,491	2.3 (0.3)	4,305	1.4 (0.2)	4,005	1.9 (0.3)
고2	5,326	2.2 (0.3)	5,190	2.6 (0.3)	4,929	3.0 (0.3)	4,382	2.3 (0.3)	4,276	2.5 (0.3)	4,169	2.5 (0.3)
고3	5,428	2.6 (0.3)	5,133	2.5 (0.3)	5,292	3.1 (0.3)	4,606	3.0 (0.3)	3,883	2.7 (0.3)	3,844	3.1 (0.3)
학교급												
중학교	15,477	0.5 (0.1)	15,233	0.6 (0.1)	14,901	0.7 (0.1)	13,983	0.8 (0.1)	14,131	0.5 (0.1)	14,429	0.6 (0.1)
고등학교	16,248	2.0 (0.2)	15,419	2.3 (0.2)	14,676	2.7 (0.2)	13,479	2.6 (0.2)	12,464	2.2 (0.2)	12,018	2.5 (0.2)

결과표6. 하루 10개비 이상 흡연율

(단위: %)

구분	'10		'11		'12		'13		'14		'15	
	분석대상자수	분율(표준오차)	분석대상자수	분율(표준오차)	분석대상자수	분율(표준오차)	분석대상자수	분율(표준오차)	분석대상자수	분율(표준오차)	분석대상자수	분율(표준오차)
전체												
전체	73,238	2.8 (0.1)	75,643	2.8 (0.1)	74,186	2.3 (0.1)	72,435	1.9 (0.1)	72,060	2.1 (0.1)	68,043	1.4 (0.1)
학년												
중1	12,468	0.4 (0.1)	12,728	0.5 (0.1)	12,362	0.4 (0.1)	12,199	0.2 (0.0)	11,661	0.1 (0.0)*	10,786	0.1 (0.0)*
중2	12,499	1.3 (0.1)	12,903	1.2 (0.1)	12,384	0.8 (0.1)	12,113	0.8 (0.1)	12,275	0.7 (0.1)	11,442	0.5 (0.1)
중3	12,603	1.9 (0.1)	12,843	2.3 (0.2)	12,551	1.8 (0.2)	12,218	1.3 (0.1)	12,220	1.4 (0.1)	12,071	0.9 (0.1)
고1	12,021	3.3 (0.3)	12,569	3.3 (0.2)	12,451	2.8 (0.2)	12,028	2.1 (0.2)	11,824	2.4 (0.2)	11,122	1.7 (0.1)
고2	12,124	3.9 (0.3)	12,508	4.3 (0.3)	12,315	3.7 (0.2)	11,865	3.3 (0.2)	12,152	3.4 (0.2)	11,113	2.1 (0.2)
고3	11,523	6.0 (0.5)	12,092	5.1 (0.3)	12,123	4.1 (0.3)	12,012	3.7 (0.2)	11,928	4.1 (0.3)	11,509	2.7 (0.2)
학교급												
중학교	37,570	1.2 (0.1)	38,474	1.3 (0.1)	37,297	1.0 (0.1)	36,530	0.8 (0.1)	36,156	0.8 (0.1)	34,299	0.5 (0.1)
고등학교	35,668	4.4 (0.3)	37,169	4.2 (0.2)	36,889	3.5 (0.2)	35,905	3.0 (0.2)	35,904	3.3 (0.2)	33,744	2.2 (0.1)
남학생												
전체	38,391	4.0 (0.2)	37,873	4.1 (0.2)	38,221	3.4 (0.2)	36,655	2.9 (0.1)	36,470	3.2 (0.1)	35,204	2.1 (0.1)
학년												
중1	6,519	0.4 (0.1)	6,548	0.6 (0.1)	6,364	0.4 (0.1)	6,411	0.3 (0.1)*	6,078	0.1 (0.0)*	5,576	0.1 (0.1)**
중2	6,620	1.7 (0.2)	6,413	1.5 (0.2)	6,394	0.9 (0.1)	6,261	1.1 (0.1)	6,331	0.8 (0.1)	6,038	0.6 (0.1)
중3	6,817	2.6 (0.2)	6,589	3.1 (0.3)	6,525	2.4 (0.2)	6,249	2.0 (0.2)	6,154	2.0 (0.2)	6,244	1.1 (0.2)
고1	6,229	4.4 (0.3)	6,386	5.0 (0.3)	6,606	4.0 (0.3)	6,098	3.2 (0.2)	6,048	3.4 (0.3)	5,785	2.5 (0.2)
고2	6,273	5.4 (0.4)	5,954	6.5 (0.4)	6,221	5.5 (0.4)	5,595	4.7 (0.4)	6,009	5.4 (0.4)	5,777	3.4 (0.3)
고3	5,933	9.7 (0.7)	5,983	7.7 (0.4)	6,111	6.5 (0.4)	6,041	5.9 (0.4)	5,850	6.7 (0.4)	5,784	4.5 (0.3)
학교급												
중학교	19,956	1.6 (0.1)	19,550	1.8 (0.1)	19,283	1.3 (0.1)	18,921	1.1 (0.1)	18,563	1.0 (0.1)	17,858	0.7 (0.1)
고등학교	18,435	6.4 (0.3)	18,323	6.4 (0.3)	18,938	5.3 (0.3)	17,734	4.6 (0.3)	17,907	5.2 (0.3)	17,346	3.5 (0.2)
여학생												
전체	34,847	1.4 (0.1)	37,770	1.3 (0.1)	35,965	1.2 (0.1)	35,780	0.8 (0.1)	35,590	0.9 (0.1)	32,839	0.6 (0.1)
학년												
중1	5,949	0.5 (0.1)	6,180	0.3 (0.1)	5,998	0.4 (0.1)*	5,788	0.2 (0.1)*	5,583	0.0 (-)** ¹⁾	5,210	0.1 (0.0)*
중2	5,879	0.8 (0.1)	6,490	0.8 (0.1)	5,990	0.7 (0.1)	5,852	0.5 (0.1)	5,944	0.6 (0.1)	5,404	0.4 (0.1)
중3	5,786	1.2 (0.2)	6,254	1.3 (0.2)	6,026	1.1 (0.2)	5,969	0.5 (0.1)	6,066	0.8 (0.1)	5,827	0.7 (0.1)
고1	5,792	2.1 (0.4)	6,183	1.4 (0.2)	5,845	1.5 (0.2)	5,930	0.8 (0.1)	5,776	1.3 (0.2)	5,337	0.8 (0.1)
고2	5,851	2.2 (0.3)	6,554	1.7 (0.2)	6,094	1.7 (0.2)	6,270	1.7 (0.2)	6,143	1.2 (0.2)	5,336	0.7 (0.1)
고3	5,590	1.8 (0.3)	6,109	2.0 (0.2)	6,012	1.5 (0.2)	5,971	1.2 (0.2)	6,078	1.3 (0.2)	5,725	0.9 (0.1)
학교급												
중학교	17,614	0.8 (0.1)	18,924	0.8 (0.1)	18,014	0.8 (0.1)	17,609	0.4 (0.1)	17,593	0.5 (0.1)	16,441	0.4 (0.1)
고등학교	17,233	2.0 (0.2)	18,846	1.7 (0.1)	17,951	1.6 (0.1)	18,171	1.3 (0.1)	17,997	1.3 (0.1)	16,398	0.8 (0.1)

* 최근 30일 동안 1일 이상 일반담배(퀵런)를 흡연하고, 하루 평균 일반담배(퀵런) 흡연량이 10개비 이상인 사람의 분율

** '19, '20년 설문문항 변경으로 연도별 결과 비교 시 주의

* 변동계수(coefficient of variation): * 25-50%, ** 50% 이상

1) 분율 0.1% 미만으로 표준오차 비제시

(계속: 하루 10개비 이상 흡연율)

(단위: %)

구분	'16		'17		'18		'19		'20		'21	
	분석대상자수	분율(표준오차)	분석대상자수	분율(표준오차)	분석대상자수	분율(표준오차)	분석대상자수	분율(표준오차)	분석대상자수	분율(표준오차)	분석대상자수	분율(표준오차)
전체												
전체	65,528	1.4 (0.1)	62,276	1.4 (0.1)	60,040	1.4 (0.1)	57,303	1.5 (0.1)	54,948	1.1 (0.1)	54,848	1.2 (0.1)
학년												
중1	10,483	0.1 (0.0)*	10,189	0.1 (0.0)*	9,847	0.0 (-)*	9,738	0.1 (0.0)*	10,005	0.0 (-)**	10,016	0.1 (0.0)*
중2	10,517	0.2 (0.0)	10,377	0.5 (0.1)	10,092	0.4 (0.1)	9,665	0.4 (0.1)	9,564	0.2 (0.0)	10,235	0.3 (0.1)
중3	11,219	0.8 (0.1)	10,319	1.0 (0.1)	10,290	0.9 (0.1)	9,981	0.9 (0.1)	9,392	0.6 (0.1)	9,764	0.7 (0.1)
고1	11,355	1.4 (0.1)	10,165	1.2 (0.1)	9,260	1.5 (0.2)	9,273	1.9 (0.2)	8,907	1.3 (0.1)	8,461	1.3 (0.1)
고2	11,070	2.0 (0.2)	10,800	2.3 (0.2)	10,039	2.1 (0.2)	9,044	2.5 (0.2)	8,907	1.9 (0.2)	8,647	1.9 (0.2)
고3	10,884	3.1 (0.3)	10,426	2.9 (0.2)	10,512	3.0 (0.2)	9,602	2.9 (0.2)	8,173	2.5 (0.2)	7,725	2.7 (0.2)
학교급												
중학교	32,219	0.4 (0.0)	30,885	0.5 (0.0)	30,229	0.4 (0.0)	29,384	0.5 (0.0)	28,961	0.3 (0.0)	30,015	0.4 (0.0)
고등학교	33,309	2.2 (0.1)	31,391	2.1 (0.1)	29,811	2.3 (0.1)	27,919	2.5 (0.1)	25,987	1.9 (0.1)	24,833	2.0 (0.1)
남학생												
전체	33,803	2.1 (0.1)	31,624	2.1 (0.1)	30,463	2.2 (0.1)	29,841	2.3 (0.1)	28,353	1.6 (0.1)	28,401	1.7 (0.1)
학년												
중1	5,516	0.1 (0.0)**	5,178	0.1 (0.0)*	4,960	0.1 (0.0)*	5,126	0.1 (0.0)*	5,098	0.1 (0.0)**	5,156	0.1 (0.0)*
중2	5,466	0.4 (0.1)	5,272	0.7 (0.1)	5,137	0.5 (0.1)	5,039	0.5 (0.1)	4,823	0.3 (0.1)*	5,326	0.4 (0.1)
중3	5,760	1.4 (0.2)	5,202	1.5 (0.2)	5,231	1.1 (0.1)	5,236	1.1 (0.2)	4,909	0.8 (0.1)	5,104	0.9 (0.1)
고1	5,861	2.2 (0.2)	5,069	1.8 (0.2)	4,805	2.4 (0.3)	4,782	2.7 (0.3)	4,602	1.9 (0.2)	4,456	2.0 (0.2)
고2	5,744	3.0 (0.3)	5,610	3.3 (0.3)	5,110	3.2 (0.3)	4,662	4.1 (0.4)	4,631	2.9 (0.3)	4,478	2.9 (0.3)
고3	5,456	4.8 (0.4)	5,293	4.4 (0.3)	5,220	5.0 (0.4)	4,996	4.8 (0.3)	4,290	3.9 (0.4)	3,881	4.1 (0.4)
학교급												
중학교	16,742	0.6 (0.1)	15,652	0.8 (0.1)	15,328	0.6 (0.1)	15,401	0.6 (0.1)	14,830	0.4 (0.1)	15,586	0.5 (0.1)
고등학교	17,061	3.3 (0.2)	15,972	3.2 (0.2)	15,135	3.6 (0.2)	14,440	3.9 (0.2)	13,523	2.9 (0.2)	12,815	3.0 (0.2)
여학생												
전체	31,725	0.6 (0.1)	30,652	0.7 (0.1)	29,577	0.6 (0.1)	27,462	0.6 (0.1)	26,595	0.5 (0.0)	26,447	0.6 (0.1)
학년												
중1	4,967	0.1 (0.0)**	5,011	0.1 (0.1)**	4,887	0.0 (-)**	4,612	0.0 (-)**	4,907	0.0 (-)**	4,860	0.1 (0.0)*
중2	5,051	0.1 (0.0)*	5,105	0.2 (0.1)*	4,955	0.2 (0.1)*	4,626	0.4 (0.1)	4,741	0.2 (0.1)*	4,909	0.3 (0.1)*
중3	5,459	0.3 (0.1)	5,117	0.5 (0.1)	5,059	0.6 (0.1)	4,745	0.6 (0.1)	4,483	0.3 (0.1)	4,660	0.5 (0.1)
고1	5,494	0.5 (0.1)	5,096	0.5 (0.1)	4,455	0.6 (0.1)	4,491	1.1 (0.2)	4,305	0.6 (0.1)	4,005	0.7 (0.1)
고2	5,326	0.9 (0.2)	5,190	1.3 (0.2)	4,929	0.9 (0.2)	4,382	0.8 (0.1)	4,276	0.8 (0.1)	4,169	0.9 (0.1)
고3	5,428	1.3 (0.2)	5,133	1.2 (0.2)	5,292	0.9 (0.1)	4,606	0.9 (0.1)	3,883	1.0 (0.2)	3,844	1.1 (0.2)
학교급												
중학교	15,477	0.2 (0.0)	15,233	0.2 (0.0)	14,901	0.3 (0.1)	13,983	0.3 (0.0)	14,131	0.2 (0.0)	14,429	0.3 (0.0)
고등학교	16,248	0.9 (0.1)	15,419	1.0 (0.1)	14,676	0.8 (0.1)	13,479	0.9 (0.1)	12,464	0.8 (0.1)	12,018	0.9 (0.1)

결과표7. 중1 학생의 중학교 입학 전 흡연 경험률

(단위: %)

구분	'10		'11		'12		'13		'14		'15	
	분석대상자수	분율(표준오차)	분석대상자수	분율(표준오차)	분석대상자수	분율(표준오차)	분석대상자수	분율(표준오차)	분석대상자수	분율(표준오차)	분석대상자수	분율(표준오차)
전체	12,450	9.5 (0.4)	12,714	8.0 (0.3)	12,349	8.1 (0.3)	12,188	5.9 (0.3)	11,654	4.8 (0.2)	10,778	3.3 (0.2)
남학생	6,507	11.6 (0.5)	6,539	9.9 (0.4)	6,356	9.9 (0.5)	6,402	8.1 (0.4)	6,076	6.9 (0.4)	5,570	4.4 (0.3)
여학생	5,943	7.3 (0.5)	6,175	5.9 (0.3)	5,993	6.1 (0.3)	5,786	3.4 (0.3)	5,578	2.5 (0.2)	5,208	2.0 (0.2)

※ 중학교 1학년 학생 중에서 평생 일반담배(퀵런) 흡연 경험이 있으며, 중학교 입학하기 이전에 일반담배(퀵런)를 한두 모금 피워본 사람의 분율
 ※ '19, '20년 설문문항 변경으로 연도별 결과 비교 시 주의

결과표8. 처음 흡연 경험 연령

(단위: 세)

구분	'10		'11		'12		'13		'14		'15	
	분석대상자수	평균(표준오차)	분석대상자수	평균(표준오차)	분석대상자수	평균(표준오차)	분석대상자수	평균(표준오차)	분석대상자수	평균(표준오차)	분석대상자수	평균(표준오차)
전체	19,060	12.7 (0.0)	19,403	12.8 (0.0)	18,068	12.6 (0.0)	15,337	12.6 (0.0)	13,720	12.6 (0.0)	11,409	12.7 (0.0)
남학생	12,711	12.7 (0.0)	12,693	12.8 (0.0)	12,439	12.6 (0.0)	10,838	12.6 (0.0)	10,003	12.6 (0.0)	8,608	12.7 (0.0)
여학생	6,349	12.7 (0.0)	6,710	12.8 (0.0)	5,629	12.6 (0.0)	4,499	12.6 (0.0)	3,717	12.8 (0.0)	2,801	12.8 (0.0)

※ 평생 일반담배(퀵런) 흡연 경험자 중에서 처음으로 일반담배(퀵런)를 한 두 모금 피워본 연령의 평균
 ※ '19, '20년 설문문항 변경으로 연도별 결과 비교 시 주의

결과표9. 매일 흡연 시작 연령

(단위: 세)

구분	'10		'11		'12		'13		'14		'15	
	분석대상자수	평균(표준오차)	분석대상자수	평균(표준오차)	분석대상자수	평균(표준오차)	분석대상자수	평균(표준오차)	분석대상자수	평균(표준오차)	분석대상자수	평균(표준오차)
전체	4,174	13.9 (0.0)	4,255	13.8 (0.0)	3,756	13.6 (0.0)	3,302	13.5 (0.0)	3,015	13.7 (0.0)	2,371	13.6 (0.0)
남학생	3,215	14.0 (0.0)	3,186	13.8 (0.0)	2,976	13.6 (0.0)	2,623	13.5 (0.0)	2,429	13.7 (0.0)	1,969	13.7 (0.1)
여학생	959	13.9 (0.1)	1,069	13.9 (0.1)	780	13.4 (0.1)	679	13.6 (0.1)	586	13.6 (0.1)	402	13.5 (0.1)

※ 최근 30일 동안 매일 일반담배(퀵런) 흡연자 중에서 일반담배(퀵런)를 매일 피우기 시작한 연령의 평균
 ※ '19, '20년 설문문항 변경으로 연도별 결과 비교 시 주의

(계속: 중1 학생의 중학교 입학 전 흡연 경험률)

(단위: %)

구분	'16		'17		'18		'19		'20		'21	
	분석대상자수	분율(표준오차)	분석대상자수	분율(표준오차)	분석대상자수	분율(표준오차)	분석대상자수	분율(표준오차)	분석대상자수	분율(표준오차)	분석대상자수	분율(표준오차)
전체	10,475	2.3 (0.2)	10,183	1.8 (0.1)	9,810	2.3 (0.2)	9,724	1.4 (0.1)	10,004	1.1 (0.1)	10,006	1.1 (0.1)
남학생	5,510	3.5 (0.2)	5,173	2.6 (0.2)	4,934	3.6 (0.3)	5,116	2.0 (0.2)	5,097	1.5 (0.2)	5,149	1.2 (0.2)
여학생	4,965	1.1 (0.2)	5,010	0.9 (0.1)	4,876	1.0 (0.2)	4,608	0.8 (0.1)	4,907	0.7 (0.1)	4,857	0.9 (0.1)

(계속: 처음 흡연 경험 연령)

(단위: 세)

구분	'16		'17		'18		'19		'20		'21	
	분석대상자수	평균(표준오차)	분석대상자수	평균(표준오차)	분석대상자수	평균(표준오차)	분석대상자수	평균(표준오차)	분석대상자수	평균(표준오차)	분석대상자수	평균(표준오차)
전체	9,324	12.7 (0.0)	7,919	12.9 (0.0)	8,198	13.0 (0.0)	6,940	13.2 (0.0)	5,562	13.6 (0.0)	5,222	13.5 (0.0)
남학생	7,142	12.7 (0.0)	5,959	12.8 (0.0)	5,922	12.8 (0.0)	4,911	13.1 (0.0)	3,856	13.4 (0.0)	3,519	13.4 (0.0)
여학생	2,182	12.9 (0.1)	1,960	13.1 (0.1)	2,276	13.5 (0.1)	2,029	13.6 (0.1)	1,706	13.9 (0.1)	1,703	13.7 (0.1)

(계속: 매일 흡연 시작 연령)

(단위: 세)

구분	'16		'17		'18		'19		'20		'21	
	분석대상자수	평균(표준오차)	분석대상자수	평균(표준오차)	분석대상자수	평균(표준오차)	분석대상자수	평균(표준오차)	분석대상자수	평균(표준오차)	분석대상자수	평균(표준오차)
전체	1,780	13.7 (0.0)	1,598	13.8 (0.1)	1,677	13.9 (0.1)	1,631	14.1 (0.1)	1,247	14.1 (0.1)	1,165	14.2 (0.1)
남학생	1,503	13.7 (0.1)	1,288	13.8 (0.1)	1,296	13.9 (0.1)	1,276	14.1 (0.1)	917	14.1 (0.1)	838	14.2 (0.1)
여학생	277	13.4 (0.1)	310	13.7 (0.1)	381	14.0 (0.1)	355	14.1 (0.1)	330	14.1 (0.2)	327	14.1 (0.1)

2021

제17차 청소년건강행태조사 통계



결과표10. 주1일 이상 가정 내 간접흡연 노출률

(단위: %)

구분	'16		'17		'18		'19		'20		'21	
	분석대상자수	분율(표준오차)	분석대상자수	분율(표준오차)	분석대상자수	분율(표준오차)	분석대상자수	분율(표준오차)	분석대상자수	분율(표준오차)	분석대상자수	분율(표준오차)
전체												
전체	-	--	-	--	-	--	57,303	31.7 (0.3)	54,948	25.4 (0.3)	54,848	23.3 (0.2)
학년												
중1	-	--	-	--	-	--	9,738	32.5 (0.6)	10,005	29.2 (0.6)	10,016	24.7 (0.5)
중2	-	--	-	--	-	--	9,665	31.9 (0.5)	9,564	27.4 (0.6)	10,235	24.0 (0.5)
중3	-	--	-	--	-	--	9,981	32.8 (0.5)	9,392	26.6 (0.5)	9,764	24.3 (0.5)
고1	-	--	-	--	-	--	9,273	31.4 (0.5)	8,907	24.5 (0.5)	8,461	22.0 (0.4)
고2	-	--	-	--	-	--	9,044	31.6 (0.5)	8,907	22.7 (0.5)	8,647	22.2 (0.5)
고3	-	--	-	--	-	--	9,602	30.3 (0.5)	8,173	21.9 (0.5)	7,725	22.6 (0.6)
학교급												
중학교	-	--	-	--	-	--	29,384	32.4 (0.4)	28,961	27.8 (0.4)	30,015	24.3 (0.3)
고등학교	-	--	-	--	-	--	27,919	31.1 (0.4)	25,987	23.1 (0.4)	24,833	22.3 (0.4)
남학생												
전체	-	--	-	--	-	--	29,841	29.3 (0.3)	28,353	23.3 (0.3)	28,401	22.3 (0.3)
학년												
중1	-	--	-	--	-	--	5,126	29.4 (0.8)	5,098	27.3 (0.7)	5,156	24.6 (0.7)
중2	-	--	-	--	-	--	5,039	29.4 (0.7)	4,823	25.3 (0.7)	5,326	23.6 (0.6)
중3	-	--	-	--	-	--	5,236	29.9 (0.7)	4,909	24.4 (0.7)	5,104	23.0 (0.7)
고1	-	--	-	--	-	--	4,782	29.5 (0.6)	4,602	22.2 (0.7)	4,456	20.5 (0.6)
고2	-	--	-	--	-	--	4,662	30.2 (0.7)	4,631	19.9 (0.6)	4,478	21.0 (0.7)
고3	-	--	-	--	-	--	4,996	27.3 (0.7)	4,290	20.5 (0.6)	3,881	21.0 (0.7)
학교급												
중학교	-	--	-	--	-	--	15,401	29.6 (0.5)	14,830	25.7 (0.4)	15,586	23.7 (0.4)
고등학교	-	--	-	--	-	--	14,440	29.0 (0.5)	13,523	20.9 (0.4)	12,815	20.9 (0.4)
여학생												
전체	-	--	-	--	-	--	27,462	34.3 (0.4)	26,595	27.7 (0.4)	26,447	24.4 (0.3)
학년												
중1	-	--	-	--	-	--	4,612	35.7 (0.7)	4,907	31.3 (0.8)	4,860	24.9 (0.7)
중2	-	--	-	--	-	--	4,626	34.5 (0.8)	4,741	29.6 (0.8)	4,909	24.4 (0.7)
중3	-	--	-	--	-	--	4,745	35.8 (0.7)	4,483	29.0 (0.8)	4,660	25.8 (0.7)
고1	-	--	-	--	-	--	4,491	33.3 (0.8)	4,305	27.0 (0.7)	4,005	23.7 (0.6)
고2	-	--	-	--	-	--	4,382	33.2 (0.8)	4,276	25.8 (0.8)	4,169	23.4 (0.8)
고3	-	--	-	--	-	--	4,606	33.5 (0.7)	3,883	23.5 (0.7)	3,844	24.3 (0.8)
학교급												
중학교	-	--	-	--	-	--	13,983	35.4 (0.5)	14,131	30.0 (0.6)	14,429	25.0 (0.4)
고등학교	-	--	-	--	-	--	13,479	33.3 (0.5)	12,464	25.5 (0.5)	12,018	23.8 (0.5)

※ 최근 7일 동안 학생의 집안에서 다른 사람이 피우는 담배 연기를 마신 적이 있는 사람의 분율

※ '19년 설문문항 변경으로 이전년도('09~'18년) 결과 비산출, '20, '21년 설문문항 변경으로 연도 비교 시 주의

결과표11. 주1일 이상 학교 실내 간접흡연 노출률

(단위: %)

구분	'16		'17		'18		'19		'20		'21	
	분석대상자수	분율(표준오차)	분석대상자수	분율(표준오차)	분석대상자수	분율(표준오차)	분석대상자수	분율(표준오차)	분석대상자수	분율(표준오차)	분석대상자수	분율(표준오차)
전체												
전체	-	--	-	--	60,040	20.0 (0.5)	57,303	21.6 (0.4)	54,948	7.2 (0.2)	54,848	7.9 (0.3)
학년												
중1	-	--	-	--	9,847	11.8 (0.4)	9,738	16.0 (0.5)	10,005	5.2 (0.3)	10,016	4.9 (0.3)
중2	-	--	-	--	10,092	14.6 (0.5)	9,665	16.7 (0.7)	9,564	5.1 (0.3)	10,235	5.5 (0.3)
중3	-	--	-	--	10,290	16.2 (0.6)	9,981	17.5 (0.6)	9,392	5.0 (0.3)	9,764	6.8 (0.4)
고1	-	--	-	--	9,260	22.4 (0.9)	9,273	23.5 (0.9)	8,907	7.1 (0.4)	8,461	8.5 (0.4)
고2	-	--	-	--	10,039	24.5 (0.9)	9,044	25.9 (0.8)	8,907	8.7 (0.5)	8,647	9.5 (0.6)
고3	-	--	-	--	10,512	27.6 (1.0)	9,602	28.4 (0.9)	8,173	12.2 (0.7)	7,725	12.5 (0.8)
학교급												
중학교	-	--	-	--	30,229	14.3 (0.4)	29,384	16.7 (0.4)	28,961	5.1 (0.2)	30,015	5.7 (0.2)
고등학교	-	--	-	--	29,811	25.0 (0.8)	27,919	26.0 (0.7)	25,987	9.3 (0.4)	24,833	10.2 (0.5)
남학생												
전체	-	--	-	--	30,463	21.2 (0.6)	29,841	20.8 (0.5)	28,353	7.7 (0.3)	28,401	8.4 (0.3)
학년												
중1	-	--	-	--	4,960	12.3 (0.5)	5,126	13.8 (0.6)	5,098	4.8 (0.3)	5,156	4.6 (0.4)
중2	-	--	-	--	5,137	12.9 (0.6)	5,039	12.7 (0.7)	4,823	4.6 (0.4)	5,326	5.2 (0.4)
중3	-	--	-	--	5,231	15.4 (0.7)	5,236	15.2 (0.7)	4,909	4.5 (0.4)	5,104	5.9 (0.4)
고1	-	--	-	--	4,805	23.9 (1.2)	4,782	23.1 (1.0)	4,602	7.6 (0.6)	4,456	8.8 (0.6)
고2	-	--	-	--	5,110	26.4 (1.2)	4,662	27.4 (1.0)	4,631	9.9 (0.7)	4,478	10.1 (0.7)
고3	-	--	-	--	5,220	32.1 (1.3)	4,996	30.5 (1.3)	4,290	14.4 (1.0)	3,881	15.7 (1.0)
학교급												
중학교	-	--	-	--	15,328	13.6 (0.4)	15,401	13.9 (0.4)	14,830	4.6 (0.2)	15,586	5.2 (0.2)
고등학교	-	--	-	--	15,135	27.7 (1.0)	14,440	27.1 (0.9)	13,523	10.6 (0.6)	12,815	11.6 (0.6)
여학생												
전체	-	--	-	--	29,577	18.8 (0.6)	27,462	22.4 (0.6)	26,595	6.7 (0.2)	26,447	7.4 (0.3)
학년												
중1	-	--	-	--	4,887	11.3 (0.6)	4,612	18.3 (0.8)	4,907	5.7 (0.4)	4,860	5.3 (0.4)
중2	-	--	-	--	4,955	16.5 (0.8)	4,626	21.0 (1.0)	4,741	5.6 (0.4)	4,909	5.8 (0.4)
중3	-	--	-	--	5,059	17.0 (0.9)	4,745	20.1 (0.9)	4,483	5.5 (0.4)	4,660	7.8 (0.6)
고1	-	--	-	--	4,455	20.7 (1.2)	4,491	23.8 (1.2)	4,305	6.6 (0.5)	4,005	8.1 (0.6)
고2	-	--	-	--	4,929	22.4 (1.2)	4,382	24.3 (1.2)	4,276	7.3 (0.6)	4,169	8.8 (0.8)
고3	-	--	-	--	5,292	22.7 (1.2)	4,606	26.1 (1.2)	3,883	9.8 (0.7)	3,844	9.1 (0.8)
학교급												
중학교	-	--	-	--	14,901	15.1 (0.5)	13,983	19.8 (0.6)	14,131	5.6 (0.2)	14,429	6.3 (0.3)
고등학교	-	--	-	--	14,676	22.0 (0.9)	13,479	24.8 (1.0)	12,464	7.9 (0.4)	12,018	8.7 (0.5)

* 최근 7일 동안 학교 실내(교실, 화장실, 복도 등)에서 다른 사람이 피우는 담배 연기를 마신 적이 있는 사람의 분율

* '19, '20, '21년 설문문항 변경으로 연도별 결과 비교 시 주의

결과표12. 주1일 이상 공공장소 실내 간접흡연 노출률

(단위: %)

구분	'16		'17		'18		'19		'20		'21	
	분석대상자수	분율(표준오차)	분석대상자수	분율(표준오차)	분석대상자수	분율(표준오차)	분석대상자수	분율(표준오차)	분석대상자수	분율(표준오차)	분석대상자수	분율(표준오차)
전체												
전체	-	--	-	--	60,040	51.4 (0.3)	57,303	52.5 (0.3)	54,948	42.2 (0.3)	54,848	40.0 (0.3)
학년												
중1	-	--	-	--	9,847	46.4 (0.6)	9,738	52.2 (0.6)	10,005	42.8 (0.6)	10,016	38.0 (0.6)
중2	-	--	-	--	10,092	50.6 (0.6)	9,665	53.0 (0.6)	9,564	42.3 (0.7)	10,235	40.2 (0.6)
중3	-	--	-	--	10,290	53.1 (0.6)	9,981	53.7 (0.6)	9,392	41.4 (0.7)	9,764	43.5 (0.6)
고1	-	--	-	--	9,260	52.3 (0.7)	9,273	52.3 (0.6)	8,907	43.0 (0.7)	8,461	40.5 (0.7)
고2	-	--	-	--	10,039	52.5 (0.6)	9,044	53.3 (0.7)	8,907	43.1 (0.7)	8,647	39.9 (0.7)
고3	-	--	-	--	10,512	52.6 (0.6)	9,602	50.9 (0.7)	8,173	40.4 (0.8)	7,725	38.1 (0.7)
학교급												
중학교	-	--	-	--	30,229	50.2 (0.4)	29,384	53.0 (0.4)	28,961	42.2 (0.5)	30,015	40.5 (0.4)
고등학교	-	--	-	--	29,811	52.5 (0.5)	27,919	52.1 (0.5)	25,987	42.2 (0.5)	24,833	39.5 (0.5)
남학생												
전체	-	--	-	--	30,463	45.6 (0.4)	29,841	46.2 (0.4)	28,353	35.0 (0.4)	28,401	32.8 (0.4)
학년												
중1	-	--	-	--	4,960	40.7 (0.8)	5,126	45.7 (0.8)	5,098	34.9 (0.7)	5,156	29.7 (0.7)
중2	-	--	-	--	5,137	44.0 (0.8)	5,039	46.5 (0.9)	4,823	34.6 (0.8)	5,326	32.0 (0.7)
중3	-	--	-	--	5,231	46.0 (0.8)	5,236	46.8 (0.8)	4,909	32.2 (0.7)	5,104	36.4 (0.8)
고1	-	--	-	--	4,805	46.3 (0.9)	4,782	45.1 (0.7)	4,602	35.6 (0.9)	4,456	32.3 (0.8)
고2	-	--	-	--	5,110	47.1 (0.8)	4,662	47.4 (0.9)	4,631	36.9 (0.9)	4,478	34.3 (0.8)
고3	-	--	-	--	5,220	48.0 (0.8)	4,996	46.0 (0.8)	4,290	35.6 (1.0)	3,881	32.4 (0.9)
학교급												
중학교	-	--	-	--	15,328	43.7 (0.5)	15,401	46.3 (0.5)	14,830	34.0 (0.5)	15,586	32.6 (0.4)
고등학교	-	--	-	--	15,135	47.2 (0.5)	14,440	46.1 (0.5)	13,523	36.0 (0.7)	12,815	33.0 (0.6)
여학생												
전체	-	--	-	--	29,577	57.7 (0.4)	27,462	59.3 (0.4)	26,595	50.0 (0.4)	26,447	47.7 (0.3)
학년												
중1	-	--	-	--	4,887	52.4 (0.9)	4,612	59.1 (0.7)	4,907	51.2 (0.8)	4,860	46.7 (0.8)
중2	-	--	-	--	4,955	57.7 (0.7)	4,626	60.0 (0.8)	4,741	50.6 (0.9)	4,909	49.0 (0.8)
중3	-	--	-	--	5,059	60.8 (0.8)	4,745	61.2 (0.7)	4,483	51.4 (0.9)	4,660	51.2 (0.8)
고1	-	--	-	--	4,455	58.9 (0.7)	4,491	60.1 (0.8)	4,305	51.1 (0.9)	4,005	49.2 (0.7)
고2	-	--	-	--	4,929	58.3 (0.8)	4,382	59.8 (0.8)	4,276	49.9 (0.9)	4,169	45.8 (0.9)
고3	-	--	-	--	5,292	57.7 (0.7)	4,606	56.2 (0.9)	3,883	45.6 (1.0)	3,844	44.4 (0.9)
학교급												
중학교	-	--	-	--	14,901	57.1 (0.5)	13,983	60.1 (0.4)	14,131	51.1 (0.5)	14,429	48.9 (0.5)
고등학교	-	--	-	--	14,676	58.2 (0.5)	13,479	58.6 (0.5)	12,464	48.9 (0.6)	12,018	46.4 (0.5)

* 최근 7일 동안 집 또는 학교가 아닌 실내(상점, 식당, 쇼펍, 공연장, 피시(PC)방, 노래방 등)에서 다른 사람이 피우는 담배 연기를 마신 적이 있는 사람의 분율

* '19, '20, '21년 설문문항 변경으로 연도별 결과 비교 시 주의

결과표13. 현재 흡연자의 금연시도율

(단위: %)

구분	'10		'11		'12		'13		'14		'15	
	분석대상자수	분율(표준오차)	분석대상자수	분율(표준오차)	분석대상자수	분율(표준오차)	분석대상자수	분율(표준오차)	분석대상자수	분율(표준오차)	분석대상자수	분율(표준오차)
전체												
전체	8,937	71.3 (0.6)	8,988	69.5 (0.5)	8,362	69.9 (0.6)	7,094	70.6 (0.6)	6,307	71.3 (0.6)	5,123	71.7 (0.6)
학년												
중1	615	65.3 (2.0)	545	65.0 (2.2)	424	60.1 (2.6)	286	58.3 (3.2)	205	65.5 (3.5)	122	66.3 (4.1)
중2	1,085	69.1 (2.0)	1,073	67.7 (1.5)	846	66.2 (1.7)	661	71.3 (1.9)	477	74.0 (2.1)	363	70.2 (2.4)
중3	1,328	72.2 (1.7)	1,399	72.3 (1.3)	1,364	71.7 (1.5)	1,015	72.7 (1.5)	931	73.7 (1.5)	635	73.7 (1.7)
고1	1,793	74.5 (1.2)	1,997	71.7 (1.0)	1,802	73.2 (1.0)	1,513	73.7 (1.1)	1,301	72.5 (1.2)	1,028	73.3 (1.5)
고2	2,025	74.5 (1.3)	1,995	71.3 (1.0)	1,954	71.0 (1.1)	1,698	72.5 (1.1)	1,600	70.6 (1.1)	1,352	73.0 (1.2)
고3	2,091	67.9 (1.3)	1,979	66.1 (1.2)	1,972	68.2 (1.2)	1,921	66.8 (1.1)	1,793	69.9 (1.1)	1,623	69.4 (1.2)
학교급												
중학교	3,028	69.7 (1.2)	3,017	69.3 (0.8)	2,634	68.1 (1.1)	1,962	70.2 (1.2)	1,613	72.9 (1.1)	1,120	71.9 (1.3)
고등학교	5,909	72.0 (0.8)	5,971	69.6 (0.6)	5,728	70.7 (0.6)	5,132	70.8 (0.6)	4,694	70.9 (0.7)	4,003	71.6 (0.7)
남학생												
전체	6,482	71.6 (0.7)	6,351	69.1 (0.6)	6,248	69.8 (0.6)	5,349	70.7 (0.6)	4,859	71.3 (0.6)	4,099	71.5 (0.7)
학년												
중1	413	68.3 (2.5)	356	68.1 (2.6)	276	63.8 (2.9)	211	62.0 (3.7)	144	67.7 (4.4)	87	65.5 (4.9)
중2	765	72.9 (1.9)	730	69.0 (1.7)	584	65.2 (2.0)	474	71.2 (2.1)	354	74.7 (2.3)	268	69.3 (3.2)
중3	978	72.7 (2.1)	1,025	71.6 (1.6)	1,022	72.5 (1.7)	782	74.2 (1.7)	708	73.5 (1.7)	493	74.6 (1.9)
고1	1,282	74.6 (1.4)	1,425	70.4 (1.2)	1,378	73.2 (1.1)	1,170	73.9 (1.2)	998	73.0 (1.4)	819	73.2 (1.7)
고2	1,472	74.1 (1.6)	1,389	70.3 (1.2)	1,464	70.5 (1.2)	1,237	71.9 (1.4)	1,230	70.3 (1.1)	1,115	72.7 (1.3)
고3	1,572	67.0 (1.4)	1,426	65.5 (1.5)	1,524	67.4 (1.4)	1,475	66.0 (1.3)	1,425	69.5 (1.2)	1,317	69.1 (1.3)
학교급												
중학교	2,156	72.0 (1.5)	2,111	70.1 (1.0)	1,882	68.9 (1.2)	1,467	71.7 (1.3)	1,206	73.3 (1.3)	848	72.3 (1.5)
고등학교	4,326	71.5 (0.9)	4,240	68.7 (0.8)	4,366	70.2 (0.7)	3,882	70.3 (0.8)	3,653	70.7 (0.7)	3,251	71.4 (0.8)
여학생												
전체	2,455	70.3 (1.2)	2,637	70.7 (0.9)	2,114	70.1 (1.1)	1,745	70.5 (1.1)	1,448	71.4 (1.2)	1,024	72.1 (1.4)
학년												
중1	202	59.5 (3.3)	189	58.9 (3.8)	148	53.0 (4.7)	75	49.4 (5.7)	61	60.7 (5.1)	35	68.5 (7.8)
중2	320	60.3 (4.0)	343	64.6 (2.8)	262	68.5 (3.1)	187	71.6 (3.5)	123	71.7 (4.0)	95	72.3 (4.9)
중3	350	70.9 (2.8)	374	74.0 (2.4)	342	69.6 (2.5)	233	66.7 (3.1)	223	74.4 (2.8)	142	70.3 (3.9)
고1	511	74.4 (2.5)	572	75.2 (2.0)	424	73.4 (2.2)	343	72.8 (2.5)	303	70.8 (2.8)	209	73.5 (3.4)
고2	553	75.4 (2.0)	606	74.6 (1.9)	490	72.6 (2.1)	461	74.8 (1.8)	370	71.8 (2.6)	237	74.6 (2.7)
고3	519	70.9 (2.5)	553	68.1 (1.8)	448	71.0 (2.2)	446	70.0 (2.5)	368	71.4 (2.5)	306	70.4 (2.5)
학교급												
중학교	872	64.6 (1.9)	906	67.3 (1.6)	752	66.1 (1.9)	495	65.6 (2.2)	407	71.5 (2.0)	272	70.9 (2.7)
고등학교	1,583	73.6 (1.5)	1,731	72.7 (1.0)	1,362	72.3 (1.3)	1,250	72.6 (1.2)	1,041	71.4 (1.5)	752	72.6 (1.6)

* 현재 일반담배(퀵런) 흡연자 중에서 최근 12개월 동안 담배를 끊으려고 시도한 사람의 분율

* '19, '21년 설문문항 변경으로 연도별 결과 비교 시 주의

* 변동계수(coefficient of variation): * 25-50%, ** 50% 이상

(계속: 현재 흡연자의 금연시도율)

(단위: %)

구분	'16		'17		'18		'19		'20		'21	
	분석대상자수	분율(표준오차)	분석대상자수	분율(표준오차)	분석대상자수	분율(표준오차)	분석대상자수	분율(표준오차)	분석대상자수	분율(표준오차)	분석대상자수	분율(표준오차)
전체												
전체	4,012	70.1 (0.8)	3,769	69.7 (0.8)	3,722	71.3 (0.7)	3,693	69.1 (0.8)	2,470	69.4 (1.1)	2,404	67.9 (1.1)
학년												
중1	79	64.9 (5.3)	78	70.7 (5.1)	76	65.1 (6.2)	89	62.5 (5.4)	67	77.3 (5.1)	83	79.2 (4.9)
중2	267	74.3 (2.8)	309	70.7 (2.5)	294	79.7 (2.6)	322	72.5 (2.5)	161	75.3 (3.4)	191	68.0 (3.8)
중3	481	73.5 (2.0)	478	76.0 (2.2)	473	70.4 (2.2)	508	72.0 (2.1)	310	73.1 (2.4)	295	72.3 (2.6)
고1	820	73.5 (1.6)	720	73.6 (1.5)	721	71.3 (1.6)	728	71.6 (1.6)	458	72.2 (2.2)	486	70.8 (2.1)
고2	1,072	70.9 (1.3)	1,046	68.7 (1.4)	951	72.7 (1.4)	926	71.5 (1.5)	682	72.0 (1.8)	652	69.0 (1.9)
고3	1,293	66.0 (1.5)	1,138	65.8 (1.4)	1,207	69.2 (1.4)	1,120	64.1 (1.6)	792	63.1 (2.0)	697	62.8 (1.8)
학교급												
중학교	827	72.9 (1.6)	865	73.6 (1.6)	843	73.3 (1.8)	919	71.2 (1.6)	538	74.4 (1.9)	569	71.9 (2.0)
고등학교	3,185	69.5 (0.9)	2,904	68.7 (0.9)	2,879	70.8 (0.8)	2,774	68.5 (1.0)	1,932	68.3 (1.2)	1,835	66.8 (1.3)
남학생												
전체	3,158	70.0 (0.9)	2,858	68.9 (0.9)	2,646	71.5 (0.9)	2,630	70.1 (1.0)	1,725	69.6 (1.3)	1,629	68.3 (1.2)
학년												
중1	56	65.0 (5.9)	53	68.4 (6.7)	52	78.1 (8.6)	53	62.3 (7.2)	34	74.9 (7.1)	47	79.3 (6.7)
중2	200	73.8 (3.3)	212	68.4 (3.1)	196	80.5 (3.0)	201	72.4 (3.4)	78	75.5 (5.1)	104	70.1 (4.7)
중3	357	73.6 (2.4)	337	77.1 (2.5)	312	68.0 (3.0)	335	74.2 (2.7)	201	74.8 (2.9)	179	73.1 (3.5)
고1	646	75.3 (1.7)	551	72.2 (1.8)	511	72.2 (2.0)	506	72.6 (1.9)	327	72.8 (2.6)	339	73.2 (2.5)
고2	837	70.4 (1.6)	802	68.9 (1.6)	678	72.9 (1.8)	681	71.6 (1.7)	487	71.9 (2.1)	451	69.9 (2.1)
고3	1,062	65.4 (1.7)	903	64.3 (1.6)	897	69.4 (1.7)	854	66.0 (1.8)	598	63.8 (2.4)	509	62.1 (2.1)
학교급												
중학교	613	72.9 (1.9)	602	73.3 (1.8)	560	73.4 (2.1)	589	72.5 (1.9)	313	75.0 (2.4)	330	73.1 (2.5)
고등학교	2,545	69.5 (1.0)	2,256	67.8 (1.0)	2,086	71.1 (1.0)	2,041	69.5 (1.1)	1,412	68.6 (1.5)	1,299	67.3 (1.4)
여학생												
전체	854	70.4 (1.7)	911	72.6 (1.4)	1,076	70.8 (1.4)	1,063	66.5 (1.5)	745	69.1 (1.8)	775	66.9 (2.0)
학년												
중1	23	64.7 (10.2)	25	75.8 (7.9)	24	29.4 (8.2)*	36	62.8 (8.7)	33	80.0 (7.4)	36	79.1 (7.2)
중2	67	75.9 (5.1)	97	75.9 (4.0)	98	78.1 (4.4)	121	72.7 (3.8)	83	75.1 (4.6)	87	65.4 (6.3)
중3	124	73.0 (4.1)	141	73.0 (3.7)	161	74.8 (3.4)	173	67.7 (3.9)	109	70.1 (4.3)	116	71.0 (4.3)
고1	174	65.9 (3.8)	169	78.5 (3.0)	210	68.9 (2.8)	222	69.2 (3.4)	131	70.4 (4.0)	147	65.2 (3.7)
고2	235	72.8 (2.9)	244	67.9 (2.9)	273	72.3 (2.8)	245	71.1 (2.4)	195	72.4 (3.3)	201	66.7 (3.8)
고3	231	69.0 (3.5)	235	71.7 (2.8)	310	68.6 (2.4)	266	57.6 (2.9)	194	60.8 (3.6)	188	64.7 (3.8)
학교급												
중학교	214	72.8 (3.3)	263	74.4 (2.5)	283	73.0 (3.0)	330	68.9 (2.9)	225	73.6 (3.1)	239	70.2 (3.3)
고등학교	640	69.6 (2.0)	648	72.0 (1.7)	793	69.9 (1.5)	733	65.5 (1.7)	520	67.3 (2.2)	536	65.6 (2.4)

결과표14. 구매 시도자의 담배 구매 용이성

(단위: %)

구분	'10		'11		'12		'13		'14		'15	
	분석대상자수	분율(표준오차)	분석대상자수	분율(표준오차)	분석대상자수	분율(표준오차)	분석대상자수	분율(표준오차)	분석대상자수	분율(표준오차)	분석대상자수	분율(표준오차)
전체												
전체	9,329	80.9 (0.5)	9,202	81.0 (0.5)	8,365	80.9 (0.5)	7,435	76.5 (0.6)	6,525	76.9 (0.5)	5,102	79.3 (0.6)
학년												
중1	642	51.3 (2.2)	573	50.6 (2.3)	435	51.9 (2.5)	371	33.9 (2.6)	322	33.0 (2.7)	187	31.3 (3.9)
중2	1,050	67.4 (1.6)	1,009	64.1 (1.5)	786	62.4 (1.8)	734	59.2 (1.8)	525	53.8 (2.1)	385	56.5 (2.7)
중3	1,420	73.6 (1.3)	1,394	73.3 (1.3)	1,282	74.0 (1.3)	1,026	67.0 (1.8)	952	68.7 (1.5)	623	70.1 (2.0)
고1	1,825	83.7 (1.0)	1,993	83.5 (0.9)	1,791	82.7 (0.9)	1,502	79.0 (1.1)	1,242	78.8 (1.1)	1,006	80.5 (1.3)
고2	2,123	87.1 (0.8)	2,065	87.8 (0.9)	2,011	86.0 (0.8)	1,731	81.8 (0.9)	1,622	82.7 (1.0)	1,312	84.5 (1.0)
고3	2,269	91.2 (0.8)	2,168	91.6 (0.6)	2,060	91.0 (0.7)	2,071	87.6 (0.8)	1,862	86.8 (0.7)	1,589	87.2 (0.9)
학교급												
중학교	3,112	67.0 (1.0)	2,976	65.9 (0.9)	2,503	66.6 (1.0)	2,131	58.9 (1.2)	1,799	58.5 (1.2)	1,195	60.4 (1.6)
고등학교	6,217	87.7 (0.5)	6,226	87.8 (0.5)	5,862	86.8 (0.4)	5,304	83.2 (0.6)	4,726	83.4 (0.5)	3,907	84.6 (0.6)
남학생												
전체	6,612	81.4 (0.6)	6,489	80.9 (0.6)	6,142	81.2 (0.6)	5,491	76.8 (0.7)	4,892	77.4 (0.6)	3,960	79.5 (0.7)
학년												
중1	429	49.1 (2.6)	379	48.7 (2.9)	297	47.4 (3.0)	275	32.7 (3.0)	230	31.7 (3.2)	132	27.1 (4.7)
중2	704	66.9 (1.8)	685	62.3 (1.8)	520	61.7 (2.2)	509	56.9 (2.2)	353	52.8 (2.5)	279	54.2 (3.3)
중3	999	72.6 (1.6)	1,008	72.7 (1.5)	927	73.0 (1.6)	776	66.5 (2.0)	728	66.9 (1.8)	466	68.3 (2.2)
고1	1,279	84.3 (1.2)	1,412	82.9 (1.2)	1,351	83.0 (1.0)	1,122	79.6 (1.3)	922	79.7 (1.2)	776	80.5 (1.5)
고2	1,524	87.8 (1.0)	1,461	87.7 (1.1)	1,481	86.3 (0.9)	1,251	82.9 (1.1)	1,221	83.2 (1.1)	1,038	85.0 (1.0)
고3	1,677	91.4 (0.9)	1,544	91.8 (0.7)	1,566	91.3 (0.8)	1,558	87.6 (0.9)	1,438	87.1 (0.8)	1,269	87.6 (1.0)
학교급												
중학교	2,132	66.2 (1.1)	2,072	65.0 (1.1)	1,744	65.3 (1.2)	1,560	57.9 (1.4)	1,311	57.6 (1.4)	877	58.4 (1.8)
고등학교	4,480	88.3 (0.6)	4,417	87.7 (0.6)	4,398	87.1 (0.5)	3,931	83.8 (0.7)	3,581	83.9 (0.6)	3,083	85.0 (0.6)
여학생												
전체	2,717	79.6 (1.1)	2,713	81.4 (0.8)	2,223	80.2 (0.8)	1,944	75.4 (1.0)	1,633	75.2 (1.1)	1,142	78.6 (1.4)
학년												
중1	213	55.0 (5.1)	194	54.4 (3.6)	138	61.6 (4.7)	96	37.1 (4.8)	92	36.0 (4.9)	55	42.4 (6.9)
중2	346	68.2 (2.9)	324	68.5 (2.7)	266	63.9 (3.1)	225	64.3 (3.3)	172	55.8 (3.9)	106	61.8 (5.0)
중3	421	75.5 (2.5)	386	75.2 (2.5)	355	76.6 (2.2)	250	68.6 (2.9)	224	75.3 (2.9)	157	75.4 (3.7)
고1	546	82.4 (1.7)	581	85.2 (1.4)	440	81.5 (1.9)	380	77.0 (2.1)	320	76.4 (2.3)	230	80.4 (2.7)
고2	599	85.2 (1.5)	604	88.4 (1.3)	530	85.0 (1.7)	480	78.5 (1.8)	401	80.9 (1.9)	274	82.6 (2.5)
고3	592	90.7 (1.3)	624	90.7 (1.1)	494	89.9 (1.5)	513	87.5 (1.4)	424	85.5 (1.7)	320	85.6 (2.0)
학교급												
중학교	980	68.6 (2.2)	904	68.3 (1.7)	759	69.7 (1.6)	571	61.6 (2.1)	488	60.8 (2.4)	318	65.8 (2.8)
고등학교	1,737	86.1 (0.9)	1,809	88.1 (0.8)	1,464	85.6 (0.9)	1,373	81.3 (1.0)	1,145	81.3 (1.0)	824	83.1 (1.4)

※ 구매 시도자 중에서 최근 30일 동안 편의점이나 가게 등에서 담배를 사려고 했을 때 '많이 노력', '조금만 노력' 또는 '노력 없이도 쉽게' 살 수 있었던 사람의 분율
 ※ '21년 설문문항 변경으로 연도별 결과 비교 시 주의

(계속: 구매 시도자의 담배 구매 용이성)

(단위: %)

구분	'16		'17		'18		'19		'20		'21	
	분석대상자수	분율(표준오차)	분석대상자수	분율(표준오차)	분석대상자수	분율(표준오차)	분석대상자수	분율(표준오차)	분석대상자수	분율(표준오차)	분석대상자수	분율(표준오차)
전체												
전체	4,641	71.4 (0.8)	4,846	67.1 (0.8)	3,812	73.9 (0.7)	3,913	69.0 (0.8)	2,635	67.0 (1.0)	2,397	74.8 (0.9)
학년												
중1	218	20.3 (3.2)	296	16.5 (2.3)	159	23.4 (3.5)	218	25.4 (3.7)	202	18.5 (2.9)	170	29.7 (3.9)
중2	338	44.1 (2.8)	464	51.5 (2.4)	348	53.0 (2.7)	388	51.9 (2.5)	262	33.8 (3.0)	240	56.3 (3.5)
중3	608	62.6 (1.9)	678	56.8 (2.2)	541	67.3 (2.2)	599	60.2 (2.1)	375	55.2 (2.7)	309	68.9 (2.8)
고1	902	73.1 (1.4)	890	65.8 (1.7)	684	74.6 (1.5)	714	71.7 (1.7)	471	66.5 (2.1)	443	78.9 (1.9)
고2	1,172	76.7 (1.3)	1,191	76.8 (1.2)	897	78.4 (1.5)	904	74.7 (1.5)	628	82.3 (1.4)	600	82.2 (1.4)
고3	1,403	80.9 (1.1)	1,327	77.6 (1.2)	1,183	83.1 (1.0)	1,090	80.0 (1.2)	697	82.8 (1.3)	635	84.3 (1.6)
학교급												
중학교	1,164	49.8 (1.4)	1,438	47.1 (1.4)	1,048	56.5 (1.8)	1,205	51.2 (1.6)	839	39.4 (1.8)	719	55.1 (2.0)
고등학교	3,477	77.5 (0.8)	3,408	74.4 (0.7)	2,764	79.7 (0.7)	2,708	76.0 (0.8)	1,796	78.4 (0.9)	1,678	82.3 (0.9)
남학생												
전체	3,518	73.4 (0.8)	3,550	69.0 (0.8)	2,737	73.1 (0.9)	2,827	69.9 (0.9)	1,833	68.5 (1.2)	1,712	73.9 (1.2)
학년												
중1	145	15.3 (3.2)	205	13.6 (2.2)	116	21.3 (4.0)	151	19.5 (3.4)	123	19.5 (4.1)	120	23.2 (3.8)
중2	242	43.5 (3.3)	329	50.6 (3.0)	246	49.5 (3.1)	249	49.5 (2.7)	161	28.9 (3.7)	151	49.4 (4.4)
중3	438	64.5 (2.2)	468	58.9 (2.4)	366	65.5 (2.7)	412	60.5 (2.5)	252	51.7 (3.4)	207	64.6 (3.6)
고1	696	75.3 (1.7)	649	65.9 (1.8)	498	74.1 (1.8)	509	72.5 (1.9)	320	67.8 (2.6)	321	78.3 (2.4)
고2	895	78.4 (1.4)	900	78.7 (1.3)	633	77.6 (1.8)	669	75.6 (1.6)	451	82.6 (1.6)	435	82.9 (1.7)
고3	1,102	82.4 (1.2)	999	80.8 (1.2)	878	82.8 (1.2)	837	81.3 (1.3)	526	84.1 (1.4)	478	84.3 (1.8)
학교급												
중학교	825	50.4 (1.7)	1,002	47.2 (1.7)	728	53.7 (2.0)	812	49.8 (1.8)	536	37.1 (2.3)	478	48.8 (2.5)
고등학교	2,693	79.3 (0.8)	2,548	76.4 (0.8)	2,009	79.3 (0.9)	2,015	77.2 (0.9)	1,297	79.6 (1.0)	1,234	82.4 (1.1)
여학생												
전체	1,123	64.7 (1.5)	1,296	61.5 (1.5)	1,075	75.9 (1.3)	1,086	66.4 (1.6)	802	63.5 (1.8)	685	77.2 (1.6)
학년												
중1	73	30.1 (6.4)	91	23.3 (4.4)	43	29.2 (6.7)	67	37.8 (6.9)	79	17.1 (3.9)	50	47.0 (8.3)
중2	96	45.4 (5.2)	135	53.8 (3.9)	102	61.9 (5.1)	139	56.5 (5.7)	101	41.8 (4.9)	89	68.3 (5.0)
중3	170	57.4 (3.8)	210	51.8 (3.7)	175	71.0 (3.4)	187	59.3 (3.7)	123	61.9 (4.5)	102	77.3 (4.2)
고1	206	64.7 (3.2)	241	65.5 (3.3)	186	76.1 (3.2)	205	69.7 (3.6)	151	63.4 (3.7)	122	80.5 (3.9)
고2	277	71.3 (2.7)	291	70.7 (2.9)	264	80.6 (2.3)	235	72.1 (3.1)	177	81.5 (3.0)	165	80.3 (2.8)
고3	301	74.8 (2.5)	328	67.2 (2.7)	305	84.3 (1.9)	253	75.5 (2.7)	171	78.7 (3.1)	157	84.3 (2.8)
학교급												
중학교	339	48.2 (2.5)	436	46.7 (2.4)	320	63.2 (2.8)	393	54.4 (2.9)	303	43.2 (2.8)	241	67.8 (3.2)
고등학교	784	71.1 (1.7)	860	67.9 (1.7)	755	81.1 (1.4)	693	72.6 (1.8)	499	75.2 (2.0)	444	81.8 (1.7)

결과표15. 연간 흡연예방 교육 경험률

(단위: %)

구분	'10		'11		'12		'13		'14		'15	
	분석대상자수	분율(표준오차)	분석대상자수	분율(표준오차)	분석대상자수	분율(표준오차)	분석대상자수	분율(표준오차)	분석대상자수	분율(표준오차)	분석대상자수	분율(표준오차)
전체												
전체	73,238	56.2 (0.5)	75,643	54.1 (0.5)	74,186	61.4 (0.5)	72,435	61.9 (0.5)	72,060	57.5 (0.5)	68,043	59.6 (0.5)
학년												
중1	12,468	67.7 (1.0)	12,728	64.0 (0.8)	12,362	67.5 (0.8)	12,199	67.4 (0.8)	11,661	63.3 (1.0)	10,786	64.0 (0.9)
중2	12,499	64.4 (0.8)	12,903	63.2 (0.8)	12,384	68.9 (0.8)	12,113	70.0 (0.8)	12,275	64.0 (0.9)	11,442	67.5 (0.9)
중3	12,603	62.3 (0.8)	12,843	60.6 (0.9)	12,551	68.5 (0.8)	12,218	68.8 (0.7)	12,220	63.3 (0.8)	12,071	65.5 (0.8)
고1	12,021	56.5 (1.0)	12,569	54.0 (0.9)	12,451	59.8 (0.9)	12,028	60.1 (0.8)	11,824	55.5 (0.9)	11,122	57.6 (0.9)
고2	12,124	51.0 (1.0)	12,508	48.4 (0.9)	12,315	59.2 (1.0)	11,865	59.2 (0.9)	12,152	55.1 (1.0)	11,113	59.8 (0.9)
고3	11,523	35.2 (0.9)	12,092	34.3 (0.9)	12,123	45.3 (0.9)	12,012	47.1 (0.9)	11,928	45.2 (1.0)	11,509	45.5 (1.0)
학교급												
중학교	37,570	64.8 (0.6)	38,474	62.6 (0.6)	37,297	68.3 (0.6)	36,530	68.7 (0.6)	36,156	63.5 (0.7)	34,299	65.7 (0.7)
고등학교	35,668	47.6 (0.7)	37,169	45.7 (0.7)	36,889	54.8 (0.8)	35,905	55.4 (0.7)	35,904	51.9 (0.8)	33,744	54.2 (0.7)
남학생												
전체	38,391	55.9 (0.7)	37,873	52.7 (0.6)	38,221	60.8 (0.6)	36,655	60.3 (0.6)	36,470	57.4 (0.6)	35,204	60.6 (0.5)
학년												
중1	6,519	66.4 (1.0)	6,548	62.0 (1.1)	6,364	65.3 (0.9)	6,411	66.2 (1.0)	6,078	63.1 (1.2)	5,576	63.4 (1.0)
중2	6,620	63.1 (1.1)	6,413	60.5 (0.9)	6,394	66.2 (1.0)	6,261	67.6 (0.9)	6,331	63.0 (1.1)	6,038	66.6 (1.0)
중3	6,817	61.0 (0.9)	6,589	58.7 (1.0)	6,525	64.9 (0.9)	6,249	65.3 (0.8)	6,154	61.9 (1.0)	6,244	64.6 (0.9)
고1	6,229	57.7 (1.4)	6,386	54.1 (1.0)	6,606	60.7 (1.0)	6,098	58.6 (1.0)	6,048	56.2 (1.0)	5,785	60.3 (1.0)
고2	6,273	51.2 (1.3)	5,954	47.8 (1.2)	6,221	59.6 (1.2)	5,595	57.8 (1.2)	6,009	55.0 (1.1)	5,777	61.9 (1.0)
고3	5,933	36.0 (1.3)	5,983	33.8 (1.0)	6,111	48.6 (1.1)	6,041	47.1 (1.2)	5,850	46.3 (1.2)	5,784	48.1 (1.2)
학교급												
중학교	19,956	63.4 (0.7)	19,550	60.4 (0.7)	19,283	65.5 (0.7)	18,921	66.4 (0.6)	18,563	62.7 (0.8)	17,858	64.9 (0.7)
고등학교	18,435	48.4 (1.0)	18,323	45.4 (0.8)	18,938	56.3 (0.8)	17,734	54.5 (0.9)	17,907	52.5 (0.8)	17,346	56.7 (0.8)
여학생												
전체	34,847	56.6 (0.8)	37,770	55.5 (0.7)	35,965	62.1 (0.8)	35,780	63.7 (0.7)	35,590	57.7 (0.8)	32,839	58.6 (0.8)
학년												
중1	5,949	69.1 (1.3)	6,180	66.1 (1.1)	5,998	69.8 (1.0)	5,788	68.6 (1.1)	5,583	63.4 (1.3)	5,210	64.6 (1.2)
중2	5,879	65.9 (1.1)	6,490	66.1 (1.0)	5,990	71.9 (1.2)	5,852	72.6 (1.3)	5,944	65.2 (1.3)	5,404	68.5 (1.2)
중3	5,786	63.8 (1.3)	6,254	62.8 (1.2)	6,026	72.3 (1.0)	5,969	72.5 (1.1)	6,066	64.9 (1.1)	5,827	66.6 (1.2)
고1	5,792	55.1 (1.4)	6,183	53.8 (1.5)	5,845	58.8 (1.4)	5,930	61.7 (1.1)	5,776	54.7 (1.4)	5,337	54.7 (1.3)
고2	5,851	50.7 (1.5)	6,554	49.1 (1.3)	6,094	58.8 (1.5)	6,270	60.8 (1.3)	6,143	55.3 (1.4)	5,336	57.5 (1.5)
고3	5,590	34.3 (1.3)	6,109	34.8 (1.3)	6,012	41.5 (1.5)	5,971	47.0 (1.4)	6,078	44.0 (1.6)	5,725	42.7 (1.4)
학교급												
중학교	17,614	66.2 (0.9)	18,924	65.0 (0.8)	18,014	71.4 (0.8)	17,609	71.3 (0.9)	17,593	64.5 (1.0)	16,441	66.6 (0.9)
고등학교	17,233	46.7 (1.0)	18,846	46.1 (1.0)	17,951	53.1 (1.2)	18,171	56.5 (1.0)	17,997	51.3 (1.2)	16,398	51.5 (1.1)

* 최근 12개월 동안 학교에서(수업시간, 방송교육, 강당에서의 교육 등 모두 포함) 흡연 예방 및 금연교육을 받은 적이 있는 사람의 분율

(계속: 연간 흡연예방 교육 경험률)

(단위: %)

구분	'16		'17		'18		'19		'20		'21	
	분석대상자수	분율(표준오차)	분석대상자수	분율(표준오차)	분석대상자수	분율(표준오차)	분석대상자수	분율(표준오차)	분석대상자수	분율(표준오차)	분석대상자수	분율(표준오차)
전체												
전체	65,528	65.3 (0.5)	62,276	70.7 (0.5)	60,040	72.5 (0.4)	-	--	-	--	54,848	63.2 (0.4)
학년												
중1	10,483	72.5 (0.7)	10,189	77.8 (0.7)	9,847	80.5 (0.6)	-	--	-	--	10,016	72.4 (0.7)
중2	10,517	71.4 (0.8)	10,377	78.0 (0.7)	10,092	79.6 (0.7)	-	--	-	--	10,235	69.8 (0.7)
중3	11,219	70.5 (0.8)	10,319	75.7 (0.7)	10,290	77.3 (0.7)	-	--	-	--	9,764	68.4 (0.7)
고1	11,355	64.6 (0.8)	10,165	67.5 (0.8)	9,260	70.6 (0.7)	-	--	-	--	8,461	59.2 (0.8)
고2	11,070	64.5 (0.9)	10,800	70.0 (0.8)	10,039	70.3 (0.8)	-	--	-	--	8,647	58.6 (0.8)
고3	10,884	51.5 (1.0)	10,426	58.8 (0.9)	10,512	60.4 (0.8)	-	--	-	--	7,725	50.3 (0.9)
학교급												
중학교	32,219	71.4 (0.6)	30,885	77.2 (0.5)	30,229	79.1 (0.5)	-	--	-	--	30,015	70.2 (0.5)
고등학교	33,309	60.2 (0.7)	31,391	65.4 (0.7)	29,811	66.7 (0.6)	-	--	-	--	24,833	55.9 (0.6)
남학생												
전체	33,803	63.8 (0.5)	31,624	68.5 (0.5)	30,463	70.7 (0.5)	-	--	-	--	28,401	61.7 (0.5)
학년												
중1	5,516	71.8 (0.8)	5,178	77.1 (0.8)	4,960	79.6 (0.8)	-	--	-	--	5,156	71.6 (0.8)
중2	5,466	68.5 (0.9)	5,272	75.1 (0.9)	5,137	78.5 (0.8)	-	--	-	--	5,326	68.2 (1.0)
중3	5,760	68.4 (1.0)	5,202	72.9 (0.9)	5,231	73.9 (0.8)	-	--	-	--	5,104	67.0 (0.9)
고1	5,861	63.3 (1.0)	5,069	65.8 (1.0)	4,805	70.0 (1.0)	-	--	-	--	4,456	57.0 (1.0)
고2	5,744	63.3 (1.0)	5,610	67.9 (1.1)	5,110	67.4 (1.0)	-	--	-	--	4,478	57.5 (1.0)
고3	5,456	50.8 (1.2)	5,293	56.0 (1.1)	5,220	59.2 (1.1)	-	--	-	--	3,881	48.8 (1.1)
학교급												
중학교	16,742	69.5 (0.7)	15,652	75.0 (0.6)	15,328	77.2 (0.6)	-	--	-	--	15,586	69.0 (0.6)
고등학교	17,061	59.1 (0.8)	15,972	63.2 (0.8)	15,135	65.1 (0.8)	-	--	-	--	12,815	54.3 (0.8)
여학생												
전체	31,725	66.9 (0.7)	30,652	73.1 (0.6)	29,577	74.3 (0.6)	-	--	-	--	26,447	64.8 (0.6)
학년												
중1	4,967	73.2 (1.0)	5,011	78.6 (0.8)	4,887	81.4 (0.8)	-	--	-	--	4,860	73.3 (1.0)
중2	5,051	74.7 (1.2)	5,105	81.2 (0.9)	4,955	80.8 (0.9)	-	--	-	--	4,909	71.6 (1.0)
중3	5,459	72.7 (1.1)	5,117	78.9 (1.0)	5,059	81.0 (0.9)	-	--	-	--	4,660	69.8 (1.0)
고1	5,494	66.1 (1.2)	5,096	69.3 (1.2)	4,455	71.2 (1.1)	-	--	-	--	4,005	61.7 (1.1)
고2	5,326	65.9 (1.5)	5,190	72.3 (1.1)	4,929	73.5 (1.2)	-	--	-	--	4,169	59.8 (1.2)
고3	5,428	52.4 (1.5)	5,133	61.8 (1.4)	5,292	61.6 (1.2)	-	--	-	--	3,844	51.9 (1.2)
학교급												
중학교	15,477	73.5 (0.8)	15,233	79.6 (0.7)	14,901	81.1 (0.6)	-	--	-	--	14,429	71.6 (0.7)
고등학교	16,248	61.5 (1.1)	15,419	67.8 (1.0)	14,676	68.4 (0.8)	-	--	-	--	12,018	57.7 (0.9)

결과표16. 연간 금연홍보 인지율

(단위: %)

구분	'10		'11		'12		'13		'14		'15	
	분석대상자수	분율(표준오차)	분석대상자수	분율(표준오차)	분석대상자수	분율(표준오차)	분석대상자수	분율(표준오차)	분석대상자수	분율(표준오차)	분석대상자수	분율(표준오차)
전체												
전체	73,238	80.7 (0.3)	75,643	74.3 (0.3)	-	--	-	--	72,060	75.6 (0.2)	68,043	75.8 (0.2)
학년												
중1	12,468	83.8 (0.4)	12,728	78.3 (0.5)	-	--	-	--	11,661	79.0 (0.4)	10,786	80.5 (0.4)
중2	12,499	80.8 (0.5)	12,903	76.4 (0.5)	-	--	-	--	12,275	77.2 (0.5)	11,442	77.5 (0.5)
중3	12,603	82.4 (0.5)	12,843	75.7 (0.5)	-	--	-	--	12,220	76.9 (0.5)	12,071	76.4 (0.5)
고1	12,021	81.6 (0.6)	12,569	74.6 (0.5)	-	--	-	--	11,824	75.7 (0.5)	11,122	76.1 (0.5)
고2	12,124	81.0 (0.6)	12,508	73.0 (0.6)	-	--	-	--	12,152	74.0 (0.5)	11,113	75.8 (0.5)
고3	11,523	74.8 (0.6)	12,092	68.1 (0.6)	-	--	-	--	11,928	71.1 (0.5)	11,509	70.2 (0.5)
학교급												
중학교	37,570	82.3 (0.3)	38,474	76.8 (0.3)	-	--	-	--	36,156	77.7 (0.3)	34,299	77.9 (0.3)
고등학교	35,668	79.2 (0.4)	37,169	71.9 (0.4)	-	--	-	--	35,904	73.6 (0.3)	33,744	74.0 (0.3)
남학생												
전체	38,391	77.2 (0.4)	37,873	69.8 (0.3)	-	--	-	--	36,470	72.6 (0.3)	35,204	73.1 (0.3)
학년												
중1	6,519	80.8 (0.7)	6,548	74.1 (0.6)	-	--	-	--	6,078	77.3 (0.6)	5,576	79.4 (0.6)
중2	6,620	77.2 (0.7)	6,413	71.1 (0.7)	-	--	-	--	6,331	75.0 (0.7)	6,038	74.7 (0.7)
중3	6,817	78.8 (0.7)	6,589	70.2 (0.8)	-	--	-	--	6,154	72.7 (0.6)	6,244	74.0 (0.7)
고1	6,229	77.3 (0.8)	6,386	70.2 (0.8)	-	--	-	--	6,048	73.1 (0.7)	5,785	73.2 (0.6)
고2	6,273	77.5 (0.9)	5,954	69.3 (0.8)	-	--	-	--	6,009	69.9 (0.7)	5,777	72.1 (0.7)
고3	5,933	71.9 (0.8)	5,983	63.9 (0.7)	-	--	-	--	5,850	68.2 (0.7)	5,784	66.9 (0.7)
학교급												
중학교	19,956	78.9 (0.4)	19,550	71.8 (0.4)	-	--	-	--	18,563	74.9 (0.4)	17,858	75.8 (0.4)
고등학교	18,435	75.6 (0.5)	18,323	67.8 (0.5)	-	--	-	--	17,907	70.3 (0.4)	17,346	70.7 (0.4)
여학생												
전체	34,847	84.7 (0.3)	37,770	79.4 (0.3)	-	--	-	--	35,590	78.8 (0.3)	32,839	78.8 (0.3)
학년												
중1	5,949	87.0 (0.5)	6,180	83.0 (0.6)	-	--	-	--	5,583	80.9 (0.6)	5,210	81.7 (0.6)
중2	5,879	84.9 (0.6)	6,490	82.1 (0.6)	-	--	-	--	5,944	79.6 (0.6)	5,404	80.4 (0.6)
중3	5,786	86.4 (0.6)	6,254	81.8 (0.5)	-	--	-	--	6,066	81.4 (0.6)	5,827	79.1 (0.6)
고1	5,792	86.5 (0.5)	6,183	79.5 (0.6)	-	--	-	--	5,776	78.6 (0.6)	5,337	79.2 (0.6)
고2	5,851	85.0 (0.5)	6,554	77.2 (0.7)	-	--	-	--	6,143	78.5 (0.6)	5,336	79.8 (0.6)
고3	5,590	78.1 (0.7)	6,109	72.8 (0.8)	-	--	-	--	6,078	74.2 (0.7)	5,725	73.6 (0.7)
학교급												
중학교	17,614	86.1 (0.4)	18,924	82.3 (0.4)	-	--	-	--	17,593	80.6 (0.4)	16,441	80.3 (0.4)
고등학교	17,233	83.2 (0.4)	18,846	76.6 (0.4)	-	--	-	--	17,997	77.1 (0.4)	16,398	77.5 (0.4)

* 최근 12개월 동안 금연 관련 홍보(TV 금연광고, 라디오 금연광고, 금연 관련 TV 프로그램 및 뉴스, 인터넷 금연 홍보, 신문 기사 및 광고, 지하철, 버스정류장 등의 광고)를 보거나 들어본 적이 있는 사람의 분율

* '21년 설문문항 변경으로 연도별 결과 비교 시 주의

(계속: 연간 금연홍보 인지도)

(단위: %)

구분	'16		'17		'18		'19		'20		'21	
	분석대상자수	분율(표준오차)	분석대상자수	분율(표준오차)	분석대상자수	분율(표준오차)	분석대상자수	분율(표준오차)	분석대상자수	분율(표준오차)	분석대상자수	분율(표준오차)
전체												
전체	65,528	82.3 (0.2)	62,276	82.6 (0.2)	60,040	82.3 (0.2)	-	--	-	--	54,848	72.7 (0.3)
학년												
중1	10,483	87.3 (0.4)	10,189	88.2 (0.4)	9,847	88.3 (0.4)	-	--	-	--	10,016	76.8 (0.5)
중2	10,517	85.3 (0.4)	10,377	85.1 (0.5)	10,092	84.0 (0.4)	-	--	-	--	10,235	75.1 (0.5)
중3	11,219	83.0 (0.4)	10,319	83.5 (0.4)	10,290	82.7 (0.5)	-	--	-	--	9,764	74.0 (0.5)
고1	11,355	82.0 (0.4)	10,165	82.2 (0.4)	9,260	81.8 (0.5)	-	--	-	--	8,461	72.9 (0.6)
고2	11,070	81.2 (0.5)	10,800	80.7 (0.5)	10,039	80.6 (0.5)	-	--	-	--	8,647	70.8 (0.6)
고3	10,884	76.9 (0.6)	10,426	77.7 (0.6)	10,512	78.3 (0.5)	-	--	-	--	7,725	66.5 (0.8)
학교급												
중학교	32,219	85.1 (0.3)	30,885	85.6 (0.3)	30,229	84.9 (0.3)	-	--	-	--	30,015	75.3 (0.3)
고등학교	33,309	80.0 (0.4)	31,391	80.1 (0.4)	29,811	80.1 (0.4)	-	--	-	--	24,833	70.0 (0.5)
남학생												
전체	33,803	78.9 (0.3)	31,624	79.0 (0.3)	30,463	78.7 (0.3)	-	--	-	--	28,401	68.5 (0.4)
학년												
중1	5,516	85.2 (0.6)	5,178	86.7 (0.5)	4,960	86.3 (0.5)	-	--	-	--	5,156	74.6 (0.6)
중2	5,466	82.2 (0.6)	5,272	81.9 (0.6)	5,137	81.1 (0.6)	-	--	-	--	5,326	73.1 (0.7)
중3	5,760	79.7 (0.7)	5,202	79.8 (0.6)	5,231	78.7 (0.7)	-	--	-	--	5,104	70.5 (0.7)
고1	5,861	78.6 (0.5)	5,069	78.9 (0.6)	4,805	78.1 (0.7)	-	--	-	--	4,456	68.2 (0.8)
고2	5,744	77.4 (0.6)	5,610	76.0 (0.7)	5,110	76.4 (0.6)	-	--	-	--	4,478	64.6 (0.8)
고3	5,456	72.1 (0.8)	5,293	72.9 (0.7)	5,220	73.7 (0.7)	-	--	-	--	3,881	59.9 (0.9)
학교급												
중학교	16,742	82.3 (0.4)	15,652	82.8 (0.4)	15,328	81.9 (0.4)	-	--	-	--	15,586	72.7 (0.4)
고등학교	17,061	76.0 (0.4)	15,972	75.8 (0.4)	15,135	75.9 (0.4)	-	--	-	--	12,815	64.1 (0.6)
여학생												
전체	31,725	86.1 (0.2)	30,652	86.5 (0.3)	29,577	86.3 (0.2)	-	--	-	--	26,447	77.2 (0.3)
학년												
중1	4,967	89.5 (0.5)	5,011	89.8 (0.5)	4,887	90.4 (0.5)	-	--	-	--	4,860	79.1 (0.7)
중2	5,051	88.6 (0.5)	5,105	88.6 (0.5)	4,955	87.1 (0.5)	-	--	-	--	4,909	77.3 (0.7)
중3	5,459	86.6 (0.5)	5,117	87.5 (0.5)	5,059	87.0 (0.5)	-	--	-	--	4,660	77.8 (0.7)
고1	5,494	85.7 (0.5)	5,096	85.7 (0.5)	4,455	85.9 (0.5)	-	--	-	--	4,005	77.9 (0.7)
고2	5,326	85.4 (0.6)	5,190	85.9 (0.5)	4,929	85.3 (0.5)	-	--	-	--	4,169	77.4 (0.7)
고3	5,428	82.2 (0.6)	5,133	82.9 (0.7)	5,292	83.3 (0.6)	-	--	-	--	3,844	73.7 (0.9)
학교급												
중학교	15,477	88.2 (0.3)	15,233	88.6 (0.3)	14,901	88.1 (0.3)	-	--	-	--	14,429	78.1 (0.4)
고등학교	16,248	84.4 (0.4)	15,419	84.8 (0.4)	14,676	84.7 (0.3)	-	--	-	--	12,018	76.3 (0.4)

결과표17. 월간 담배광고 노출률

(단위: %)

구분	'10		'11		'12		'13		'14		'15	
	분석대상자수	분율(표준오차)	분석대상자수	분율(표준오차)	분석대상자수	분율(표준오차)	분석대상자수	분율(표준오차)	분석대상자수	분율(표준오차)	분석대상자수	분율(표준오차)
전체												
전체	-	---	-	---	-	---	-	---	-	---	68,043	67.9 (0.2)
학년												
중1	-	---	-	---	-	---	-	---	-	---	10,786	70.8 (0.5)
중2	-	---	-	---	-	---	-	---	-	---	11,442	70.2 (0.5)
중3	-	---	-	---	-	---	-	---	-	---	12,071	69.3 (0.5)
고1	-	---	-	---	-	---	-	---	-	---	11,122	67.9 (0.5)
고2	-	---	-	---	-	---	-	---	-	---	11,113	67.3 (0.5)
고3	-	---	-	---	-	---	-	---	-	---	11,509	62.9 (0.5)
학교급												
중학교	-	---	-	---	-	---	-	---	-	---	34,299	70.0 (0.4)
고등학교	-	---	-	---	-	---	-	---	-	---	33,744	66.0 (0.3)
남학생												
전체	-	---	-	---	-	---	-	---	-	---	35,204	68.0 (0.3)
학년												
중1	-	---	-	---	-	---	-	---	-	---	5,576	71.1 (0.7)
중2	-	---	-	---	-	---	-	---	-	---	6,038	69.2 (0.7)
중3	-	---	-	---	-	---	-	---	-	---	6,244	68.8 (0.7)
고1	-	---	-	---	-	---	-	---	-	---	5,785	68.1 (0.7)
고2	-	---	-	---	-	---	-	---	-	---	5,777	67.4 (0.6)
고3	-	---	-	---	-	---	-	---	-	---	5,784	64.5 (0.6)
학교급												
중학교	-	---	-	---	-	---	-	---	-	---	17,858	69.6 (0.5)
고등학교	-	---	-	---	-	---	-	---	-	---	17,346	66.7 (0.4)
여학생												
전체	-	---	-	---	-	---	-	---	-	---	32,839	67.7 (0.3)
학년												
중1	-	---	-	---	-	---	-	---	-	---	5,210	70.5 (0.8)
중2	-	---	-	---	-	---	-	---	-	---	5,404	71.2 (0.7)
중3	-	---	-	---	-	---	-	---	-	---	5,827	69.9 (0.7)
고1	-	---	-	---	-	---	-	---	-	---	5,337	67.5 (0.6)
고2	-	---	-	---	-	---	-	---	-	---	5,336	67.1 (0.7)
고3	-	---	-	---	-	---	-	---	-	---	5,725	61.2 (0.8)
학교급												
중학교	-	---	-	---	-	---	-	---	-	---	16,441	70.5 (0.5)
고등학교	-	---	-	---	-	---	-	---	-	---	16,398	65.2 (0.4)

* 최근 30일 동안 담배광고(잡지, 인터넷, 편의점, 슈퍼마켓)를 본 적이 있는 사람의 분율

* '21년 설문문항 변경으로 연도별 결과 비교 시 주의

(계속: 월간 담배광고 노출률)

(단위: %)

구분	'16		'17		'18		'19		'20		'21	
	분석대상자수	분율(표준오차)	분석대상자수	분율(표준오차)	분석대상자수	분율(표준오차)	분석대상자수	분율(표준오차)	분석대상자수	분율(표준오차)	분석대상자수	분율(표준오차)
전체												
전체	65,528	73.9 (0.2)	62,276	78.5 (0.2)	60,040	77.9 (0.2)	-	--	-	--	54,848	66.1 (0.2)
학년												
중1	10,483	77.7 (0.5)	10,189	81.8 (0.4)	9,847	79.8 (0.5)	-	--	-	--	10,016	65.8 (0.6)
중2	10,517	75.8 (0.4)	10,377	80.8 (0.5)	10,092	79.2 (0.4)	-	--	-	--	10,235	67.9 (0.5)
중3	11,219	75.5 (0.5)	10,319	80.0 (0.5)	10,290	78.9 (0.4)	-	--	-	--	9,764	67.8 (0.5)
고1	11,355	74.3 (0.4)	10,165	78.8 (0.4)	9,260	78.4 (0.5)	-	--	-	--	8,461	67.2 (0.5)
고2	11,070	72.9 (0.5)	10,800	76.6 (0.4)	10,039	77.6 (0.5)	-	--	-	--	8,647	64.7 (0.6)
고3	10,884	68.4 (0.5)	10,426	74.6 (0.5)	10,512	74.8 (0.4)	-	--	-	--	7,725	63.1 (0.6)
학교급												
중학교	32,219	76.3 (0.3)	30,885	80.9 (0.3)	30,229	79.3 (0.3)	-	--	-	--	30,015	67.2 (0.3)
고등학교	33,309	71.9 (0.3)	31,391	76.6 (0.3)	29,811	76.8 (0.3)	-	--	-	--	24,833	64.9 (0.3)
남학생												
전체	33,803	73.6 (0.3)	31,624	78.3 (0.3)	30,463	76.2 (0.3)	-	--	-	--	28,401	63.2 (0.3)
학년												
중1	5,516	76.7 (0.6)	5,178	81.7 (0.6)	4,960	78.0 (0.6)	-	--	-	--	5,156	62.8 (0.8)
중2	5,466	75.5 (0.6)	5,272	79.3 (0.6)	5,137	77.0 (0.6)	-	--	-	--	5,326	65.4 (0.7)
중3	5,760	75.7 (0.6)	5,202	79.3 (0.6)	5,231	77.2 (0.6)	-	--	-	--	5,104	65.2 (0.7)
고1	5,861	74.6 (0.6)	5,069	78.3 (0.6)	4,805	77.3 (0.6)	-	--	-	--	4,456	64.4 (0.8)
고2	5,744	72.4 (0.6)	5,610	76.8 (0.6)	5,110	75.3 (0.7)	-	--	-	--	4,478	61.4 (0.7)
고3	5,456	68.0 (0.7)	5,293	75.5 (0.6)	5,220	73.4 (0.6)	-	--	-	--	3,881	60.0 (0.9)
학교급												
중학교	16,742	75.9 (0.4)	15,652	80.1 (0.4)	15,328	77.4 (0.4)	-	--	-	--	15,586	64.5 (0.4)
고등학교	17,061	71.7 (0.4)	15,972	76.8 (0.4)	15,135	75.2 (0.4)	-	--	-	--	12,815	61.9 (0.4)
여학생												
전체	31,725	74.2 (0.3)	30,652	78.8 (0.3)	29,577	79.8 (0.3)	-	--	-	--	26,447	69.1 (0.3)
학년												
중1	4,967	78.9 (0.7)	5,011	81.9 (0.6)	4,887	81.7 (0.7)	-	--	-	--	4,860	69.0 (0.7)
중2	5,051	76.2 (0.6)	5,105	82.5 (0.6)	4,955	81.5 (0.6)	-	--	-	--	4,909	70.5 (0.7)
중3	5,459	75.4 (0.6)	5,117	80.7 (0.6)	5,059	80.6 (0.6)	-	--	-	--	4,660	70.5 (0.7)
고1	5,494	74.0 (0.7)	5,096	79.4 (0.6)	4,455	79.6 (0.7)	-	--	-	--	4,005	70.1 (0.7)
고2	5,326	73.5 (0.7)	5,190	76.3 (0.6)	4,929	80.0 (0.6)	-	--	-	--	4,169	68.3 (0.8)
고3	5,428	68.8 (0.8)	5,133	73.6 (0.7)	5,292	76.3 (0.6)	-	--	-	--	3,844	66.5 (0.9)
학교급												
중학교	15,477	76.8 (0.4)	15,233	81.7 (0.4)	14,901	81.3 (0.4)	-	--	-	--	14,429	70.0 (0.4)
고등학교	16,248	72.1 (0.5)	15,419	76.4 (0.4)	14,676	78.5 (0.4)	-	--	-	--	12,018	68.3 (0.5)

결과표18. 액상형 전자담배 평생 경험률

(단위: %)

구분	'10		'11		'12		'13		'14		'15	
	분석대상자수	분율(표준오차)	분석대상자수	분율(표준오차)	분석대상자수	분율(표준오차)	분석대상자수	분율(표준오차)	분석대상자수	분율(표준오차)	분석대상자수	분율(표준오차)
전체												
전체	-	--	75,643	9.4 (0.3)	74,186	8.8 (0.3)	72,435	7.5 (0.2)	72,060	9.1 (0.3)	68,043	10.1 (0.3)
학년												
중1	-	--	12,728	4.2 (0.2)	12,362	2.6 (0.2)	12,199	2.0 (0.2)	11,661	1.7 (0.1)	10,786	1.8 (0.1)
중2	-	--	12,903	6.9 (0.3)	12,384	5.0 (0.3)	12,113	3.9 (0.2)	12,275	4.0 (0.3)	11,442	5.7 (0.3)
중3	-	--	12,843	9.0 (0.4)	12,551	8.6 (0.4)	12,218	6.2 (0.4)	12,220	7.9 (0.4)	12,071	8.6 (0.4)
고1	-	--	12,569	12.8 (0.6)	12,451	11.4 (0.5)	12,028	9.7 (0.4)	11,824	11.1 (0.5)	11,122	12.3 (0.6)
고2	-	--	12,508	11.6 (0.6)	12,315	13.1 (0.6)	11,865	11.4 (0.6)	12,152	13.7 (0.6)	11,113	14.6 (0.7)
고3	-	--	12,092	11.3 (0.5)	12,123	11.5 (0.6)	12,012	11.3 (0.5)	11,928	15.0 (0.6)	11,509	15.0 (0.6)
학교급												
중학교	-	--	38,474	6.8 (0.3)	37,297	5.5 (0.2)	36,530	4.0 (0.2)	36,156	4.6 (0.2)	34,299	5.7 (0.2)
고등학교	-	--	37,169	11.9 (0.4)	36,889	12.0 (0.5)	35,905	10.8 (0.4)	35,904	13.3 (0.5)	33,744	14.0 (0.5)
남학생												
전체	-	--	37,873	14.2 (0.4)	38,221	13.5 (0.4)	36,655	11.7 (0.3)	36,470	14.5 (0.4)	35,204	15.9 (0.4)
학년												
중1	-	--	6,548	5.7 (0.4)	6,364	3.3 (0.3)	6,411	2.6 (0.2)	6,078	2.5 (0.2)	5,576	2.5 (0.2)
중2	-	--	6,413	10.0 (0.5)	6,394	7.3 (0.4)	6,261	5.4 (0.4)	6,331	6.0 (0.4)	6,038	8.6 (0.5)
중3	-	--	6,589	13.6 (0.6)	6,525	12.9 (0.5)	6,249	9.8 (0.6)	6,154	12.3 (0.6)	6,244	13.7 (0.6)
고1	-	--	6,386	19.9 (0.8)	6,606	17.5 (0.7)	6,098	15.4 (0.6)	6,048	17.4 (0.8)	5,785	19.8 (0.7)
고2	-	--	5,954	17.6 (0.8)	6,221	20.5 (0.9)	5,595	18.0 (0.9)	6,009	22.1 (0.8)	5,777	23.2 (0.9)
고3	-	--	5,983	17.5 (0.8)	6,111	18.3 (0.9)	6,041	17.9 (0.8)	5,850	24.4 (0.9)	5,784	23.7 (0.8)
학교급												
중학교	-	--	19,550	9.8 (0.4)	19,283	7.9 (0.3)	18,921	5.9 (0.3)	18,563	7.1 (0.3)	17,858	8.8 (0.3)
고등학교	-	--	18,323	18.4 (0.6)	18,938	18.8 (0.6)	17,734	17.1 (0.6)	17,907	21.3 (0.6)	17,346	22.3 (0.6)
여학생												
전체	-	--	37,770	4.0 (0.2)	35,965	3.6 (0.1)	35,780	2.9 (0.1)	35,590	3.3 (0.1)	32,839	3.7 (0.2)
학년												
중1	-	--	6,180	2.6 (0.3)	5,998	2.0 (0.2)	5,788	1.3 (0.2)	5,583	0.9 (0.1)	5,210	1.1 (0.1)
중2	-	--	6,490	3.5 (0.3)	5,990	2.4 (0.2)	5,852	2.3 (0.2)	5,944	1.8 (0.2)	5,404	2.6 (0.2)
중3	-	--	6,254	4.0 (0.4)	6,026	3.9 (0.3)	5,969	2.3 (0.2)	6,066	3.0 (0.3)	5,827	3.0 (0.2)
고1	-	--	6,183	4.8 (0.4)	5,845	4.6 (0.4)	5,930	3.4 (0.3)	5,776	4.3 (0.4)	5,337	4.1 (0.4)
고2	-	--	6,554	4.8 (0.4)	6,094	4.8 (0.4)	6,270	4.1 (0.3)	6,143	4.5 (0.3)	5,336	5.2 (0.4)
고3	-	--	6,109	4.3 (0.3)	6,012	3.8 (0.3)	5,971	3.9 (0.3)	6,078	4.7 (0.3)	5,725	5.7 (0.6)
학교급												
중학교	-	--	18,924	3.4 (0.2)	18,014	2.8 (0.2)	17,609	1.9 (0.1)	17,593	1.9 (0.1)	16,441	2.3 (0.1)
고등학교	-	--	18,846	4.6 (0.3)	17,951	4.4 (0.3)	18,171	3.8 (0.2)	17,997	4.5 (0.2)	16,398	5.0 (0.3)

* 평생 액상형 전자담배를 사용한 경험이 있는 사람의 분율

* '19년 설문문항 변경으로 연도별 결과 비교 시 주의

(계속: 액상형 전자담배 평생 경험률)

(단위: %)

구분	'16		'17		'18		'19		'20		'21	
	분석대상자수	분율(표준오차)	분석대상자수	분율(표준오차)	분석대상자수	분율(표준오차)	분석대상자수	분율(표준오차)	분석대상자수	분율(표준오차)	분석대상자수	분율(표준오차)
전체												
전체	65,528	8.6 (0.3)	62,276	7.4 (0.2)	60,040	7.9 (0.2)	57,303	7.4 (0.2)	54,948	6.1 (0.2)	54,848	7.1 (0.2)
학년												
중1	10,483	1.5 (0.1)	10,189	1.3 (0.1)	9,847	1.1 (0.1)	9,738	1.0 (0.1)	10,005	1.1 (0.1)	10,016	1.5 (0.2)
중2	10,517	3.6 (0.2)	10,377	3.4 (0.2)	10,092	3.9 (0.2)	9,665	3.9 (0.3)	9,564	2.8 (0.2)	10,235	3.0 (0.2)
중3	11,219	7.4 (0.3)	10,319	5.7 (0.3)	10,290	6.0 (0.3)	9,981	6.6 (0.4)	9,392	5.5 (0.3)	9,764	5.3 (0.3)
고1	11,355	10.4 (0.5)	10,165	8.4 (0.4)	9,260	9.4 (0.4)	9,273	9.2 (0.4)	8,907	7.7 (0.4)	8,461	8.9 (0.4)
고2	11,070	12.3 (0.5)	10,800	11.1 (0.5)	10,039	11.1 (0.5)	9,044	10.9 (0.5)	8,907	9.5 (0.4)	8,647	11.9 (0.5)
고3	10,884	13.7 (0.6)	10,426	12.1 (0.5)	10,512	13.5 (0.6)	9,602	11.8 (0.5)	8,173	10.4 (0.5)	7,725	12.2 (0.5)
학교급												
중학교	32,219	4.3 (0.2)	30,885	3.5 (0.2)	30,229	3.7 (0.2)	29,384	3.9 (0.2)	28,961	3.0 (0.1)	30,015	3.2 (0.1)
고등학교	33,309	12.1 (0.4)	31,391	10.6 (0.4)	29,811	11.5 (0.4)	27,919	10.7 (0.3)	25,987	9.2 (0.3)	24,833	11.0 (0.4)
남학생												
전체	33,803	13.4 (0.3)	31,624	11.6 (0.3)	30,463	12.3 (0.3)	29,841	11.3 (0.3)	28,353	8.8 (0.3)	28,401	9.8 (0.3)
학년												
중1	5,516	2.1 (0.2)	5,178	1.8 (0.2)	4,960	1.6 (0.2)	5,126	1.5 (0.2)	5,098	1.4 (0.2)	5,156	2.1 (0.3)
중2	5,466	5.3 (0.4)	5,272	4.9 (0.3)	5,137	5.7 (0.4)	5,039	5.7 (0.4)	4,823	3.4 (0.3)	5,326	3.5 (0.3)
중3	5,760	11.4 (0.5)	5,202	8.7 (0.5)	5,231	9.0 (0.5)	5,236	10.1 (0.6)	4,909	7.7 (0.4)	5,104	7.0 (0.4)
고1	5,861	16.5 (0.6)	5,069	13.2 (0.5)	4,805	15.0 (0.6)	4,782	13.8 (0.6)	4,602	11.4 (0.6)	4,456	12.7 (0.6)
고2	5,744	19.3 (0.7)	5,610	17.6 (0.6)	5,110	17.5 (0.7)	4,662	16.4 (0.6)	4,631	14.0 (0.6)	4,478	17.1 (0.7)
고3	5,456	21.7 (0.8)	5,293	19.7 (0.7)	5,220	21.1 (0.8)	4,996	18.6 (0.7)	4,290	15.2 (0.7)	3,881	16.7 (0.8)
학교급												
중학교	16,742	6.5 (0.2)	15,652	5.1 (0.2)	15,328	5.6 (0.3)	15,401	5.8 (0.3)	14,830	4.0 (0.2)	15,586	4.2 (0.2)
고등학교	17,061	19.1 (0.5)	15,972	16.9 (0.4)	15,135	18.1 (0.5)	14,440	16.3 (0.4)	13,523	13.5 (0.4)	12,815	15.5 (0.5)
여학생												
전체	31,725	3.3 (0.2)	30,652	2.8 (0.1)	29,577	3.1 (0.1)	27,462	3.2 (0.2)	26,595	3.2 (0.1)	26,447	4.2 (0.2)
학년												
중1	4,967	0.7 (0.1)	5,011	0.7 (0.1)	4,887	0.5 (0.1)	4,612	0.6 (0.1)	4,907	0.8 (0.1)	4,860	0.9 (0.2)
중2	5,051	1.7 (0.2)	5,105	1.9 (0.3)	4,955	1.9 (0.2)	4,626	2.1 (0.2)	4,741	2.1 (0.2)	4,909	2.4 (0.2)
중3	5,459	3.0 (0.3)	5,117	2.4 (0.2)	5,059	2.8 (0.3)	4,745	2.7 (0.3)	4,483	3.2 (0.3)	4,660	3.5 (0.3)
고1	5,494	3.8 (0.3)	5,096	3.1 (0.3)	4,455	3.4 (0.3)	4,491	4.3 (0.4)	4,305	3.8 (0.3)	4,005	4.9 (0.4)
고2	5,326	4.7 (0.4)	5,190	4.0 (0.3)	4,929	4.2 (0.3)	4,382	4.8 (0.4)	4,276	4.6 (0.4)	4,169	6.3 (0.5)
고3	5,428	5.0 (0.4)	5,133	3.9 (0.4)	5,292	5.0 (0.4)	4,606	4.5 (0.3)	3,883	5.1 (0.4)	3,844	7.3 (0.6)
학교급												
중학교	15,477	1.9 (0.1)	15,233	1.7 (0.1)	14,901	1.8 (0.1)	13,983	1.8 (0.1)	14,131	1.9 (0.1)	14,429	2.2 (0.1)
고등학교	16,248	4.5 (0.3)	15,419	3.7 (0.2)	14,676	4.3 (0.2)	13,479	4.5 (0.3)	12,464	4.5 (0.2)	12,018	6.2 (0.3)

결과표19. 액상형 전자담배 현재 사용률

(단위: %)

구분	'10		'11		'12		'13		'14		'15	
	분석대상자수	분율(표준오차)	분석대상자수	분율(표준오차)	분석대상자수	분율(표준오차)	분석대상자수	분율(표준오차)	분석대상자수	분율(표준오차)	분석대상자수	분율(표준오차)
전체												
전체	-	--	75,643	4.7 (0.2)	74,186	3.7 (0.1)	72,435	3.0 (0.1)	72,060	5.0 (0.2)	68,043	4.0 (0.1)
학년												
중1	-	--	12,728	1.9 (0.2)	12,362	1.0 (0.1)	12,199	0.7 (0.1)	11,661	0.6 (0.1)	10,786	0.6 (0.1)
중2	-	--	12,903	3.2 (0.2)	12,384	2.1 (0.2)	12,113	1.6 (0.2)	12,275	2.0 (0.2)	11,442	2.1 (0.2)
중3	-	--	12,843	4.5 (0.3)	12,551	4.0 (0.2)	12,218	2.7 (0.2)	12,220	4.2 (0.3)	12,071	3.1 (0.2)
고1	-	--	12,569	6.7 (0.4)	12,451	5.0 (0.3)	12,028	3.9 (0.3)	11,824	6.5 (0.4)	11,122	4.6 (0.3)
고2	-	--	12,508	5.7 (0.3)	12,315	5.5 (0.4)	11,865	4.3 (0.3)	12,152	7.6 (0.5)	11,113	5.6 (0.3)
고3	-	--	12,092	5.8 (0.4)	12,123	4.4 (0.3)	12,012	4.5 (0.3)	11,928	8.1 (0.5)	11,509	6.9 (0.4)
학교급												
중학교	-	--	38,474	3.2 (0.1)	37,297	2.4 (0.1)	36,530	1.7 (0.1)	36,156	2.3 (0.1)	34,299	2.0 (0.1)
고등학교	-	--	37,169	6.1 (0.3)	36,889	5.0 (0.3)	35,905	4.2 (0.2)	35,904	7.4 (0.3)	33,744	5.7 (0.3)
남학생												
전체	-	--	37,873	7.3 (0.2)	38,221	5.8 (0.2)	36,655	4.7 (0.2)	36,470	8.1 (0.3)	35,204	6.2 (0.2)
학년												
중1	-	--	6,548	2.7 (0.2)	6,364	1.2 (0.2)	6,411	0.9 (0.1)	6,078	0.9 (0.1)	5,576	0.8 (0.1)
중2	-	--	6,413	4.7 (0.3)	6,394	3.1 (0.3)	6,261	2.1 (0.3)	6,331	2.8 (0.3)	6,038	3.0 (0.3)
중3	-	--	6,589	7.0 (0.4)	6,525	6.0 (0.4)	6,249	4.3 (0.4)	6,154	6.8 (0.5)	6,244	4.7 (0.3)
고1	-	--	6,386	10.8 (0.6)	6,606	7.8 (0.5)	6,098	6.3 (0.4)	6,048	10.4 (0.7)	5,785	7.3 (0.4)
고2	-	--	5,954	8.7 (0.5)	6,221	8.9 (0.6)	5,595	6.9 (0.6)	6,009	12.8 (0.7)	5,777	8.9 (0.5)
고3	-	--	5,983	9.4 (0.6)	6,111	7.2 (0.5)	6,041	7.4 (0.5)	5,850	13.7 (0.7)	5,784	11.1 (0.7)
학교급												
중학교	-	--	19,550	4.9 (0.2)	19,283	3.5 (0.2)	18,921	2.5 (0.2)	18,563	3.6 (0.2)	17,858	3.0 (0.2)
고등학교	-	--	18,323	9.7 (0.4)	18,938	8.0 (0.4)	17,734	6.9 (0.4)	17,907	12.3 (0.5)	17,346	9.1 (0.4)
여학생												
전체	-	--	37,770	1.7 (0.1)	35,965	1.5 (0.1)	35,780	1.1 (0.1)	35,590	1.5 (0.1)	32,839	1.5 (0.1)
학년												
중1	-	--	6,180	1.1 (0.2)	5,998	0.8 (0.1)	5,788	0.5 (0.1)	5,583	0.2 (0.1)*	5,210	0.4 (0.1)
중2	-	--	6,490	1.6 (0.2)	5,990	1.1 (0.1)	5,852	1.1 (0.1)	5,944	1.0 (0.1)	5,404	1.0 (0.2)
중3	-	--	6,254	1.8 (0.2)	6,026	2.0 (0.2)	5,969	0.9 (0.1)	6,066	1.4 (0.2)	5,827	1.4 (0.2)
고1	-	--	6,183	2.0 (0.2)	5,845	2.0 (0.3)	5,930	1.4 (0.2)	5,776	2.3 (0.3)	5,337	1.7 (0.2)
고2	-	--	6,554	2.2 (0.2)	6,094	1.6 (0.2)	6,270	1.5 (0.2)	6,143	2.0 (0.3)	5,336	1.9 (0.2)
고3	-	--	6,109	1.8 (0.2)	6,012	1.2 (0.2)	5,971	1.1 (0.2)	6,078	1.9 (0.2)	5,725	2.3 (0.4)
학교급												
중학교	-	--	18,924	1.5 (0.1)	18,014	1.3 (0.1)	17,609	0.8 (0.1)	17,593	0.9 (0.1)	16,441	1.0 (0.1)
고등학교	-	--	18,846	2.0 (0.1)	17,951	1.6 (0.1)	18,171	1.3 (0.1)	17,997	2.1 (0.2)	16,398	2.0 (0.2)

* 최근 30일 동안 1일 이상 액상형 전자담배를 사용한 사람의 분율

* '19년 설문문항 변경으로 연도별 결과 비교 시 주의

* 변동계수(coefficient of variation): * 25-50%, ** 50% 이상

(계속: 액상형 전자담배 현재 사용률)

(단위: %)

구분	'16		'17		'18		'19		'20		'21	
	분석대상자수	분율(표준오차)	분석대상자수	분율(표준오차)	분석대상자수	분율(표준오차)	분석대상자수	분율(표준오차)	분석대상자수	분율(표준오차)	분석대상자수	분율(표준오차)
전체												
전체	65,528	2.5 (0.1)	62,276	2.2 (0.1)	60,040	2.7 (0.1)	57,303	3.2 (0.1)	54,948	1.9 (0.1)	54,848	2.9 (0.1)
학년												
중1	10,483	0.4 (0.1)	10,189	0.3 (0.1)	9,847	0.3 (0.1)	9,738	0.4 (0.1)	10,005	0.4 (0.1)	10,016	0.6 (0.1)
중2	10,517	1.0 (0.1)	10,377	1.3 (0.1)	10,092	1.2 (0.1)	9,665	2.0 (0.2)	9,564	0.8 (0.1)	10,235	1.4 (0.1)
중3	11,219	1.9 (0.2)	10,319	1.9 (0.2)	10,290	2.0 (0.2)	9,981	2.5 (0.2)	9,392	1.5 (0.1)	9,764	2.0 (0.2)
고1	11,355	2.8 (0.2)	10,165	2.0 (0.2)	9,260	3.2 (0.2)	9,273	3.9 (0.3)	8,907	2.3 (0.2)	8,461	3.6 (0.2)
고2	11,070	3.6 (0.3)	10,800	3.1 (0.2)	10,039	3.5 (0.2)	9,044	4.6 (0.3)	8,907	2.9 (0.2)	8,647	4.5 (0.3)
고3	10,884	4.7 (0.3)	10,426	3.7 (0.3)	10,512	5.1 (0.3)	9,602	5.2 (0.3)	8,173	3.5 (0.2)	7,725	5.2 (0.3)
학교급												
중학교	32,219	1.1 (0.1)	30,885	1.2 (0.1)	30,229	1.2 (0.1)	29,384	1.6 (0.1)	28,961	0.9 (0.1)	30,015	1.3 (0.1)
고등학교	33,309	3.7 (0.2)	31,391	3.0 (0.2)	29,811	4.0 (0.2)	27,919	4.6 (0.2)	25,987	2.9 (0.1)	24,833	4.4 (0.2)
남학생												
전체	33,803	3.8 (0.2)	31,624	3.3 (0.1)	30,463	4.1 (0.2)	29,841	4.7 (0.2)	28,353	2.7 (0.1)	28,401	3.7 (0.2)
학년												
중1	5,516	0.6 (0.1)	5,178	0.3 (0.1)	4,960	0.4 (0.1)*	5,126	0.6 (0.1)	5,098	0.5 (0.1)	5,156	0.8 (0.1)
중2	5,466	1.5 (0.2)	5,272	1.9 (0.2)	5,137	1.7 (0.2)	5,039	2.6 (0.3)	4,823	0.9 (0.1)	5,326	1.5 (0.2)
중3	5,760	2.7 (0.3)	5,202	2.8 (0.3)	5,231	2.8 (0.2)	5,236	3.7 (0.3)	4,909	1.9 (0.2)	5,104	2.4 (0.2)
고1	5,861	4.2 (0.3)	5,069	2.9 (0.2)	4,805	5.1 (0.4)	4,782	5.7 (0.4)	4,602	3.4 (0.3)	4,456	4.9 (0.3)
고2	5,744	5.4 (0.4)	5,610	4.8 (0.4)	5,110	5.3 (0.3)	4,662	7.0 (0.4)	4,631	4.1 (0.3)	4,478	6.1 (0.4)
고3	5,456	7.3 (0.5)	5,293	6.2 (0.4)	5,220	8.0 (0.5)	4,996	7.8 (0.5)	4,290	5.1 (0.4)	3,881	6.8 (0.5)
학교급												
중학교	16,742	1.6 (0.1)	15,652	1.7 (0.1)	15,328	1.7 (0.1)	15,401	2.3 (0.2)	14,830	1.1 (0.1)	15,586	1.6 (0.1)
고등학교	17,061	5.7 (0.3)	15,972	4.7 (0.2)	15,135	6.2 (0.3)	14,440	6.9 (0.3)	13,523	4.2 (0.2)	12,815	6.0 (0.3)
여학생												
전체	31,725	1.1 (0.1)	30,652	0.9 (0.1)	29,577	1.1 (0.1)	27,462	1.5 (0.1)	26,595	1.1 (0.1)	26,447	1.9 (0.1)
학년												
중1	4,967	0.3 (0.1)*	5,011	0.2 (0.1)*	4,887	0.1 (0.0)**	4,612	0.2 (0.1)*	4,907	0.3 (0.1)	4,860	0.4 (0.1)
중2	5,051	0.4 (0.1)	5,105	0.7 (0.1)	4,955	0.6 (0.1)	4,626	1.3 (0.2)	4,741	0.7 (0.1)	4,909	1.3 (0.2)
중3	5,459	1.0 (0.1)	5,117	1.0 (0.2)	5,059	1.2 (0.2)	4,745	1.2 (0.2)	4,483	1.1 (0.2)	4,660	1.6 (0.2)
고1	5,494	1.3 (0.2)	5,096	1.0 (0.2)	4,455	1.1 (0.2)	4,491	2.0 (0.3)	4,305	1.2 (0.2)	4,005	2.1 (0.3)
고2	5,326	1.7 (0.2)	5,190	1.2 (0.2)	4,929	1.5 (0.2)	4,382	1.9 (0.2)	4,276	1.6 (0.2)	4,169	2.7 (0.3)
고3	5,428	1.8 (0.2)	5,133	1.1 (0.2)	5,292	1.9 (0.2)	4,606	2.3 (0.3)	3,883	1.6 (0.2)	3,844	3.4 (0.4)
학교급												
중학교	15,477	0.6 (0.1)	15,233	0.6 (0.1)	14,901	0.7 (0.1)	13,983	0.9 (0.1)	14,131	0.7 (0.1)	14,429	1.1 (0.1)
고등학교	16,248	1.6 (0.2)	15,419	1.1 (0.1)	14,676	1.5 (0.1)	13,479	2.1 (0.2)	12,464	1.5 (0.1)	12,018	2.8 (0.2)

결과표20. 쉐련형 전자담배 평생 경험률

(단위: %)

구분	'16		'17		'18		'19		'20		'21	
	분석대상자수	분율(표준오차)	분석대상자수	분율(표준오차)	분석대상자수	분율(표준오차)	분석대상자수	분율(표준오차)	분석대상자수	분율(표준오차)	분석대상자수	분율(표준오차)
전체												
전체	-	--	-	--	60,040	2.9 (0.1)	57,303	4.9 (0.2)	54,948	3.3 (0.1)	54,848	3.4 (0.1)
학년												
중1	-	--	-	--	9,847	0.3 (0.1)	9,738	0.5 (0.1)	10,005	0.4 (0.1)	10,016	0.6 (0.1)
중2	-	--	-	--	10,092	1.1 (0.1)	9,665	2.2 (0.2)	9,564	1.0 (0.1)	10,235	1.2 (0.1)
중3	-	--	-	--	10,290	1.7 (0.2)	9,981	3.8 (0.3)	9,392	2.4 (0.2)	9,764	2.3 (0.2)
고1	-	--	-	--	9,260	3.4 (0.3)	9,273	6.0 (0.3)	8,907	4.1 (0.3)	8,461	4.3 (0.3)
고2	-	--	-	--	10,039	3.8 (0.2)	9,044	7.6 (0.4)	8,907	5.4 (0.3)	8,647	6.1 (0.3)
고3	-	--	-	--	10,512	5.9 (0.3)	9,602	8.7 (0.4)	8,173	6.3 (0.4)	7,725	6.3 (0.3)
학교급												
중학교	-	--	-	--	30,229	1.0 (0.1)	29,384	2.2 (0.1)	28,961	1.2 (0.1)	30,015	1.3 (0.1)
고등학교	-	--	-	--	29,811	4.5 (0.2)	27,919	7.5 (0.3)	25,987	5.3 (0.2)	24,833	5.6 (0.2)
남학생												
전체	-	--	-	--	30,463	4.4 (0.2)	29,841	7.5 (0.2)	28,353	4.8 (0.2)	28,401	4.9 (0.2)
학년												
중1	-	--	-	--	4,960	0.5 (0.1)	5,126	0.8 (0.1)	5,098	0.6 (0.1)	5,156	0.8 (0.1)
중2	-	--	-	--	5,137	1.5 (0.2)	5,039	2.8 (0.3)	4,823	1.2 (0.2)	5,326	1.4 (0.2)
중3	-	--	-	--	5,231	2.3 (0.2)	5,236	5.6 (0.4)	4,909	3.4 (0.3)	5,104	3.0 (0.3)
고1	-	--	-	--	4,805	5.4 (0.5)	4,782	8.7 (0.5)	4,602	6.0 (0.4)	4,456	5.9 (0.4)
고2	-	--	-	--	5,110	5.8 (0.4)	4,662	11.7 (0.6)	4,631	8.2 (0.5)	4,478	8.9 (0.5)
고3	-	--	-	--	5,220	9.2 (0.5)	4,996	14.1 (0.6)	4,290	9.5 (0.6)	3,881	9.5 (0.6)
학교급												
중학교	-	--	-	--	15,328	1.5 (0.1)	15,401	3.1 (0.2)	14,830	1.7 (0.1)	15,586	1.7 (0.1)
고등학교	-	--	-	--	15,135	6.9 (0.3)	14,440	11.6 (0.4)	13,523	7.9 (0.3)	12,815	8.2 (0.3)
여학생												
전체	-	--	-	--	29,577	1.2 (0.1)	27,462	2.2 (0.1)	26,595	1.6 (0.1)	26,447	1.9 (0.1)
학년												
중1	-	--	-	--	4,887	0.1 (0.1)**	4,612	0.3 (0.1)	4,907	0.1 (0.0)*	4,860	0.4 (0.1)
중2	-	--	-	--	4,955	0.6 (0.1)	4,626	1.6 (0.2)	4,741	0.9 (0.1)	4,909	1.0 (0.1)
중3	-	--	-	--	5,059	0.9 (0.2)	4,745	1.8 (0.2)	4,483	1.3 (0.2)	4,660	1.5 (0.2)
고1	-	--	-	--	4,455	1.3 (0.2)	4,491	3.0 (0.3)	4,305	2.1 (0.3)	4,005	2.6 (0.3)
고2	-	--	-	--	4,929	1.7 (0.2)	4,382	3.1 (0.3)	4,276	2.2 (0.2)	4,169	3.1 (0.3)
고3	-	--	-	--	5,292	2.2 (0.3)	4,606	3.0 (0.3)	3,883	2.9 (0.3)	3,844	2.9 (0.3)
학교급												
중학교	-	--	-	--	14,901	0.6 (0.1)	13,983	1.2 (0.1)	14,131	0.7 (0.1)	14,429	0.9 (0.1)
고등학교	-	--	-	--	14,676	1.8 (0.1)	13,479	3.0 (0.2)	12,464	2.4 (0.2)	12,018	2.9 (0.2)

* 평생 동안 쉐련형 전자담배(가열담배, 예)아이코스, 글로, 릴 등)를 사용한 경험이 있는 사람의 분율

* '18년 설문문항 추가

* '19년 설문문항 변경으로 연도별 결과 비교 시 주의

* 변동계수(coefficient of variation): * 25-50%, ** 50% 이상

결과표21. 쉐련형 전자담배 현재 사용률

(단위: %)

구분	'16		'17		'18		'19		'20		'21	
	분석대상자수	분율(표준오차)	분석대상자수	분율(표준오차)	분석대상자수	분율(표준오차)	분석대상자수	분율(표준오차)	분석대상자수	분율(표준오차)	분석대상자수	분율(표준오차)
전체												
전체	-	--	-	--	-	--	57,303	2.6 (0.1)	54,948	1.1 (0.1)	54,848	1.4 (0.1)
학년												
중1	-	--	-	--	-	--	9,738	0.2 (0.1)*	10,005	0.1 (0.0)*	10,016	0.2 (0.1)
중2	-	--	-	--	-	--	9,665	1.2 (0.1)	9,564	0.3 (0.1)	10,235	0.6 (0.1)
중3	-	--	-	--	-	--	9,981	1.6 (0.2)	9,392	0.7 (0.1)	9,764	0.9 (0.1)
고1	-	--	-	--	-	--	9,273	3.0 (0.2)	8,907	1.2 (0.1)	8,461	1.6 (0.2)
고2	-	--	-	--	-	--	9,044	4.4 (0.3)	8,907	1.8 (0.1)	8,647	2.1 (0.2)
고3	-	--	-	--	-	--	9,602	4.9 (0.3)	8,173	2.3 (0.2)	7,725	2.8 (0.2)
학교급												
중학교	-	--	-	--	-	--	29,384	1.0 (0.1)	28,961	0.4 (0.0)	30,015	0.6 (0.0)
고등학교	-	--	-	--	-	--	27,919	4.1 (0.2)	25,987	1.8 (0.1)	24,833	2.2 (0.1)
남학생												
전체	-	--	-	--	-	--	29,841	4.0 (0.2)	28,353	1.6 (0.1)	28,401	1.8 (0.1)
학년												
중1	-	--	-	--	-	--	5,126	0.2 (0.1)*	5,098	0.2 (0.1)*	5,156	0.3 (0.1)*
중2	-	--	-	--	-	--	5,039	1.4 (0.2)	4,823	0.4 (0.1)	5,326	0.7 (0.1)
중3	-	--	-	--	-	--	5,236	2.4 (0.3)	4,909	0.9 (0.1)	5,104	1.1 (0.2)
고1	-	--	-	--	-	--	4,782	4.2 (0.3)	4,602	1.8 (0.2)	4,456	2.1 (0.2)
고2	-	--	-	--	-	--	4,662	6.9 (0.4)	4,631	2.7 (0.2)	4,478	2.8 (0.2)
고3	-	--	-	--	-	--	4,996	7.8 (0.5)	4,290	3.6 (0.3)	3,881	4.0 (0.3)
학교급												
중학교	-	--	-	--	-	--	15,401	1.4 (0.1)	14,830	0.5 (0.1)	15,586	0.7 (0.1)
고등학교	-	--	-	--	-	--	14,440	6.3 (0.3)	13,523	2.7 (0.2)	12,815	3.0 (0.2)
여학생												
전체	-	--	-	--	-	--	27,462	1.2 (0.1)	26,595	0.5 (0.0)	26,447	0.8 (0.1)
학년												
중1	-	--	-	--	-	--	4,612	0.2 (0.1)*	4,907	0.1 (0.0)*	4,860	0.2 (0.1)*
중2	-	--	-	--	-	--	4,626	1.0 (0.1)	4,741	0.3 (0.1)*	4,909	0.6 (0.1)
중3	-	--	-	--	-	--	4,745	0.7 (0.1)	4,483	0.5 (0.1)	4,660	0.7 (0.1)
고1	-	--	-	--	-	--	4,491	1.6 (0.2)	4,305	0.6 (0.1)	4,005	1.1 (0.2)
고2	-	--	-	--	-	--	4,382	1.6 (0.2)	4,276	0.8 (0.1)	4,169	1.2 (0.2)
고3	-	--	-	--	-	--	4,606	1.8 (0.2)	3,883	1.0 (0.2)	3,844	1.4 (0.2)
학교급												
중학교	-	--	-	--	-	--	13,983	0.6 (0.1)	14,131	0.3 (0.0)	14,429	0.5 (0.1)
고등학교	-	--	-	--	-	--	13,479	1.7 (0.1)	12,464	0.8 (0.1)	12,018	1.2 (0.1)

* 최근 30일 동안 1일 이상 쉐련형 전자담배(가열담배, 예)아이코스, 글로, 릴 등)를 사용한 사람의 분율

* '19년 설문문항 추가

* 변동계수(coefficient of variation): * 25-50%, ** 50% 이상

결과표22. 평생 음주 경험률

(단위: %)

구분	'10		'11		'12		'13		'14		'15	
	분석대상자수	분율(표준오차)	분석대상자수	분율(표준오차)	분석대상자수	분율(표준오차)	분석대상자수	분율(표준오차)	분석대상자수	분율(표준오차)	분석대상자수	분율(표준오차)
전체												
전체	73,238	54.8 (0.4)	75,643	51.0 (0.3)	74,186	47.0 (0.4)	72,435	43.5 (0.4)	72,060	43.0 (0.4)	68,043	40.8 (0.4)
학년												
중1	12,468	35.8 (0.6)	12,728	29.0 (0.6)	12,362	25.1 (0.5)	12,199	23.4 (0.5)	11,661	22.9 (0.5)	10,786	20.6 (0.5)
중2	12,499	41.5 (0.6)	12,903	36.9 (0.5)	12,384	32.1 (0.5)	12,113	29.7 (0.5)	12,275	27.7 (0.6)	11,442	25.5 (0.5)
중3	12,603	49.7 (0.6)	12,843	44.7 (0.6)	12,551	40.2 (0.6)	12,218	36.2 (0.6)	12,220	36.0 (0.6)	12,071	31.2 (0.6)
고1	12,021	60.3 (0.7)	12,569	57.2 (0.6)	12,451	51.7 (0.6)	12,028	47.0 (0.6)	11,824	46.0 (0.6)	11,122	42.5 (0.7)
고2	12,124	68.8 (0.7)	12,508	67.1 (0.6)	12,315	62.0 (0.7)	11,865	58.7 (0.7)	12,152	56.1 (0.7)	11,113	56.8 (0.7)
고3	11,523	72.6 (0.6)	12,092	70.2 (0.7)	12,123	68.9 (0.6)	12,012	63.7 (0.7)	11,928	65.5 (0.7)	11,509	61.6 (0.7)
학교급												
중학교	37,570	42.4 (0.4)	38,474	37.0 (0.3)	37,297	32.6 (0.4)	36,530	29.8 (0.4)	36,156	29.1 (0.4)	34,299	26.2 (0.4)
고등학교	35,668	67.2 (0.5)	37,169	64.7 (0.5)	36,889	60.8 (0.5)	35,905	56.5 (0.5)	35,904	55.9 (0.5)	33,744	53.7 (0.5)
남학생												
전체	38,391	57.1 (0.5)	37,873	53.8 (0.5)	38,221	51.0 (0.5)	36,655	48.0 (0.5)	36,470	48.4 (0.5)	35,204	46.3 (0.5)
학년												
중1	6,519	38.6 (0.9)	6,548	30.7 (0.7)	6,364	27.3 (0.7)	6,411	25.7 (0.7)	6,078	26.2 (0.7)	5,576	24.5 (0.7)
중2	6,620	43.3 (0.7)	6,413	38.9 (0.7)	6,394	34.2 (0.7)	6,261	33.0 (0.6)	6,331	32.3 (0.8)	6,038	28.7 (0.7)
중3	6,817	51.9 (0.7)	6,589	46.5 (0.7)	6,525	44.7 (0.8)	6,249	41.0 (0.8)	6,154	41.3 (0.7)	6,244	36.6 (0.7)
고1	6,229	62.6 (0.9)	6,386	60.7 (0.7)	6,606	56.4 (0.8)	6,098	53.0 (0.7)	6,048	51.4 (0.8)	5,785	49.5 (0.9)
고2	6,273	70.9 (1.0)	5,954	70.6 (0.8)	6,221	66.8 (0.9)	5,595	64.2 (0.9)	6,009	63.8 (0.8)	5,777	63.2 (0.8)
고3	5,933	74.7 (0.8)	5,983	73.4 (0.9)	6,111	73.5 (0.8)	6,041	68.8 (0.8)	5,850	71.7 (0.9)	5,784	68.0 (0.9)
학교급												
중학교	19,956	44.7 (0.5)	19,550	38.8 (0.4)	19,283	35.6 (0.5)	18,921	33.3 (0.5)	18,563	33.5 (0.5)	17,858	30.4 (0.5)
고등학교	18,435	69.3 (0.6)	18,323	68.2 (0.5)	18,938	65.5 (0.6)	17,734	62.0 (0.6)	17,907	62.3 (0.6)	17,346	60.3 (0.6)
여학생												
전체	34,847	52.2 (0.6)	37,770	47.9 (0.5)	35,965	42.6 (0.6)	35,780	38.5 (0.5)	35,590	37.0 (0.5)	32,839	34.9 (0.6)
학년												
중1	5,949	32.9 (0.8)	6,180	27.1 (0.8)	5,998	22.7 (0.7)	5,788	21.0 (0.6)	5,583	19.3 (0.6)	5,210	16.2 (0.6)
중2	5,879	39.5 (0.9)	6,490	34.8 (0.7)	5,990	29.8 (0.7)	5,852	26.1 (0.8)	5,944	22.7 (0.7)	5,404	22.0 (0.6)
중3	5,786	47.1 (0.9)	6,254	42.6 (0.8)	6,026	35.2 (0.7)	5,969	30.9 (0.7)	6,066	30.2 (0.8)	5,827	25.3 (0.7)
고1	5,792	57.8 (1.2)	6,183	53.2 (0.9)	5,845	46.5 (0.9)	5,930	40.7 (0.7)	5,776	40.0 (0.9)	5,337	34.7 (0.8)
고2	5,851	66.4 (1.0)	6,554	63.1 (1.0)	6,094	56.7 (1.0)	6,270	52.7 (1.0)	6,143	47.9 (0.8)	5,336	49.9 (1.0)
고3	5,590	70.2 (0.9)	6,109	66.7 (1.0)	6,012	63.7 (0.9)	5,971	58.1 (0.9)	6,078	58.6 (0.9)	5,725	54.7 (1.0)
학교급												
중학교	17,614	39.9 (0.5)	18,924	35.0 (0.5)	18,014	29.4 (0.4)	17,609	26.0 (0.5)	17,593	24.2 (0.5)	16,441	21.5 (0.4)
고등학교	17,233	64.8 (0.7)	18,846	60.9 (0.7)	17,951	55.6 (0.7)	18,171	50.4 (0.6)	17,997	48.9 (0.6)	16,398	46.6 (0.7)

* 평생 동안 1잔 이상 술을 마셔본 적이 있는 사람의 분율

(계속: 평생 음주 경험률)

(단위: %)

구분	'16		'17		'18		'19		'20		'21	
	분석대상자수	분율(표준오차)	분석대상자수	분율(표준오차)	분석대상자수	분율(표준오차)	분석대상자수	분율(표준오차)	분석대상자수	분율(표준오차)	분석대상자수	분율(표준오차)
전체												
전체	65,528	38.8 (0.4)	62,276	40.2 (0.4)	60,040	42.3 (0.4)	57,303	39.4 (0.4)	54,948	33.4 (0.4)	54,848	32.9 (0.4)
학년												
중1	10,483	19.2 (0.5)	10,189	20.6 (0.5)	9,847	20.6 (0.6)	9,738	19.4 (0.5)	10,005	17.0 (0.5)	10,016	17.0 (0.5)
중2	10,517	23.0 (0.5)	10,377	26.7 (0.5)	10,092	27.8 (0.6)	9,665	25.6 (0.6)	9,564	21.5 (0.5)	10,235	22.0 (0.5)
중3	11,219	29.7 (0.6)	10,319	31.6 (0.6)	10,290	36.1 (0.6)	9,981	33.4 (0.6)	9,392	27.7 (0.6)	9,764	27.9 (0.5)
고1	11,355	40.6 (0.7)	10,165	40.7 (0.6)	9,260	43.9 (0.7)	9,273	42.7 (0.7)	8,907	35.7 (0.7)	8,461	35.6 (0.7)
고2	11,070	51.8 (0.7)	10,800	53.2 (0.7)	10,039	53.8 (0.7)	9,044	51.8 (0.8)	8,907	44.9 (0.7)	8,647	45.1 (0.7)
고3	10,884	60.4 (0.7)	10,426	60.0 (0.7)	10,512	63.1 (0.7)	9,602	59.5 (0.7)	8,173	54.2 (0.7)	7,725	50.8 (0.8)
학교급												
중학교	32,219	24.2 (0.4)	30,885	26.3 (0.3)	30,229	28.4 (0.4)	29,384	26.2 (0.4)	28,961	21.8 (0.3)	30,015	22.2 (0.4)
고등학교	33,309	50.9 (0.5)	31,391	51.6 (0.5)	29,811	54.3 (0.5)	27,919	51.5 (0.5)	25,987	44.9 (0.5)	24,833	44.0 (0.5)
남학생												
전체	33,803	43.5 (0.5)	31,624	44.0 (0.5)	30,463	46.4 (0.5)	29,841	43.0 (0.5)	28,353	37.5 (0.5)	28,401	37.6 (0.5)
학년												
중1	5,516	22.8 (0.7)	5,178	24.1 (0.7)	4,960	25.6 (0.7)	5,126	22.6 (0.7)	5,098	20.9 (0.7)	5,156	20.9 (0.7)
중2	5,466	27.0 (0.8)	5,272	30.6 (0.7)	5,137	31.5 (0.8)	5,039	27.8 (0.8)	4,823	24.6 (0.7)	5,326	26.1 (0.7)
중3	5,760	34.4 (0.7)	5,202	34.6 (0.7)	5,231	40.2 (0.8)	5,236	36.4 (0.8)	4,909	30.3 (0.7)	5,104	31.8 (0.7)
고1	5,861	46.8 (0.8)	5,069	44.9 (0.9)	4,805	49.1 (0.8)	4,782	47.7 (0.8)	4,602	39.8 (0.9)	4,456	40.3 (0.9)
고2	5,744	56.4 (1.0)	5,610	57.5 (0.8)	5,110	57.2 (0.9)	4,662	55.8 (0.9)	4,631	49.8 (0.9)	4,478	51.2 (0.9)
고3	5,456	65.2 (0.9)	5,293	63.5 (0.9)	5,220	66.4 (0.8)	4,996	63.3 (0.8)	4,290	59.2 (0.9)	3,881	56.1 (1.0)
학교급												
중학교	16,742	28.3 (0.5)	15,652	29.8 (0.4)	15,328	32.7 (0.5)	15,401	29.0 (0.5)	14,830	25.1 (0.4)	15,586	26.2 (0.5)
고등학교	17,061	56.1 (0.6)	15,972	55.6 (0.6)	15,135	58.2 (0.6)	14,440	55.8 (0.6)	13,523	49.6 (0.6)	12,815	49.4 (0.6)
여학생												
전체	31,725	33.6 (0.6)	30,652	36.1 (0.6)	29,577	37.8 (0.6)	27,462	35.5 (0.6)	26,595	29.1 (0.5)	26,447	27.8 (0.5)
학년												
중1	4,967	15.3 (0.6)	5,011	16.9 (0.6)	4,887	15.3 (0.7)	4,612	15.9 (0.6)	4,907	12.8 (0.6)	4,860	12.8 (0.6)
중2	5,051	18.7 (0.7)	5,105	22.5 (0.7)	4,955	23.7 (0.7)	4,626	23.3 (0.8)	4,741	18.3 (0.7)	4,909	17.6 (0.6)
중3	5,459	24.5 (0.7)	5,117	28.2 (0.7)	5,059	31.6 (0.8)	4,745	30.2 (0.8)	4,483	24.9 (0.8)	4,660	23.7 (0.8)
고1	5,494	33.9 (0.9)	5,096	36.2 (0.9)	4,455	38.2 (1.0)	4,491	37.2 (0.9)	4,305	31.3 (0.8)	4,005	30.6 (0.9)
고2	5,326	46.8 (1.0)	5,190	48.5 (1.0)	4,929	50.1 (1.0)	4,382	47.3 (1.1)	4,276	39.6 (1.0)	4,169	38.5 (0.9)
고3	5,428	55.2 (1.0)	5,133	56.2 (1.2)	5,292	59.4 (1.0)	4,606	55.4 (1.1)	3,883	48.6 (1.1)	3,844	45.0 (1.1)
학교급												
중학교	15,477	19.7 (0.5)	15,233	22.5 (0.4)	14,901	23.8 (0.5)	13,983	23.2 (0.5)	14,131	18.4 (0.4)	14,429	17.9 (0.4)
고등학교	16,248	45.2 (0.7)	15,419	47.3 (0.7)	14,676	50.0 (0.7)	13,479	46.9 (0.8)	12,464	39.8 (0.7)	12,018	38.2 (0.7)

결과표23. 현재 음주율

(단위: %)

구분	'10		'11		'12		'13		'14		'15	
	분석대상자수	분율(표준오차)	분석대상자수	분율(표준오차)	분석대상자수	분율(표준오차)	분석대상자수	분율(표준오차)	분석대상자수	분율(표준오차)	분석대상자수	분율(표준오차)
전체												
전체	73,238	21.1 (0.3)	75,642	20.6 (0.3)	74,186	19.4 (0.3)	72,435	16.3 (0.3)	72,060	16.7 (0.3)	68,043	16.7 (0.3)
학년												
중1	12,468	9.6 (0.3)	12,728	8.3 (0.3)	12,362	6.6 (0.3)	12,199	5.4 (0.2)	11,661	4.9 (0.2)	10,786	4.6 (0.2)
중2	12,499	12.8 (0.4)	12,903	11.8 (0.3)	12,384	9.8 (0.3)	12,113	7.8 (0.3)	12,275	7.5 (0.3)	11,442	7.1 (0.3)
중3	12,603	17.3 (0.4)	12,843	15.6 (0.4)	12,551	14.3 (0.4)	12,218	11.7 (0.4)	12,220	12.2 (0.3)	12,071	10.0 (0.3)
고1	12,021	24.4 (0.7)	12,568	24.3 (0.6)	12,451	22.4 (0.6)	12,028	17.6 (0.5)	11,824	18.2 (0.5)	11,122	17.6 (0.5)
고2	12,124	30.2 (0.7)	12,508	30.6 (0.7)	12,315	30.0 (0.7)	11,865	26.5 (0.7)	12,152	25.6 (0.6)	11,113	27.5 (0.7)
고3	11,523	32.1 (0.8)	12,092	32.3 (0.8)	12,123	32.2 (0.7)	12,012	27.3 (0.7)	11,928	29.8 (0.7)	11,509	29.5 (0.7)
학교급												
중학교	37,570	13.3 (0.2)	38,474	12.0 (0.2)	37,297	10.3 (0.2)	36,530	8.3 (0.2)	36,156	8.3 (0.2)	34,299	7.4 (0.2)
고등학교	35,668	28.9 (0.5)	37,168	29.0 (0.5)	36,889	28.2 (0.5)	35,905	23.8 (0.5)	35,904	24.6 (0.4)	33,744	24.9 (0.5)
남학생												
전체	38,391	23.5 (0.4)	37,873	23.7 (0.4)	38,221	22.7 (0.4)	36,655	19.4 (0.4)	36,470	20.5 (0.4)	35,204	20.0 (0.4)
학년												
중1	6,519	10.4 (0.4)	6,548	8.3 (0.4)	6,364	6.7 (0.4)	6,411	6.0 (0.3)	6,078	5.6 (0.3)	5,576	5.5 (0.3)
중2	6,620	13.1 (0.5)	6,413	12.5 (0.4)	6,394	10.3 (0.4)	6,261	8.3 (0.4)	6,331	8.8 (0.4)	6,038	8.1 (0.4)
중3	6,817	18.5 (0.6)	6,589	17.3 (0.6)	6,525	16.7 (0.5)	6,249	14.1 (0.5)	6,154	14.9 (0.5)	6,244	11.9 (0.5)
고1	6,229	27.6 (0.8)	6,386	28.7 (0.7)	6,606	26.8 (0.8)	6,098	22.0 (0.7)	6,048	21.9 (0.7)	5,785	22.1 (0.7)
고2	6,273	34.2 (1.0)	5,954	35.4 (1.0)	6,221	35.0 (0.9)	5,595	31.7 (0.9)	6,009	32.4 (0.8)	5,777	31.9 (0.9)
고3	5,933	37.0 (1.1)	5,983	38.7 (1.1)	6,111	38.5 (0.9)	6,041	32.6 (1.0)	5,850	37.0 (0.9)	5,784	35.7 (0.9)
학교급												
중학교	19,956	14.1 (0.3)	19,550	12.8 (0.3)	19,283	11.3 (0.3)	18,921	9.5 (0.2)	18,563	9.9 (0.3)	17,858	8.8 (0.2)
고등학교	18,435	32.9 (0.6)	18,323	34.2 (0.7)	18,938	33.4 (0.6)	17,734	28.8 (0.6)	17,907	30.5 (0.5)	17,346	30.0 (0.6)
여학생												
전체	34,847	18.3 (0.4)	37,769	17.1 (0.3)	35,965	15.8 (0.4)	35,780	12.8 (0.3)	35,590	12.6 (0.3)	32,839	13.1 (0.4)
학년												
중1	5,949	8.7 (0.5)	6,180	8.4 (0.5)	5,998	6.4 (0.4)	5,788	4.6 (0.3)	5,583	4.2 (0.3)	5,210	3.5 (0.3)
중2	5,879	12.4 (0.6)	6,490	11.1 (0.5)	5,990	9.2 (0.5)	5,852	7.3 (0.5)	5,944	6.1 (0.3)	5,404	5.9 (0.4)
중3	5,786	15.9 (0.6)	6,254	13.6 (0.5)	6,026	11.7 (0.5)	5,969	9.1 (0.4)	6,066	9.3 (0.4)	5,827	7.9 (0.4)
고1	5,792	20.8 (1.0)	6,182	19.4 (0.7)	5,845	17.5 (0.7)	5,930	12.8 (0.6)	5,776	14.1 (0.6)	5,337	12.7 (0.6)
고2	5,851	25.6 (0.9)	6,554	25.3 (0.9)	6,094	24.5 (1.1)	6,270	20.9 (0.8)	6,143	18.3 (0.7)	5,336	22.7 (0.9)
고3	5,590	26.6 (1.1)	6,109	25.1 (0.9)	6,012	25.1 (1.0)	5,971	21.5 (0.8)	6,078	21.9 (0.7)	5,725	22.7 (0.9)
학교급												
중학교	17,614	12.4 (0.4)	18,924	11.1 (0.3)	18,014	9.2 (0.3)	17,609	7.0 (0.3)	17,593	6.6 (0.2)	16,441	5.9 (0.2)
고등학교	17,233	24.3 (0.7)	18,845	23.2 (0.6)	17,951	22.3 (0.7)	18,171	18.4 (0.5)	17,997	18.2 (0.5)	16,398	19.4 (0.6)

* 최근 30일 동안 1잔 이상 술을 마신 적이 있는 사람의 분율

(계속: 현재 음주율)

(단위: %)

구분	'16		'17		'18		'19		'20		'21	
	분석대상자수	분율(표준오차)	분석대상자수	분율(표준오차)	분석대상자수	분율(표준오차)	분석대상자수	분율(표준오차)	분석대상자수	분율(표준오차)	분석대상자수	분율(표준오차)
전체												
전체	65,528	15.0 (0.3)	62,276	16.1 (0.3)	60,040	16.9 (0.3)	57,303	15.0 (0.2)	54,948	10.7 (0.2)	54,848	10.7 (0.2)
학년												
중1	10,483	3.7 (0.2)	10,189	4.2 (0.2)	9,847	4.1 (0.3)	9,738	3.9 (0.2)	10,005	3.7 (0.2)	10,016	3.4 (0.2)
중2	10,517	5.9 (0.3)	10,377	7.7 (0.3)	10,092	8.1 (0.3)	9,665	7.4 (0.3)	9,564	4.9 (0.2)	10,235	5.4 (0.3)
중3	11,219	9.6 (0.3)	10,319	11.0 (0.4)	10,290	12.8 (0.4)	9,981	11.2 (0.4)	9,392	7.8 (0.3)	9,764	8.2 (0.3)
고1	11,355	16.6 (0.5)	10,165	16.5 (0.5)	9,260	18.1 (0.5)	9,273	17.1 (0.5)	8,907	10.9 (0.4)	8,461	12.1 (0.4)
고2	11,070	22.4 (0.7)	10,800	25.1 (0.6)	10,039	24.7 (0.6)	9,044	22.8 (0.6)	8,907	15.8 (0.5)	8,647	16.4 (0.5)
고3	10,884	26.9 (0.6)	10,426	26.9 (0.7)	10,512	28.6 (0.6)	9,602	25.3 (0.6)	8,173	20.9 (0.6)	7,725	19.3 (0.6)
학교급												
중학교	32,219	6.5 (0.2)	30,885	7.6 (0.2)	30,229	8.5 (0.2)	29,384	7.6 (0.2)	28,961	5.4 (0.1)	30,015	5.6 (0.2)
고등학교	33,309	21.9 (0.4)	31,391	23.0 (0.4)	29,811	24.2 (0.4)	27,919	21.8 (0.4)	25,987	15.9 (0.4)	24,833	16.0 (0.4)
남학생												
전체	33,803	17.2 (0.4)	31,624	18.2 (0.4)	30,463	18.7 (0.4)	29,841	16.9 (0.3)	28,353	12.1 (0.3)	28,401	12.4 (0.3)
학년												
중1	5,516	4.4 (0.3)	5,178	5.0 (0.3)	4,960	5.2 (0.4)	5,126	4.2 (0.3)	5,098	4.2 (0.3)	5,156	3.6 (0.3)
중2	5,466	6.8 (0.4)	5,272	8.4 (0.4)	5,137	8.9 (0.5)	5,039	7.5 (0.4)	4,823	5.1 (0.3)	5,326	5.8 (0.4)
중3	5,760	10.9 (0.5)	5,202	11.9 (0.5)	5,231	13.9 (0.6)	5,236	12.1 (0.5)	4,909	8.3 (0.4)	5,104	9.3 (0.5)
고1	5,861	19.3 (0.7)	5,069	18.6 (0.6)	4,805	20.3 (0.7)	4,782	19.5 (0.6)	4,602	12.7 (0.6)	4,456	14.3 (0.6)
고2	5,744	25.9 (0.9)	5,610	28.7 (0.8)	5,110	26.5 (0.8)	4,662	25.8 (0.8)	4,631	18.2 (0.7)	4,478	19.2 (0.7)
고3	5,456	30.9 (0.9)	5,293	30.8 (0.8)	5,220	31.7 (0.8)	4,996	29.2 (0.8)	4,290	24.0 (0.9)	3,881	22.7 (0.8)
학교급												
중학교	16,742	7.5 (0.2)	15,652	8.5 (0.2)	15,328	9.5 (0.3)	15,401	8.0 (0.2)	14,830	5.8 (0.2)	15,586	6.2 (0.2)
고등학교	17,061	25.3 (0.5)	15,972	26.2 (0.5)	15,135	26.6 (0.5)	14,440	25.0 (0.5)	13,523	18.3 (0.5)	12,815	18.8 (0.5)
여학생												
전체	31,725	12.5 (0.4)	30,652	13.7 (0.4)	29,577	14.9 (0.4)	27,462	13.0 (0.3)	26,595	9.1 (0.3)	26,447	8.9 (0.2)
학년												
중1	4,967	3.1 (0.3)	5,011	3.3 (0.3)	4,887	2.9 (0.3)	4,612	3.6 (0.3)	4,907	3.0 (0.3)	4,860	3.1 (0.3)
중2	5,051	4.9 (0.3)	5,105	6.8 (0.4)	4,955	7.2 (0.5)	4,626	7.3 (0.4)	4,741	4.8 (0.4)	4,909	5.0 (0.3)
중3	5,459	8.3 (0.5)	5,117	10.0 (0.5)	5,059	11.6 (0.5)	4,745	10.3 (0.6)	4,483	7.4 (0.4)	4,660	7.2 (0.4)
고1	5,494	13.6 (0.6)	5,096	14.3 (0.7)	4,455	15.7 (0.7)	4,491	14.6 (0.7)	4,305	9.0 (0.5)	4,005	9.8 (0.6)
고2	5,326	18.7 (0.8)	5,190	21.1 (0.8)	4,929	22.7 (0.9)	4,382	19.6 (0.8)	4,276	13.2 (0.6)	4,169	13.4 (0.6)
고3	5,428	22.6 (0.9)	5,133	22.7 (1.0)	5,292	25.1 (0.9)	4,606	21.0 (0.8)	3,883	17.5 (0.8)	3,844	15.6 (0.7)
학교급												
중학교	15,477	5.5 (0.2)	15,233	6.7 (0.2)	14,901	7.4 (0.3)	13,983	7.1 (0.3)	14,131	5.0 (0.2)	14,429	5.0 (0.2)
고등학교	16,248	18.3 (0.6)	15,419	19.5 (0.6)	14,676	21.5 (0.6)	13,479	18.4 (0.5)	12,464	13.2 (0.5)	12,018	13.0 (0.4)

결과표24. 중1 학생의 중학교 입학 전 음주 경험률

(단위: %)

구 분	'10		'11		'12		'13		'14		'15	
	분석대상자수	분율(표준오차)	분석대상자수	분율(표준오차)	분석대상자수	분율(표준오차)	분석대상자수	분율(표준오차)	분석대상자수	분율(표준오차)	분석대상자수	분율(표준오차)
전 체	12,444	26.8 (0.5)	12,713	21.4 (0.5)	12,349	21.0 (0.5)	12,191	20.0 (0.4)	11,655	19.4 (0.5)	10,770	17.5 (0.5)
남학생	6,507	29.7 (0.7)	6,538	22.9 (0.6)	6,351	23.2 (0.6)	6,407	21.7 (0.6)	6,074	22.1 (0.6)	5,567	20.7 (0.6)
여학생	5,937	23.6 (0.7)	6,175	19.8 (0.6)	5,998	18.7 (0.6)	5,784	18.0 (0.6)	5,581	16.6 (0.6)	5,203	13.9 (0.5)

※ 중학교 1학년 학생 중에서 중학교 입학하기 이전에 1잔 이상 술을 마셔본 적이 있는 사람의 분율

결과표25. 처음 음주 경험 연령

(단위: 세)

구 분	'10		'11		'12		'13		'14		'15	
	분석대상자수	평균(표준오차)	분석대상자수	평균(표준오차)	분석대상자수	평균(표준오차)	분석대상자수	평균(표준오차)	분석대상자수	평균(표준오차)	분석대상자수	평균(표준오차)
전 체	39,886	12.8 (0.0)	38,303	13.0 (0.0)	34,718	12.8 (0.0)	31,520	12.9 (0.0)	30,251	12.9 (0.0)	26,904	13.1 (0.0)
남학생	21,607	12.7 (0.0)	19,981	12.9 (0.0)	19,325	12.7 (0.0)	17,385	12.8 (0.0)	17,122	12.8 (0.0)	15,714	12.9 (0.0)
여학생	18,279	13.0 (0.0)	18,322	13.1 (0.0)	15,393	12.9 (0.0)	14,135	13.0 (0.0)	13,129	13.1 (0.0)	11,190	13.3 (0.0)

※ 평생 음주 경험자 중에서 처음으로 1잔 이상 술을 마신 연령의 평균

(계속: 중 1학생의 중학교 입학 전 음주 경험률)

(단위: %)

구분	'16		'17		'18		'19		'20		'21	
	분석대상자수	분율(표준오차)	분석대상자수	분율(표준오차)	분석대상자수	분율(표준오차)	분석대상자수	분율(표준오차)	분석대상자수	분율(표준오차)	분석대상자수	분율(표준오차)
전체	10,475	16.0 (0.4)	10,181	16.9 (0.5)	9,843	17.4 (0.5)	9,731	16.0 (0.5)	10,005	13.5 (0.4)	10,010	12.8 (0.4)
남학생	5,512	19.4 (0.6)	5,174	20.2 (0.6)	4,957	21.6 (0.6)	5,121	19.3 (0.7)	5,098	17.3 (0.6)	5,152	16.1 (0.6)
여학생	4,963	12.3 (0.5)	5,007	13.4 (0.5)	4,886	12.8 (0.6)	4,610	12.5 (0.6)	4,907	9.4 (0.5)	4,858	9.2 (0.5)

(계속: 처음 음주 경험 연령)

(단위: 세)

구분	'16		'17		'18		'19		'20		'21	
	분석대상자수	평균(표준오차)	분석대상자수	평균(표준오차)	분석대상자수	평균(표준오차)	분석대상자수	평균(표준오차)	분석대상자수	평균(표준오차)	분석대상자수	평균(표준오차)
전체	24,570	13.2 (0.0)	24,109	13.2 (0.0)	24,480	13.3 (0.0)	22,062	13.2 (0.0)	18,259	13.4 (0.0)	17,833	13.2 (0.0)
남학생	14,147	13.0 (0.0)	13,434	12.9 (0.0)	13,541	13.0 (0.0)	12,477	12.9 (0.0)	10,513	13.2 (0.0)	10,481	13.0 (0.0)
여학생	10,423	13.5 (0.0)	10,675	13.5 (0.0)	10,939	13.7 (0.0)	9,585	13.5 (0.0)	7,746	13.7 (0.0)	7,352	13.6 (0.0)

결과표26. 위험음주율

(단위: %)

구분	'10		'11		'12		'13		'14		'15	
	분석대상자수	분율(표준오차)	분석대상자수	분율(표준오차)	분석대상자수	분율(표준오차)	분석대상자수	분율(표준오차)	분석대상자수	분율(표준오차)	분석대상자수	분율(표준오차)
전체												
전체	73,238	9.9 (0.2)	75,642	10.0 (0.2)	74,186	9.2 (0.2)	72,435	7.6 (0.2)	72,060	7.9 (0.2)	68,043	8.4 (0.2)
학년												
중1	12,468	1.7 (0.1)	12,728	1.6 (0.1)	12,362	1.3 (0.1)	12,199	0.6 (0.1)	11,661	0.6 (0.1)	10,786	0.4 (0.1)
중2	12,499	3.6 (0.2)	12,903	3.5 (0.2)	12,384	2.8 (0.2)	12,113	2.2 (0.2)	12,275	1.6 (0.1)	11,442	1.4 (0.1)
중3	12,603	6.6 (0.3)	12,843	6.3 (0.3)	12,551	5.3 (0.3)	12,218	4.2 (0.2)	12,220	4.2 (0.2)	12,071	3.7 (0.2)
고1	12,021	11.9 (0.4)	12,568	12.5 (0.4)	12,451	10.8 (0.4)	12,028	7.7 (0.3)	11,824	8.3 (0.3)	11,122	9.0 (0.4)
고2	12,124	16.6 (0.5)	12,508	16.8 (0.5)	12,315	16.3 (0.5)	11,865	13.8 (0.5)	12,152	13.9 (0.5)	11,113	15.2 (0.5)
고3	11,523	19.4 (0.6)	12,092	19.3 (0.6)	12,123	18.3 (0.6)	12,012	16.3 (0.5)	11,928	17.7 (0.5)	11,509	17.8 (0.6)
학교급												
중학교	37,570	4.0 (0.1)	38,474	3.8 (0.1)	37,297	3.2 (0.1)	36,530	2.4 (0.1)	36,156	2.2 (0.1)	34,299	2.0 (0.1)
고등학교	35,668	15.9 (0.4)	37,168	16.1 (0.4)	36,889	15.1 (0.4)	35,905	12.6 (0.3)	35,904	13.3 (0.3)	33,744	14.1 (0.4)
남학생												
전체	38,391	10.4 (0.3)	37,873	11.0 (0.3)	38,221	10.3 (0.3)	36,655	8.7 (0.3)	36,470	9.5 (0.3)	35,204	9.6 (0.3)
학년												
중1	6,519	1.2 (0.2)	6,548	1.0 (0.1)	6,364	0.8 (0.2)	6,411	0.5 (0.1)	6,078	0.5 (0.1)	5,576	0.3 (0.1)*
중2	6,620	2.9 (0.3)	6,413	2.7 (0.2)	6,394	2.2 (0.2)	6,261	1.9 (0.2)	6,331	1.3 (0.2)	6,038	1.4 (0.2)
중3	6,817	5.8 (0.3)	6,589	6.1 (0.4)	6,525	5.4 (0.3)	6,249	4.5 (0.3)	6,154	4.6 (0.3)	6,244	4.1 (0.3)
고1	6,229	12.1 (0.6)	6,386	13.6 (0.5)	6,606	11.9 (0.5)	6,098	9.3 (0.5)	6,048	9.2 (0.4)	5,785	10.6 (0.5)
고2	6,273	18.1 (0.8)	5,954	18.5 (0.8)	6,221	18.6 (0.7)	5,595	15.5 (0.6)	6,009	17.6 (0.6)	5,777	16.9 (0.7)
고3	5,933	22.5 (0.8)	5,983	23.2 (0.9)	6,111	21.8 (0.8)	6,041	19.4 (0.8)	5,850	22.0 (0.8)	5,784	21.5 (0.8)
학교급												
중학교	19,956	3.4 (0.1)	19,550	3.3 (0.2)	19,283	2.8 (0.1)	18,921	2.3 (0.1)	18,563	2.2 (0.1)	17,858	2.1 (0.1)
고등학교	18,435	17.5 (0.5)	18,323	18.4 (0.5)	18,938	17.4 (0.5)	17,734	14.8 (0.5)	17,907	16.3 (0.4)	17,346	16.4 (0.5)
여학생												
전체	34,847	9.4 (0.3)	37,769	9.0 (0.2)	35,965	8.0 (0.3)	35,780	6.4 (0.2)	35,590	6.3 (0.2)	32,839	7.0 (0.3)
학년												
중1	5,949	2.3 (0.2)	6,180	2.2 (0.2)	5,998	1.8 (0.2)	5,788	0.8 (0.1)	5,583	0.7 (0.1)	5,210	0.5 (0.1)
중2	5,879	4.3 (0.3)	6,490	4.4 (0.3)	5,990	3.4 (0.3)	5,852	2.6 (0.3)	5,944	2.0 (0.2)	5,404	1.5 (0.2)
중3	5,786	7.4 (0.4)	6,254	6.4 (0.4)	6,026	5.2 (0.4)	5,969	3.8 (0.3)	6,066	3.7 (0.3)	5,827	3.4 (0.3)
고1	5,792	11.6 (0.8)	6,182	11.3 (0.6)	5,845	9.5 (0.6)	5,930	6.0 (0.4)	5,776	7.3 (0.5)	5,337	7.3 (0.4)
고2	5,851	14.9 (0.7)	6,554	14.8 (0.6)	6,094	13.7 (0.7)	6,270	11.9 (0.6)	6,143	10.0 (0.5)	5,336	13.3 (0.7)
고3	5,590	16.0 (0.9)	6,109	14.8 (0.6)	6,012	14.2 (0.8)	5,971	12.9 (0.6)	6,078	13.0 (0.6)	5,725	13.9 (0.8)
학교급												
중학교	17,614	4.7 (0.2)	18,924	4.4 (0.2)	18,014	3.5 (0.2)	17,609	2.4 (0.1)	17,593	2.2 (0.1)	16,441	1.9 (0.1)
고등학교	17,233	14.2 (0.6)	18,845	13.6 (0.4)	17,951	12.5 (0.5)	18,171	10.2 (0.4)	17,997	10.1 (0.4)	16,398	11.5 (0.5)

* 최근 30일 동안 1회 평균 음주량이 중등도 이상(남자: 소주 5잔 이상, 여자: 소주 3잔 이상)인 사람의 분율

* 변동계수(coefficient of variation): * 25-50%, ** 50% 이상

(계속: 위험음주율)

(단위: %)

구분	'16		'17		'18		'19		'20		'21	
	분석대상자수	분율(표준오차)	분석대상자수	분율(표준오차)	분석대상자수	분율(표준오차)	분석대상자수	분율(표준오차)	분석대상자수	분율(표준오차)	분석대상자수	분율(표준오차)
전체												
전체	65,528	7.5 (0.2)	62,276	8.2 (0.2)	60,040	8.9 (0.2)	57,303	7.8 (0.2)	54,948	5.2 (0.1)	54,848	4.9 (0.1)
학년												
중1	10,483	0.3 (0.1)	10,189	0.5 (0.1)	9,847	0.6 (0.1)	9,738	0.7 (0.1)	10,005	0.5 (0.1)	10,016	0.5 (0.1)
중2	10,517	1.3 (0.1)	10,377	2.2 (0.2)	10,092	2.6 (0.2)	9,665	2.5 (0.2)	9,564	1.3 (0.1)	10,235	1.5 (0.1)
중3	11,219	3.7 (0.2)	10,319	4.5 (0.3)	10,290	5.3 (0.3)	9,981	4.7 (0.3)	9,392	3.3 (0.2)	9,764	3.2 (0.2)
고1	11,355	8.2 (0.4)	10,165	8.1 (0.3)	9,260	9.4 (0.4)	9,273	9.2 (0.4)	8,907	5.4 (0.3)	8,461	5.7 (0.3)
고2	11,070	12.5 (0.5)	10,800	14.4 (0.5)	10,039	14.5 (0.5)	9,044	12.9 (0.5)	8,907	8.7 (0.3)	8,647	8.5 (0.3)
고3	10,884	16.2 (0.5)	10,426	16.3 (0.5)	10,512	17.2 (0.5)	9,602	15.4 (0.5)	8,173	12.2 (0.5)	7,725	10.2 (0.4)
학교급												
중학교	32,219	1.8 (0.1)	30,885	2.4 (0.1)	30,229	2.9 (0.1)	29,384	2.6 (0.1)	28,961	1.6 (0.1)	30,015	1.7 (0.1)
고등학교	33,309	12.3 (0.3)	31,391	13.1 (0.3)	29,811	14.0 (0.3)	27,919	12.6 (0.3)	25,987	8.7 (0.3)	24,833	8.2 (0.3)
남학생												
전체	33,803	8.5 (0.3)	31,624	8.8 (0.3)	30,463	9.1 (0.3)	29,841	8.2 (0.2)	28,353	5.6 (0.2)	28,401	5.3 (0.2)
학년												
중1	5,516	0.2 (0.1)*	5,178	0.4 (0.1)	4,960	0.5 (0.1)	5,126	0.4 (0.1)	5,098	0.3 (0.1)*	5,156	0.3 (0.1)
중2	5,466	1.1 (0.2)	5,272	2.1 (0.2)	5,137	2.2 (0.2)	5,039	1.8 (0.2)	4,823	1.0 (0.1)	5,326	1.2 (0.2)
중3	5,760	3.7 (0.3)	5,202	4.1 (0.3)	5,231	4.9 (0.3)	5,236	4.1 (0.3)	4,909	3.1 (0.3)	5,104	3.0 (0.3)
고1	5,861	8.6 (0.5)	5,069	8.3 (0.4)	4,805	9.9 (0.5)	4,782	9.7 (0.5)	4,602	5.9 (0.4)	4,456	6.3 (0.4)
고2	5,744	14.3 (0.6)	5,610	15.3 (0.6)	5,110	14.6 (0.6)	4,662	13.9 (0.7)	4,631	9.7 (0.5)	4,478	9.3 (0.5)
고3	5,456	19.3 (0.7)	5,293	18.7 (0.7)	5,220	19.0 (0.7)	4,996	17.0 (0.6)	4,290	13.4 (0.7)	3,881	11.9 (0.6)
학교급												
중학교	16,742	1.7 (0.1)	15,652	2.2 (0.1)	15,328	2.6 (0.2)	15,401	2.1 (0.1)	14,830	1.4 (0.1)	15,586	1.5 (0.1)
고등학교	17,061	14.0 (0.4)	15,972	14.3 (0.4)	15,135	14.8 (0.4)	14,440	13.6 (0.4)	13,523	9.7 (0.4)	12,815	9.2 (0.3)
여학생												
전체	31,725	6.5 (0.3)	30,652	7.6 (0.3)	29,577	8.6 (0.3)	27,462	7.5 (0.3)	26,595	4.8 (0.2)	26,447	4.4 (0.2)
학년												
중1	4,967	0.4 (0.1)	5,011	0.7 (0.1)	4,887	0.8 (0.2)	4,612	1.0 (0.2)	4,907	0.7 (0.1)	4,860	0.7 (0.1)
중2	5,051	1.4 (0.2)	5,105	2.3 (0.2)	4,955	3.1 (0.3)	4,626	3.2 (0.3)	4,741	1.7 (0.2)	4,909	1.9 (0.2)
중3	5,459	3.7 (0.3)	5,117	4.9 (0.4)	5,059	5.8 (0.3)	4,745	5.3 (0.4)	4,483	3.5 (0.3)	4,660	3.4 (0.3)
고1	5,494	7.8 (0.5)	5,096	7.8 (0.5)	4,455	9.0 (0.6)	4,491	8.7 (0.5)	4,305	4.9 (0.4)	4,005	5.0 (0.5)
고2	5,326	10.5 (0.6)	5,190	13.3 (0.7)	4,929	14.3 (0.7)	4,382	11.7 (0.6)	4,276	7.6 (0.5)	4,169	7.7 (0.5)
고3	5,428	12.9 (0.6)	5,133	13.8 (0.7)	5,292	15.3 (0.7)	4,606	13.6 (0.7)	3,883	10.8 (0.7)	3,844	8.3 (0.5)
학교급												
중학교	15,477	1.9 (0.1)	15,233	2.6 (0.2)	14,901	3.3 (0.2)	13,983	3.2 (0.2)	14,131	1.9 (0.1)	14,429	2.0 (0.1)
고등학교	16,248	10.4 (0.4)	15,419	11.8 (0.4)	14,676	13.1 (0.5)	13,479	11.4 (0.4)	12,464	7.7 (0.3)	12,018	7.1 (0.3)

결과표27. 현재 음주자의 위험음주율

(단위: %)

구분	'10		'11		'12		'13		'14		'15	
	분석대상자수	분율(표준오차)	분석대상자수	분율(표준오차)	분석대상자수	분율(표준오차)	분석대상자수	분율(표준오차)	분석대상자수	분율(표준오차)	분석대상자수	분율(표준오차)
전체												
전체	15,555	47.2 (0.6)	15,594	48.8 (0.6)	14,323	47.6 (0.6)	11,966	46.8 (0.6)	11,612	47.5 (0.6)	11,021	50.2 (0.6)
학년												
중1	1,211	18.1 (1.1)	1,049	19.4 (1.3)	805	19.3 (1.6)	658	11.5 (1.4)	577	12.1 (1.3)	494	8.6 (1.4)
중2	1,594	27.8 (1.3)	1,550	29.8 (1.2)	1,265	28.4 (1.5)	972	28.6 (1.7)	924	21.9 (1.5)	789	20.2 (1.5)
중3	2,163	38.0 (1.2)	2,035	40.2 (1.3)	1,846	37.1 (1.4)	1,471	35.7 (1.6)	1,496	34.1 (1.2)	1,198	37.4 (1.4)
고1	3,010	48.6 (1.2)	3,171	51.3 (1.1)	2,846	48.1 (1.0)	2,212	43.6 (1.3)	2,101	45.4 (1.2)	1,993	51.2 (1.2)
고2	3,803	55.0 (1.2)	3,897	54.7 (1.0)	3,668	54.2 (1.0)	3,161	52.0 (1.2)	3,055	54.4 (1.0)	3,081	55.3 (1.1)
고3	3,774	60.4 (1.0)	3,892	59.7 (1.0)	3,893	56.7 (0.9)	3,492	59.7 (0.9)	3,459	59.2 (0.9)	3,466	60.5 (0.9)
학교급												
중학교	4,968	30.0 (0.7)	4,634	32.1 (0.8)	3,916	30.7 (0.9)	3,101	28.3 (0.9)	2,997	26.2 (0.8)	2,481	26.8 (0.9)
고등학교	10,587	55.2 (0.7)	10,960	55.5 (0.7)	10,407	53.5 (0.7)	8,865	52.9 (0.7)	8,615	54.2 (0.6)	8,540	56.4 (0.7)
남학생												
전체	9,040	44.4 (0.7)	8,852	46.3 (0.8)	8,627	45.6 (0.8)	7,139	44.9 (0.8)	7,121	46.1 (0.7)	6,828	48.2 (0.8)
학년												
중1	676	11.9 (1.3)	552	12.4 (1.5)	431	12.3 (2.4)	391	7.7 (1.5)	328	8.4 (1.5)	310	5.2 (1.4)*
중2	872	21.9 (1.8)	815	21.3 (1.5)	663	21.2 (1.7)	529	23.0 (2.0)	545	14.8 (1.7)	484	16.7 (1.9)
중3	1,263	31.5 (1.5)	1,167	35.4 (1.5)	1,140	32.4 (1.5)	902	32.2 (1.9)	916	30.7 (1.5)	740	34.2 (1.8)
고1	1,766	43.7 (1.4)	1,872	47.2 (1.3)	1,781	44.4 (1.3)	1,403	42.1 (1.6)	1,304	41.9 (1.3)	1,291	47.9 (1.4)
고2	2,255	52.9 (1.5)	2,176	52.2 (1.3)	2,211	53.1 (1.2)	1,819	49.1 (1.4)	1,903	54.3 (1.1)	1,866	53.1 (1.3)
고3	2,208	60.7 (1.2)	2,270	60.0 (1.3)	2,401	56.7 (1.2)	2,095	59.5 (1.2)	2,125	59.3 (1.1)	2,137	60.2 (1.1)
학교급												
중학교	2,811	23.8 (0.8)	2,534	26.0 (1.0)	2,234	25.2 (1.1)	1,822	24.4 (1.2)	1,789	21.9 (1.0)	1,534	23.5 (1.2)
고등학교	6,229	53.2 (0.8)	6,318	53.7 (0.9)	6,393	52.1 (0.8)	5,317	51.3 (0.9)	5,332	53.4 (0.7)	5,294	54.7 (0.8)
여학생												
전체	6,515	51.3 (0.9)	6,742	52.5 (0.7)	5,696	50.8 (0.8)	4,827	49.9 (0.9)	4,491	49.9 (0.9)	4,193	53.6 (0.9)
학년												
중1	535	26.0 (2.3)	497	26.9 (2.2)	374	27.3 (2.3)	267	16.9 (2.4)	249	17.5 (2.4)	184	14.7 (2.7)
중2	722	34.7 (2.2)	735	40.0 (1.9)	602	37.2 (2.2)	443	35.5 (2.7)	379	33.3 (2.5)	305	25.4 (2.5)
중3	900	46.6 (1.8)	868	47.0 (2.1)	706	44.3 (2.3)	569	41.8 (2.4)	580	39.9 (2.2)	458	42.7 (2.5)
고1	1,244	55.9 (2.1)	1,299	58.2 (1.5)	1,065	54.5 (1.7)	809	46.6 (2.0)	797	51.3 (2.1)	702	57.5 (1.8)
고2	1,548	58.4 (1.8)	1,721	58.6 (1.4)	1,457	55.9 (1.7)	1,342	56.8 (1.6)	1,152	54.7 (1.6)	1,215	58.6 (1.6)
고3	1,566	60.1 (1.6)	1,622	59.1 (1.5)	1,492	56.8 (1.4)	1,397	60.0 (1.3)	1,334	59.0 (1.4)	1,329	60.9 (1.5)
학교급												
중학교	2,157	37.9 (1.2)	2,100	39.7 (1.2)	1,682	38.1 (1.4)	1,279	34.1 (1.5)	1,208	33.4 (1.5)	947	32.2 (1.6)
고등학교	4,358	58.3 (1.1)	4,642	58.7 (0.9)	4,014	55.9 (1.0)	3,548	55.7 (1.0)	3,283	55.6 (1.1)	3,246	59.3 (1.0)

* 현재 음주자 중에서 최근 30일 동안 1회 평균 음주량이 중등도 이상(남자: 소주 5잔 이상, 여자: 소주 3잔 이상)인 사람의 분율

* 변동계수(coefficient of variation): * 25-50%, ** 50% 이상

(계속: 현재 음주자의 위험음주율)

(단위: %)

구분	'16		'17		'18		'19		'20		'21	
	분석대상자수	분율(표준오차)	분석대상자수	분율(표준오차)	분석대상자수	분율(표준오차)	분석대상자수	분율(표준오차)	분석대상자수	분율(표준오차)	분석대상자수	분율(표준오차)
전체												
전체	9,429	50.4 (0.6)	9,597	51.3 (0.6)	9,667	52.5 (0.6)	8,400	52.2 (0.6)	5,892	49.0 (0.8)	5,803	45.5 (0.8)
학년												
중1	402	7.7 (1.5)	438	13.2 (1.6)	404	15.4 (1.8)	390	18.0 (2.3)	370	13.3 (1.9)	352	15.6 (2.1)
중2	635	21.5 (1.8)	771	29.3 (1.8)	797	32.4 (1.8)	714	33.4 (2.0)	486	27.1 (2.0)	577	27.7 (2.1)
중3	1,115	38.3 (1.5)	1,133	40.4 (1.7)	1,272	41.6 (1.4)	1,151	41.7 (1.6)	764	42.2 (1.9)	849	38.4 (1.9)
고1	1,866	49.7 (1.4)	1,702	48.8 (1.2)	1,722	52.1 (1.4)	1,577	53.9 (1.3)	1,008	49.5 (1.5)	1,031	46.7 (1.8)
고2	2,495	55.6 (1.1)	2,720	57.3 (1.0)	2,512	58.5 (1.2)	2,060	56.4 (1.3)	1,478	54.9 (1.4)	1,447	52.0 (1.4)
고3	2,916	60.3 (1.0)	2,833	60.6 (1.1)	2,960	60.3 (1.0)	2,508	60.9 (1.0)	1,786	58.2 (1.4)	1,547	52.7 (1.4)
학교급												
중학교	2,152	27.8 (1.1)	2,342	31.7 (1.1)	2,473	34.7 (1.0)	2,255	35.0 (1.1)	1,620	30.6 (1.3)	1,778	30.3 (1.2)
고등학교	7,277	56.0 (0.7)	7,255	56.7 (0.7)	7,194	57.9 (0.7)	6,145	57.6 (0.7)	4,272	55.1 (0.9)	4,025	51.0 (0.9)
남학생												
전체	5,548	49.1 (0.8)	5,562	48.5 (0.7)	5,329	48.9 (0.8)	4,841	48.4 (0.8)	3,427	46.2 (1.0)	3,415	42.5 (1.0)
학년												
중1	239	4.3 (1.5)*	270	9.1 (1.8)	267	8.7 (1.8)	227	10.0 (2.2)	211	7.8 (2.0)*	194	9.5 (2.0)
중2	374	16.6 (2.1)	432	25.5 (2.2)	435	24.3 (2.1)	379	24.1 (2.6)	243	19.9 (2.4)	323	19.9 (2.4)
중3	640	33.7 (1.9)	622	34.1 (2.0)	692	35.0 (1.8)	632	34.1 (2.1)	437	37.6 (2.5)	490	32.0 (2.2)
고1	1,119	44.7 (1.8)	964	44.8 (1.4)	982	48.6 (1.7)	922	49.8 (1.7)	592	46.6 (2.0)	627	43.8 (2.3)
고2	1,473	55.3 (1.4)	1,619	53.4 (1.3)	1,335	55.0 (1.4)	1,193	54.0 (1.6)	872	53.1 (1.8)	861	48.5 (1.8)
고3	1,703	62.5 (1.3)	1,655	60.6 (1.3)	1,618	59.8 (1.4)	1,488	58.2 (1.2)	1,072	55.9 (1.7)	920	52.2 (1.8)
학교급												
중학교	1,253	23.2 (1.3)	1,324	26.4 (1.3)	1,394	27.1 (1.3)	1,238	26.9 (1.5)	891	24.7 (1.5)	1,007	23.6 (1.4)
고등학교	4,295	55.5 (0.8)	4,238	54.4 (0.8)	3,935	55.7 (0.9)	3,603	54.7 (0.9)	2,536	52.8 (1.1)	2,408	48.9 (1.2)
여학생												
전체	3,881	52.3 (0.9)	4,035	55.4 (0.9)	4,338	57.3 (0.9)	3,559	57.4 (1.0)	2,465	52.9 (1.2)	2,388	49.8 (1.2)
학년												
중1	163	13.1 (2.9)	168	19.7 (3.0)	137	28.4 (3.8)	163	28.0 (3.9)	159	21.4 (3.6)	158	23.2 (3.8)
중2	261	28.8 (2.9)	339	34.3 (2.8)	362	43.3 (2.6)	335	43.5 (2.9)	243	35.3 (3.2)	254	37.3 (3.4)
중3	475	44.8 (2.5)	511	48.6 (2.6)	580	50.2 (2.0)	519	51.4 (2.5)	327	47.8 (3.0)	359	47.2 (2.8)
고1	747	57.4 (1.9)	738	54.4 (1.9)	740	57.1 (2.2)	655	59.9 (2.2)	416	54.1 (2.4)	404	51.2 (2.8)
고2	1,022	56.1 (1.6)	1,101	63.2 (1.6)	1,177	63.1 (1.8)	867	59.8 (1.8)	606	57.5 (2.1)	586	57.4 (2.2)
고3	1,213	57.0 (1.4)	1,178	60.6 (1.6)	1,342	61.0 (1.4)	1,020	65.0 (1.6)	714	61.7 (2.0)	627	53.3 (2.0)
학교급												
중학교	899	34.6 (1.9)	1,018	39.0 (1.6)	1,079	45.3 (1.5)	1,017	44.8 (1.6)	729	38.0 (2.1)	771	38.9 (2.0)
고등학교	2,982	56.8 (1.0)	3,017	60.1 (1.0)	3,259	60.9 (1.0)	2,542	61.9 (1.1)	1,736	58.5 (1.3)	1,617	54.2 (1.4)

결과표28. 만취경험률

(단위: %)

구분	'10		'11		'12		'13		'14		'15	
	분석대상자수	분율(표준오차)	분석대상자수	분율(표준오차)	분석대상자수	분율(표준오차)	분석대상자수	분율(표준오차)	분석대상자수	분율(표준오차)	분석대상자수	분율(표준오차)
전체												
전체	73,238	3.7 (0.1)	75,642	3.1 (0.1)	-	--	-	--	-	--	-	--
학년												
중1	12,468	1.4 (0.1)	12,728	0.8 (0.1)	-	--	-	--	-	--	-	--
중2	12,499	2.2 (0.2)	12,903	2.0 (0.1)	-	--	-	--	-	--	-	--
중3	12,603	3.2 (0.2)	12,843	2.7 (0.2)	-	--	-	--	-	--	-	--
고1	12,021	4.3 (0.2)	12,568	4.0 (0.2)	-	--	-	--	-	--	-	--
고2	12,124	5.1 (0.3)	12,508	4.3 (0.2)	-	--	-	--	-	--	-	--
고3	11,523	5.8 (0.3)	12,092	4.9 (0.3)	-	--	-	--	-	--	-	--
학교급												
중학교	37,570	2.3 (0.1)	38,474	1.8 (0.1)	-	--	-	--	-	--	-	--
고등학교	35,668	5.1 (0.2)	37,168	4.4 (0.2)	-	--	-	--	-	--	-	--
남학생												
전체	38,391	4.4 (0.2)	37,873	3.6 (0.1)	-	--	-	--	-	--	-	--
학년												
중1	6,519	1.7 (0.2)	6,548	0.9 (0.1)	-	--	-	--	-	--	-	--
중2	6,620	2.3 (0.2)	6,413	1.8 (0.2)	-	--	-	--	-	--	-	--
중3	6,817	3.6 (0.3)	6,589	3.1 (0.3)	-	--	-	--	-	--	-	--
고1	6,229	5.0 (0.4)	6,386	4.4 (0.3)	-	--	-	--	-	--	-	--
고2	6,273	5.9 (0.4)	5,954	5.2 (0.3)	-	--	-	--	-	--	-	--
고3	5,933	7.7 (0.5)	5,983	6.0 (0.4)	-	--	-	--	-	--	-	--
학교급												
중학교	19,956	2.5 (0.1)	19,550	2.0 (0.1)	-	--	-	--	-	--	-	--
고등학교	18,435	6.2 (0.3)	18,323	5.2 (0.2)	-	--	-	--	-	--	-	--
여학생												
전체	34,847	2.9 (0.1)	37,769	2.6 (0.1)	-	--	-	--	-	--	-	--
학년												
중1	5,949	1.1 (0.1)	6,180	0.8 (0.1)	-	--	-	--	-	--	-	--
중2	5,879	2.0 (0.3)	6,490	2.2 (0.2)	-	--	-	--	-	--	-	--
중3	5,786	2.8 (0.3)	6,254	2.2 (0.2)	-	--	-	--	-	--	-	--
고1	5,792	3.5 (0.4)	6,182	3.5 (0.3)	-	--	-	--	-	--	-	--
고2	5,851	4.2 (0.3)	6,554	3.3 (0.3)	-	--	-	--	-	--	-	--
고3	5,590	3.7 (0.4)	6,109	3.6 (0.3)	-	--	-	--	-	--	-	--
학교급												
중학교	17,614	2.0 (0.1)	18,924	1.7 (0.1)	-	--	-	--	-	--	-	--
고등학교	17,233	3.8 (0.2)	18,845	3.5 (0.2)	-	--	-	--	-	--	-	--

* 최근 30일 동안 1일 이상 정신을 잃거나 기억을 못 할 정도로 술을 마신 적이 있는 사람의 분율

* 변동계수(coefficient of variation): * 25-50%, ** 50% 이상

(계속: 만취경험률)

(단위: %)

구분	'16		'17		'18		'19		'20		'21	
	분석대상자수	분율(표준오차)	분석대상자수	분율(표준오차)	분석대상자수	분율(표준오차)	분석대상자수	분율(표준오차)	분석대상자수	분율(표준오차)	분석대상자수	분율(표준오차)
전체												
전체	-	--	-	--	60,040	2.8 (0.1)	57,303	2.2 (0.1)	54,948	1.3 (0.1)	54,848	1.1 (0.1)
학년												
중1	-	--	-	--	9,847	0.3 (0.1)	9,738	0.3 (0.1)	10,005	0.1 (0.0)*	10,016	0.1 (0.0)
중2	-	--	-	--	10,092	1.1 (0.1)	9,665	1.3 (0.1)	9,564	0.5 (0.1)	10,235	0.6 (0.1)
중3	-	--	-	--	10,290	2.4 (0.2)	9,981	1.9 (0.2)	9,392	0.9 (0.1)	9,764	0.9 (0.1)
고1	-	--	-	--	9,260	3.1 (0.2)	9,273	2.7 (0.2)	8,907	1.5 (0.1)	8,461	1.3 (0.1)
고2	-	--	-	--	10,039	4.3 (0.2)	9,044	3.5 (0.2)	8,907	1.9 (0.2)	8,647	1.6 (0.1)
고3	-	--	-	--	10,512	4.5 (0.3)	9,602	3.2 (0.2)	8,173	2.8 (0.2)	7,725	2.0 (0.2)
학교급												
중학교	-	--	-	--	30,229	1.3 (0.1)	29,384	1.2 (0.1)	28,961	0.5 (0.0)	30,015	0.5 (0.1)
고등학교	-	--	-	--	29,811	4.0 (0.2)	27,919	3.1 (0.1)	25,987	2.0 (0.1)	24,833	1.7 (0.1)
남학생												
전체	-	--	-	--	30,463	3.0 (0.1)	29,841	2.3 (0.1)	28,353	1.3 (0.1)	28,401	1.3 (0.1)
학년												
중1	-	--	-	--	4,960	0.2 (0.1)*	5,126	0.2 (0.1)*	5,098	0.2 (0.1)*	5,156	0.1 (0.0)*
중2	-	--	-	--	5,137	1.1 (0.2)	5,039	1.0 (0.2)	4,823	0.3 (0.1)*	5,326	0.6 (0.1)
중3	-	--	-	--	5,231	2.4 (0.2)	5,236	2.0 (0.2)	4,909	0.8 (0.1)	5,104	1.0 (0.2)
고1	-	--	-	--	4,805	3.5 (0.3)	4,782	2.9 (0.3)	4,602	1.6 (0.2)	4,456	1.4 (0.2)
고2	-	--	-	--	5,110	4.5 (0.3)	4,662	3.8 (0.3)	4,631	2.2 (0.2)	4,478	1.9 (0.2)
고3	-	--	-	--	5,220	5.2 (0.4)	4,996	3.6 (0.3)	4,290	2.9 (0.3)	3,881	2.5 (0.2)
학교급												
중학교	-	--	-	--	15,328	1.3 (0.1)	15,401	1.1 (0.1)	14,830	0.4 (0.1)	15,586	0.6 (0.1)
고등학교	-	--	-	--	15,135	4.5 (0.2)	14,440	3.5 (0.2)	13,523	2.2 (0.1)	12,815	1.9 (0.1)
여학생												
전체	-	--	-	--	29,577	2.5 (0.1)	27,462	2.1 (0.1)	26,595	1.2 (0.1)	26,447	1.0 (0.1)
학년												
중1	-	--	-	--	4,887	0.3 (0.1)*	4,612	0.4 (0.1)	4,907	0.1 (0.0)*	4,860	0.2 (0.1)*
중2	-	--	-	--	4,955	1.2 (0.2)	4,626	1.5 (0.2)	4,741	0.7 (0.1)	4,909	0.5 (0.1)
중3	-	--	-	--	5,059	2.5 (0.2)	4,745	1.8 (0.3)	4,483	0.9 (0.2)	4,660	0.9 (0.2)
고1	-	--	-	--	4,455	2.6 (0.3)	4,491	2.5 (0.3)	4,305	1.4 (0.2)	4,005	1.3 (0.2)
고2	-	--	-	--	4,929	4.2 (0.3)	4,382	3.1 (0.3)	4,276	1.6 (0.2)	4,169	1.4 (0.2)
고3	-	--	-	--	5,292	3.7 (0.3)	4,606	2.9 (0.3)	3,883	2.7 (0.3)	3,844	1.6 (0.2)
학교급												
중학교	-	--	-	--	14,901	1.4 (0.1)	13,983	1.3 (0.1)	14,131	0.5 (0.1)	14,429	0.5 (0.1)
고등학교	-	--	-	--	14,676	3.5 (0.2)	13,479	2.8 (0.2)	12,464	1.9 (0.1)	12,018	1.4 (0.1)

결과표29. 현재 음주자의 만취경험률

(단위: %)

구분	'10		'11		'12		'13		'14		'15	
	분석대상자수	분율(표준오차)	분석대상자수	분율(표준오차)	분석대상자수	분율(표준오차)	분석대상자수	분율(표준오차)	분석대상자수	분율(표준오차)	분석대상자수	분율(표준오차)
전체												
전체	15,555	17.5 (0.4)	15,594	15.2 (0.4)	-	--	-	--	-	--	-	--
학년												
중1	1,211	14.5 (1.2)	1,049	10.2 (1.0)	-	--	-	--	-	--	-	--
중2	1,594	17.0 (1.3)	1,550	16.8 (1.1)	-	--	-	--	-	--	-	--
중3	2,163	18.6 (1.0)	2,035	17.1 (1.0)	-	--	-	--	-	--	-	--
고1	3,010	17.7 (0.8)	3,171	16.3 (0.7)	-	--	-	--	-	--	-	--
고2	3,803	16.9 (0.8)	3,897	14.1 (0.7)	-	--	-	--	-	--	-	--
고3	3,774	18.1 (0.8)	3,892	15.2 (0.7)	-	--	-	--	-	--	-	--
학교급												
중학교	4,968	17.1 (0.6)	4,634	15.4 (0.6)	-	--	-	--	-	--	-	--
고등학교	10,587	17.6 (0.5)	10,960	15.1 (0.4)	-	--	-	--	-	--	-	--
남학생												
전체	9,040	18.6 (0.6)	8,852	15.3 (0.5)	-	--	-	--	-	--	-	--
학년												
중1	676	16.0 (1.8)	552	11.2 (1.3)	-	--	-	--	-	--	-	--
중2	872	17.8 (1.5)	815	14.5 (1.4)	-	--	-	--	-	--	-	--
중3	1,263	19.2 (1.4)	1,167	17.9 (1.4)	-	--	-	--	-	--	-	--
고1	1,766	18.2 (1.2)	1,872	15.3 (0.9)	-	--	-	--	-	--	-	--
고2	2,255	17.2 (1.1)	2,176	14.7 (0.8)	-	--	-	--	-	--	-	--
고3	2,208	20.8 (1.0)	2,270	15.6 (1.0)	-	--	-	--	-	--	-	--
학교급												
중학교	2,811	18.0 (0.8)	2,534	15.4 (0.8)	-	--	-	--	-	--	-	--
고등학교	6,229	18.8 (0.8)	6,318	15.2 (0.6)	-	--	-	--	-	--	-	--
여학생												
전체	6,515	15.9 (0.6)	6,742	15.1 (0.5)	-	--	-	--	-	--	-	--
학년												
중1	535	12.5 (1.6)	497	9.0 (1.3)	-	--	-	--	-	--	-	--
중2	722	16.1 (2.1)	735	19.6 (1.5)	-	--	-	--	-	--	-	--
중3	900	17.9 (1.5)	868	15.9 (1.4)	-	--	-	--	-	--	-	--
고1	1,244	17.0 (1.3)	1,299	17.9 (1.1)	-	--	-	--	-	--	-	--
고2	1,548	16.6 (1.1)	1,721	13.2 (1.0)	-	--	-	--	-	--	-	--
고3	1,566	14.0 (1.1)	1,622	14.5 (1.0)	-	--	-	--	-	--	-	--
학교급												
중학교	2,157	16.0 (0.9)	2,100	15.5 (0.9)	-	--	-	--	-	--	-	--
고등학교	4,358	15.8 (0.7)	4,642	15.0 (0.6)	-	--	-	--	-	--	-	--

* 현재 음주자 중에서 최근 30일 동안 1일 이상 정신을 잃거나 기억을 못 할 정도로 술을 마신 적이 있는 사람의 분율

* 변동계수(coefficient of variation): * 25-50%, ** 50% 이상

(계속: 현재 음주자의 만취경험률)

(단위: %)

구분	'16		'17		'18		'19		'20		'21	
	분석대상자수	분율(표준오차)	분석대상자수	분율(표준오차)	분석대상자수	분율(표준오차)	분석대상자수	분율(표준오차)	분석대상자수	분율(표준오차)	분석대상자수	분율(표준오차)
전체												
전체	-	--	-	--	9,667	16.4 (0.4)	8,400	14.6 (0.4)	5,892	11.9 (0.5)	5,803	10.3 (0.4)
학년												
중1	-	--	-	--	404	6.4 (1.3)	390	7.6 (1.4)	370	4.1 (1.0)	352	4.4 (1.1)
중2	-	--	-	--	797	14.2 (1.4)	714	17.1 (1.5)	486	10.2 (1.6)	577	10.5 (1.6)
중3	-	--	-	--	1,272	19.2 (1.2)	1,151	16.8 (1.2)	764	10.9 (1.2)	849	11.4 (1.2)
고1	-	--	-	--	1,722	17.1 (1.1)	1,577	16.0 (1.0)	1,008	13.6 (1.2)	1,031	11.1 (1.1)
고2	-	--	-	--	2,512	17.5 (0.8)	2,060	15.2 (0.8)	1,478	11.9 (0.9)	1,447	10.0 (0.8)
고3	-	--	-	--	2,960	15.8 (0.8)	2,508	12.8 (0.8)	1,786	13.4 (0.9)	1,547	10.6 (0.8)
학교급												
중학교	-	--	-	--	2,473	15.6 (0.9)	2,255	15.3 (0.9)	1,620	9.0 (0.8)	1,778	9.7 (0.8)
고등학교	-	--	-	--	7,194	16.7 (0.5)	6,145	14.4 (0.5)	4,272	12.9 (0.6)	4,025	10.5 (0.5)
남학생												
전체	-	--	-	--	5,329	16.0 (0.6)	4,841	13.7 (0.6)	3,427	11.0 (0.6)	3,415	10.1 (0.5)
학년												
중1	-	--	-	--	267	4.0 (1.1)*	227	5.0 (1.6)*	211	4.3 (1.4)*	194	4.0 (1.3)*
중2	-	--	-	--	435	12.1 (1.8)	379	13.5 (2.1)	243	6.8 (1.8)*	323	10.5 (2.2)
중3	-	--	-	--	692	17.4 (1.4)	632	16.2 (1.6)	437	10.0 (1.5)	490	10.8 (1.5)
고1	-	--	-	--	982	17.3 (1.4)	922	15.1 (1.2)	592	12.6 (1.4)	627	9.7 (1.3)
고2	-	--	-	--	1,335	16.9 (1.1)	1,193	14.8 (1.1)	872	12.0 (1.0)	861	9.8 (0.9)
고3	-	--	-	--	1,618	16.6 (1.1)	1,488	12.3 (1.0)	1,072	11.9 (1.0)	920	11.0 (1.0)
학교급												
중학교	-	--	-	--	1,394	13.4 (1.0)	1,238	13.4 (1.2)	891	7.6 (0.9)	1,007	9.4 (1.0)
고등학교	-	--	-	--	3,935	16.9 (0.7)	3,603	13.8 (0.6)	2,536	12.1 (0.7)	2,408	10.3 (0.6)
여학생												
전체	-	--	-	--	4,338	17.0 (0.6)	3,559	15.9 (0.7)	2,465	13.3 (0.8)	2,388	10.7 (0.7)
학년												
중1	-	--	-	--	137	11.2 (3.2)*	163	10.9 (2.2)	159	3.8 (1.4)*	158	5.0 (1.7)*
중2	-	--	-	--	362	16.9 (2.0)	335	21.0 (2.4)	243	14.0 (2.6)	254	10.5 (2.2)
중3	-	--	-	--	580	21.5 (1.8)	519	17.6 (2.1)	327	11.9 (1.9)	359	12.2 (1.9)
고1	-	--	-	--	740	16.9 (1.5)	655	17.2 (1.9)	416	15.3 (1.9)	404	13.2 (1.8)
고2	-	--	-	--	1,177	18.3 (1.2)	867	15.8 (1.1)	606	11.7 (1.5)	586	10.3 (1.3)
고3	-	--	-	--	1,342	14.7 (1.1)	1,020	13.7 (1.1)	714	15.5 (1.4)	627	10.0 (1.4)
학교급												
중학교	-	--	-	--	1,079	18.7 (1.3)	1,017	17.6 (1.4)	729	10.8 (1.3)	771	10.1 (1.1)
고등학교	-	--	-	--	3,259	16.4 (0.7)	2,542	15.3 (0.8)	1,736	14.2 (0.9)	1,617	10.9 (0.9)

결과표30. 구매 시도자의 주류 구매 용이성

(단위: %)

구분	'10		'11		'12		'13		'14		'15	
	분석대상자수	분율(표준오차)	분석대상자수	분율(표준오차)	분석대상자수	분율(표준오차)	분석대상자수	분율(표준오차)	분석대상자수	분율(표준오차)	분석대상자수	분율(표준오차)
전체												
전체	11,575	82.5 (0.5)	11,464	82.6 (0.4)	10,328	82.6 (0.4)	9,192	76.8 (0.5)	8,833	77.1 (0.5)	7,367	80.4 (0.5)
학년												
중1	745	58.0 (2.3)	609	51.5 (2.0)	453	49.5 (2.2)	415	36.1 (2.5)	400	30.8 (2.4)	248	35.9 (3.0)
중2	1,120	69.1 (1.6)	994	67.5 (1.7)	777	60.5 (1.9)	768	53.8 (1.9)	594	47.1 (2.1)	430	58.0 (2.3)
중3	1,498	75.3 (1.5)	1,442	74.5 (1.3)	1,275	74.3 (1.4)	1,100	66.4 (1.6)	1,094	65.8 (1.5)	722	68.8 (2.1)
고1	2,232	85.2 (0.9)	2,416	84.3 (0.8)	2,142	83.6 (0.7)	1,702	76.9 (1.1)	1,583	77.3 (1.0)	1,346	79.5 (1.2)
고2	2,923	87.5 (0.7)	2,917	88.0 (0.7)	2,699	87.7 (0.7)	2,381	82.7 (0.8)	2,328	83.4 (0.8)	2,085	84.4 (0.8)
고3	3,057	89.4 (0.7)	3,086	89.8 (0.6)	2,982	90.4 (0.6)	2,826	87.0 (0.6)	2,834	87.3 (0.6)	2,536	87.8 (0.6)
학교급												
중학교	3,363	69.6 (1.0)	3,045	67.8 (1.0)	2,505	65.7 (1.0)	2,283	56.8 (1.1)	2,088	54.4 (1.2)	1,400	60.2 (1.5)
고등학교	8,212	87.6 (0.4)	8,419	87.6 (0.4)	7,823	87.7 (0.4)	6,909	83.1 (0.5)	6,745	83.6 (0.5)	5,967	84.8 (0.5)
남학생												
전체	7,027	81.7 (0.6)	6,823	81.6 (0.5)	6,514	82.6 (0.6)	5,780	76.3 (0.6)	5,613	77.0 (0.6)	4,745	79.7 (0.7)
학년												
중1	448	54.6 (3.1)	376	49.0 (2.6)	270	45.9 (2.9)	291	33.6 (3.0)	259	27.3 (2.9)	165	31.2 (3.6)
중2	668	66.2 (2.1)	558	63.8 (2.4)	443	59.8 (2.5)	473	50.5 (2.6)	354	46.6 (2.8)	292	56.3 (2.9)
중3	902	70.9 (2.0)	872	71.9 (1.7)	827	72.2 (1.6)	709	65.4 (1.9)	721	63.5 (1.8)	468	67.7 (2.6)
고1	1,330	84.8 (1.1)	1,432	82.5 (1.0)	1,367	83.7 (0.8)	1,090	78.3 (1.2)	998	76.8 (1.3)	887	78.6 (1.5)
고2	1,760	87.9 (0.9)	1,698	87.3 (0.9)	1,684	88.0 (0.8)	1,424	81.7 (1.1)	1,484	83.9 (1.0)	1,303	85.4 (0.9)
고3	1,919	89.6 (1.0)	1,887	89.9 (0.7)	1,923	90.5 (0.8)	1,793	86.8 (0.8)	1,797	87.1 (0.7)	1,630	86.8 (0.8)
학교급												
중학교	2,018	65.9 (1.3)	1,806	64.8 (1.3)	1,540	64.0 (1.3)	1,473	54.7 (1.5)	1,334	53.0 (1.5)	925	58.1 (1.9)
고등학교	5,009	87.8 (0.6)	5,017	87.0 (0.5)	4,974	87.9 (0.5)	4,307	83.0 (0.6)	4,279	83.7 (0.6)	3,820	84.4 (0.6)
여학생												
전체	4,548	83.6 (0.6)	4,641	84.4 (0.6)	3,814	82.6 (0.7)	3,412	77.9 (0.8)	3,220	77.5 (0.8)	2,622	81.8 (0.8)
학년												
중1	297	63.1 (3.1)	233	55.6 (3.1)	183	54.6 (3.8)	124	41.8 (4.2)	141	36.9 (4.1)	83	46.1 (5.6)
중2	452	73.2 (2.3)	436	72.9 (2.1)	334	61.6 (2.9)	295	59.2 (3.0)	240	47.9 (3.4)	138	61.4 (4.2)
중3	596	81.9 (1.8)	570	78.9 (1.9)	448	77.9 (2.2)	391	68.4 (2.5)	373	70.9 (2.6)	254	70.9 (3.2)
고1	902	85.9 (1.4)	984	87.2 (1.1)	775	83.5 (1.4)	612	74.3 (1.9)	585	78.1 (1.6)	459	81.5 (2.0)
고2	1,163	86.8 (1.2)	1,219	89.1 (0.9)	1,015	87.2 (1.1)	957	84.6 (1.2)	844	82.5 (1.3)	782	82.9 (1.4)
고3	1,138	89.0 (1.2)	1,199	89.6 (0.9)	1,059	90.2 (1.0)	1,033	87.4 (1.0)	1,037	87.6 (1.0)	906	89.7 (1.0)
학교급												
중학교	1,345	75.1 (1.4)	1,239	72.4 (1.4)	965	68.3 (1.6)	810	60.7 (1.8)	754	56.9 (2.0)	475	64.3 (2.4)
고등학교	3,203	87.4 (0.7)	3,402	88.7 (0.6)	2,849	87.3 (0.6)	2,602	83.2 (0.8)	2,466	83.5 (0.7)	2,147	85.4 (0.8)

* 구매 시도자 중에서 최근 30일 동안 편의점이나 가게 등에서 술을 사려고 했을 때 '많이 노력', '조금만 노력' 또는 '노력 없이도 쉽게' 살 수 있었던 사람의 분율

(계속: 구매 시도자의 주류 구매 용이성)

(단위: %)

구분	'16		'17		'18		'19		'20		'21	
	분석대상자수	분율(표준오차)	분석대상자수	분율(표준오차)	분석대상자수	분율(표준오차)	분석대상자수	분율(표준오차)	분석대상자수	분율(표준오차)	분석대상자수	분율(표준오차)
전체												
전체	7,075	72.4 (0.6)	7,960	67.2 (0.6)	5,501	75.4 (0.6)	5,095	66.2 (0.8)	3,354	63.5 (0.9)	2,718	71.3 (0.9)
학년												
중1	309	25.1 (2.6)	437	16.3 (1.8)	173	28.8 (4.0)	283	18.1 (2.2)	258	17.3 (2.4)	192	21.7 (3.0)
중2	451	43.4 (2.5)	633	48.3 (2.1)	404	54.6 (2.7)	475	45.6 (2.8)	317	29.4 (2.5)	262	50.4 (3.3)
중3	766	59.5 (1.8)	957	58.5 (1.6)	717	70.7 (2.0)	758	57.5 (1.8)	461	51.6 (2.6)	371	61.2 (2.6)
고1	1,386	72.7 (1.2)	1,442	66.6 (1.3)	977	73.9 (1.3)	906	68.4 (1.7)	611	64.7 (1.9)	459	75.4 (1.8)
고2	1,879	77.9 (0.9)	2,102	74.9 (0.9)	1,430	79.4 (1.1)	1,202	70.8 (1.3)	764	78.2 (1.5)	690	79.9 (1.6)
고3	2,284	80.9 (0.9)	2,389	75.5 (0.9)	1,800	82.3 (0.9)	1,471	79.0 (1.1)	943	77.3 (1.3)	744	81.6 (1.5)
학교급												
중학교	1,526	48.2 (1.3)	2,027	46.4 (1.2)	1,294	60.5 (1.6)	1,516	46.6 (1.4)	1,036	36.1 (1.6)	825	48.5 (1.8)
고등학교	5,549	77.9 (0.5)	5,933	73.2 (0.6)	4,207	79.5 (0.6)	3,579	73.6 (0.8)	2,318	74.4 (0.9)	1,893	79.6 (1.0)
남학생												
전체	4,313	71.8 (0.7)	4,760	66.6 (0.7)	3,153	75.1 (0.8)	3,065	66.6 (1.0)	2,088	64.1 (1.2)	1,769	69.4 (1.2)
학년												
중1	189	21.3 (2.9)	266	13.7 (2.0)	119	25.2 (4.3)	181	14.7 (2.6)	152	19.6 (3.4)	135	16.2 (3.1)
중2	286	41.4 (3.0)	381	47.0 (3.0)	226	49.8 (3.6)	269	41.3 (3.1)	187	23.4 (2.9)	158	40.0 (4.0)
중3	467	58.2 (2.4)	547	57.5 (2.1)	389	71.1 (2.5)	446	55.7 (2.3)	292	43.7 (3.2)	226	58.3 (3.6)
고1	865	70.4 (1.5)	842	63.5 (1.7)	554	74.1 (1.7)	516	70.1 (2.2)	360	65.2 (2.4)	315	74.1 (2.2)
고2	1,146	77.9 (1.1)	1,283	75.7 (1.2)	786	78.4 (1.4)	728	72.8 (1.7)	479	79.2 (1.9)	448	78.3 (2.1)
고3	1,360	81.9 (1.1)	1,441	75.9 (1.0)	1,079	82.9 (1.2)	925	79.3 (1.5)	618	80.7 (1.5)	487	82.3 (1.8)
학교급												
중학교	942	46.2 (1.7)	1,194	44.7 (1.7)	734	57.6 (2.0)	896	43.5 (1.8)	631	31.7 (2.0)	519	41.5 (2.3)
고등학교	3,371	77.7 (0.7)	3,566	73.0 (0.8)	2,419	79.7 (0.8)	2,169	74.9 (1.0)	1,457	76.5 (1.1)	1,250	79.0 (1.2)
여학생												
전체	2,762	73.3 (0.9)	3,200	68.0 (1.0)	2,348	75.9 (0.9)	2,030	65.7 (1.1)	1,266	62.4 (1.4)	949	74.8 (1.4)
학년												
중1	120	31.3 (4.8)	171	20.6 (3.0)	54	37.2 (7.7)	102	23.7 (4.0)	106	14.2 (3.2)	57	35.0 (6.8)
중2	165	46.8 (3.8)	252	50.3 (3.3)	178	61.2 (4.1)	206	51.2 (4.6)	130	38.7 (4.3)	104	65.5 (5.1)
중3	299	61.6 (3.0)	410	59.9 (2.5)	328	70.2 (2.7)	312	60.2 (2.9)	169	65.1 (3.9)	145	65.8 (4.0)
고1	521	76.7 (1.9)	600	71.4 (1.9)	423	73.5 (2.2)	390	66.2 (2.5)	251	63.9 (3.1)	144	78.1 (3.4)
고2	733	78.0 (1.6)	819	73.6 (1.6)	644	80.9 (1.6)	474	67.6 (2.3)	285	76.5 (2.5)	242	82.9 (2.7)
고3	924	79.4 (1.3)	948	74.8 (1.5)	721	81.2 (1.4)	546	78.4 (1.7)	325	71.0 (2.7)	257	80.3 (2.5)
학교급												
중학교	584	51.4 (2.2)	833	49.0 (1.8)	560	64.5 (2.3)	620	51.0 (2.1)	405	42.8 (2.6)	306	60.1 (3.0)
고등학교	2,178	78.3 (0.9)	2,367	73.6 (1.0)	1,788	79.3 (0.9)	1,410	71.5 (1.2)	861	70.8 (1.6)	643	80.8 (1.5)

결과표31. 연간 음주예방 교육 경험률

(단위: %)

구분	'10		'11		'12		'13		'14		'15	
	분석대상자수	분율(표준오차)	분석대상자수	분율(표준오차)	분석대상자수	분율(표준오차)	분석대상자수	분율(표준오차)	분석대상자수	분율(표준오차)	분석대상자수	분율(표준오차)
전체												
전체	73,238	36.3 (0.5)	75,643	35.2 (0.4)	74,186	34.3 (0.5)	72,435	38.0 (0.4)	72,060	33.1 (0.5)	68,043	34.6 (0.5)
학년												
중1	12,468	53.5 (0.9)	12,728	50.2 (0.9)	12,362	47.1 (0.8)	12,199	51.0 (0.8)	11,661	45.5 (1.0)	10,786	45.5 (1.0)
중2	12,499	45.8 (0.9)	12,903	47.3 (0.7)	12,384	44.6 (1.0)	12,113	51.3 (0.8)	12,275	41.5 (0.9)	11,442	44.4 (1.0)
중3	12,603	40.7 (0.8)	12,843	40.7 (0.8)	12,551	41.6 (0.9)	12,218	45.5 (0.8)	12,220	39.5 (0.8)	12,071	39.4 (1.0)
고1	12,021	33.2 (0.9)	12,569	30.7 (0.7)	12,451	29.9 (0.8)	12,028	33.4 (0.7)	11,824	30.6 (0.8)	11,122	32.9 (0.7)
고2	12,124	28.5 (0.8)	12,508	25.7 (0.6)	12,315	25.9 (0.8)	11,865	28.9 (0.8)	12,152	25.3 (0.7)	11,113	29.7 (0.8)
고3	11,523	16.5 (0.7)	12,092	17.0 (0.6)	12,123	18.1 (0.6)	12,012	19.4 (0.7)	11,928	18.8 (0.7)	11,509	19.7 (0.7)
학교급												
중학교	37,570	46.6 (0.7)	38,474	46.0 (0.6)	37,297	44.3 (0.7)	36,530	49.2 (0.6)	36,156	42.0 (0.7)	34,299	42.8 (0.8)
고등학교	35,668	26.1 (0.6)	37,169	24.5 (0.5)	36,889	24.6 (0.6)	35,905	27.2 (0.5)	35,904	24.8 (0.6)	33,744	27.3 (0.6)
남학생												
전체	38,391	37.3 (0.6)	37,873	34.7 (0.5)	38,221	34.0 (0.6)	36,655	37.7 (0.6)	36,470	33.1 (0.5)	35,204	35.3 (0.6)
학년												
중1	6,519	54.1 (1.1)	6,548	49.4 (1.1)	6,364	46.2 (0.9)	6,411	51.0 (1.0)	6,078	45.3 (1.1)	5,576	45.6 (1.1)
중2	6,620	46.3 (1.2)	6,413	45.4 (0.9)	6,394	42.7 (1.0)	6,261	50.3 (0.9)	6,331	40.5 (1.0)	6,038	44.1 (1.1)
중3	6,817	41.7 (1.0)	6,589	39.7 (1.0)	6,525	39.6 (1.0)	6,249	43.9 (0.9)	6,154	38.4 (0.9)	6,244	38.8 (1.0)
고1	6,229	35.2 (1.2)	6,386	31.4 (0.9)	6,606	29.3 (0.8)	6,098	33.3 (0.9)	6,048	31.8 (1.0)	5,785	34.4 (0.9)
고2	6,273	29.0 (1.0)	5,954	26.3 (0.9)	6,221	27.8 (1.1)	5,595	29.5 (1.0)	6,009	25.5 (0.9)	5,777	31.0 (1.1)
고3	5,933	18.0 (1.0)	5,983	17.2 (0.7)	6,111	19.9 (0.8)	6,041	20.0 (0.9)	5,850	19.4 (0.9)	5,784	21.2 (0.8)
학교급												
중학교	19,956	47.2 (0.8)	19,550	44.7 (0.6)	19,283	42.8 (0.7)	18,921	48.4 (0.6)	18,563	41.2 (0.7)	17,858	42.5 (0.8)
고등학교	18,435	27.5 (0.7)	18,323	25.1 (0.6)	18,938	25.7 (0.6)	17,734	27.6 (0.7)	17,907	25.5 (0.7)	17,346	28.8 (0.8)
여학생												
전체	34,847	35.3 (0.7)	37,770	35.6 (0.6)	35,965	34.6 (0.7)	35,780	38.3 (0.7)	35,590	33.2 (0.7)	32,839	33.9 (0.7)
학년												
중1	5,949	52.8 (1.3)	6,180	51.0 (1.1)	5,998	48.1 (1.2)	5,788	51.0 (1.2)	5,583	45.6 (1.2)	5,210	45.3 (1.3)
중2	5,879	45.1 (1.3)	6,490	49.4 (1.0)	5,990	46.7 (1.4)	5,852	52.4 (1.2)	5,944	42.7 (1.3)	5,404	44.8 (1.4)
중3	5,786	39.7 (1.1)	6,254	41.7 (1.1)	6,026	43.6 (1.3)	5,969	47.3 (1.1)	6,066	40.7 (1.1)	5,827	40.0 (1.3)
고1	5,792	30.9 (1.3)	6,183	29.9 (1.2)	5,845	30.5 (1.2)	5,930	33.6 (1.1)	5,776	29.3 (1.1)	5,337	31.2 (1.0)
고2	5,851	27.8 (1.2)	6,554	24.9 (1.0)	6,094	23.7 (1.0)	6,270	28.3 (1.1)	6,143	25.0 (1.1)	5,336	28.3 (1.2)
고3	5,590	14.8 (0.9)	6,109	16.8 (0.8)	6,012	16.0 (0.9)	5,971	18.7 (0.9)	6,078	18.0 (0.9)	5,725	18.0 (1.0)
학교급												
중학교	17,614	45.8 (0.8)	18,924	47.3 (0.8)	18,014	46.1 (1.0)	17,609	50.2 (0.9)	17,593	42.9 (0.9)	16,441	43.2 (1.0)
고등학교	17,233	24.5 (0.7)	18,846	24.0 (0.7)	17,951	23.4 (0.8)	18,171	26.9 (0.7)	17,997	24.1 (0.8)	16,398	25.7 (0.8)

* 최근 12개월 동안 학교에서(수업시간, 방송교육, 강당에서의 교육 등 모두 포함) 술(알코올)에 관한 교육을 받은 적이 있는 사람의 분율

(계속: 연간 음주예방 교육 경험률)

(단위: %)

구분	'16		'17		'18		'19		'20		'21	
	분석대상자수	분율(표준오차)	분석대상자수	분율(표준오차)	분석대상자수	분율(표준오차)	분석대상자수	분율(표준오차)	분석대상자수	분율(표준오차)	분석대상자수	분율(표준오차)
전체												
전체	65,528	38.8 (0.5)	62,276	41.2 (0.5)	60,040	42.0 (0.5)	-	--	-	--	54,848	33.0 (0.5)
학년												
중1	10,483	49.3 (0.9)	10,189	50.5 (0.9)	9,847	51.4 (0.9)	-	--	-	--	10,016	40.4 (1.0)
중2	10,517	47.4 (1.0)	10,377	50.1 (0.9)	10,092	48.3 (1.0)	-	--	-	--	10,235	36.1 (0.9)
중3	11,219	44.1 (0.9)	10,319	47.2 (0.9)	10,290	46.9 (0.9)	-	--	-	--	9,764	35.0 (0.8)
고1	11,355	36.5 (0.8)	10,165	37.8 (0.8)	9,260	41.0 (0.9)	-	--	-	--	8,461	30.1 (0.8)
고2	11,070	35.3 (0.9)	10,800	37.7 (0.8)	10,039	39.4 (0.8)	-	--	-	--	8,647	29.2 (0.8)
고3	10,884	24.7 (0.9)	10,426	28.3 (0.8)	10,512	29.2 (0.8)	-	--	-	--	7,725	26.8 (0.8)
학교급												
중학교	32,219	46.8 (0.7)	30,885	49.3 (0.7)	30,229	48.8 (0.7)	-	--	-	--	30,015	37.2 (0.7)
고등학교	33,309	32.2 (0.7)	31,391	34.5 (0.7)	29,811	36.1 (0.6)	-	--	-	--	24,833	28.7 (0.6)
남학생												
전체	33,803	39.5 (0.6)	31,624	41.9 (0.6)	30,463	43.4 (0.6)	-	--	-	--	28,401	34.3 (0.5)
학년												
중1	5,516	50.1 (1.0)	5,178	51.7 (1.0)	4,960	53.2 (1.1)	-	--	-	--	5,156	42.3 (1.1)
중2	5,466	47.5 (1.1)	5,272	51.3 (1.1)	5,137	49.8 (1.1)	-	--	-	--	5,326	37.1 (1.1)
중3	5,760	45.1 (1.1)	5,202	48.7 (1.1)	5,231	47.2 (1.1)	-	--	-	--	5,104	35.8 (1.0)
고1	5,861	37.3 (1.0)	5,069	38.6 (1.1)	4,805	43.0 (1.1)	-	--	-	--	4,456	31.2 (1.0)
고2	5,744	36.0 (1.0)	5,610	37.9 (1.1)	5,110	40.1 (1.1)	-	--	-	--	4,478	30.8 (1.1)
고3	5,456	25.1 (1.1)	5,293	28.0 (1.0)	5,220	31.6 (1.0)	-	--	-	--	3,881	28.2 (0.9)
학교급												
중학교	16,742	47.5 (0.8)	15,652	50.5 (0.7)	15,328	49.9 (0.8)	-	--	-	--	15,586	38.4 (0.7)
고등학교	17,061	32.8 (0.8)	15,972	34.7 (0.8)	15,135	37.8 (0.8)	-	--	-	--	12,815	30.0 (0.7)
여학생												
전체	31,725	38.1 (0.7)	30,652	40.5 (0.7)	29,577	40.4 (0.7)	-	--	-	--	26,447	31.6 (0.6)
학년												
중1	4,967	48.4 (1.2)	5,011	49.2 (1.2)	4,887	49.5 (1.2)	-	--	-	--	4,860	38.4 (1.4)
중2	5,051	47.2 (1.3)	5,105	48.9 (1.2)	4,955	46.7 (1.4)	-	--	-	--	4,909	35.0 (1.2)
중3	5,459	43.0 (1.2)	5,117	45.6 (1.2)	5,059	46.5 (1.3)	-	--	-	--	4,660	34.1 (1.1)
고1	5,494	35.6 (1.1)	5,096	36.9 (1.1)	4,455	38.9 (1.2)	-	--	-	--	4,005	28.8 (1.1)
고2	5,326	34.5 (1.3)	5,190	37.6 (1.2)	4,929	38.6 (1.2)	-	--	-	--	4,169	27.4 (1.1)
고3	5,428	24.2 (1.2)	5,133	28.7 (1.3)	5,292	26.6 (1.0)	-	--	-	--	3,844	25.3 (1.2)
학교급												
중학교	15,477	46.1 (0.9)	15,233	47.9 (0.9)	14,901	47.5 (1.0)	-	--	-	--	14,429	35.9 (0.8)
고등학교	16,248	31.4 (1.0)	15,419	34.3 (0.9)	14,676	34.2 (0.8)	-	--	-	--	12,018	27.2 (0.9)

결과표32. 가정 내 음주 허용률

(단위: %)

구분	'16		'17		'18		'19		'20		'21	
	분석대상자수	분율(표준오차)	분석대상자수	분율(표준오차)	분석대상자수	분율(표준오차)	분석대상자수	분율(표준오차)	분석대상자수	분율(표준오차)	분석대상자수	분율(표준오차)
전체												
전체	-	---	-	---	60,040	38.2 (0.3)	-	---	-	---	54,848	33.7 (0.3)
학년												
중1	-	---	-	---	9,847	19.6 (0.5)	-	---	-	---	10,016	18.6 (0.4)
중2	-	---	-	---	10,092	29.4 (0.5)	-	---	-	---	10,235	26.1 (0.5)
중3	-	---	-	---	10,290	35.9 (0.6)	-	---	-	---	9,764	32.9 (0.5)
고1	-	---	-	---	9,260	41.4 (0.5)	-	---	-	---	8,461	37.4 (0.6)
고2	-	---	-	---	10,039	47.0 (0.5)	-	---	-	---	8,647	44.1 (0.6)
고3	-	---	-	---	10,512	50.3 (0.6)	-	---	-	---	7,725	44.1 (0.6)
학교급												
중학교	-	---	-	---	30,229	28.6 (0.3)	-	---	-	---	30,015	25.8 (0.3)
고등학교	-	---	-	---	29,811	46.6 (0.4)	-	---	-	---	24,833	42.0 (0.4)
남학생												
전체	-	---	-	---	30,463	39.1 (0.4)	-	---	-	---	28,401	34.5 (0.4)
학년												
중1	-	---	-	---	4,960	21.2 (0.7)	-	---	-	---	5,156	19.2 (0.6)
중2	-	---	-	---	5,137	29.8 (0.7)	-	---	-	---	5,326	26.2 (0.7)
중3	-	---	-	---	5,231	36.7 (0.7)	-	---	-	---	5,104	34.0 (0.8)
고1	-	---	-	---	4,805	43.3 (0.7)	-	---	-	---	4,456	38.5 (0.7)
고2	-	---	-	---	5,110	48.0 (0.8)	-	---	-	---	4,478	45.5 (0.9)
고3	-	---	-	---	5,220	50.1 (0.8)	-	---	-	---	3,881	44.1 (0.9)
학교급												
중학교	-	---	-	---	15,328	29.5 (0.4)	-	---	-	---	15,586	26.4 (0.4)
고등학교	-	---	-	---	15,135	47.4 (0.5)	-	---	-	---	12,815	42.8 (0.5)
여학생												
전체	-	---	-	---	29,577	37.3 (0.4)	-	---	-	---	26,447	32.9 (0.4)
학년												
중1	-	---	-	---	4,887	17.8 (0.7)	-	---	-	---	4,860	18.0 (0.6)
중2	-	---	-	---	4,955	28.9 (0.8)	-	---	-	---	4,909	26.0 (0.7)
중3	-	---	-	---	5,059	35.1 (0.9)	-	---	-	---	4,660	31.7 (0.7)
고1	-	---	-	---	4,455	39.4 (0.8)	-	---	-	---	4,005	36.2 (0.8)
고2	-	---	-	---	4,929	45.9 (0.7)	-	---	-	---	4,169	42.7 (0.8)
고3	-	---	-	---	5,292	50.6 (0.8)	-	---	-	---	3,844	44.2 (0.9)
학교급												
중학교	-	---	-	---	14,901	27.6 (0.5)	-	---	-	---	14,429	25.1 (0.4)
고등학교	-	---	-	---	14,676	45.7 (0.5)	-	---	-	---	12,018	41.1 (0.5)

* 지금까지 집에서 부모 또는 친척이 나에게 술을 마셔보라고 권유(허용)한 적이 있는 사람의 분율

2021

제17차 청소년건강행태조사 통계



결과표33. 주3일 이상 고강도 신체활동 실천율

(단위: %)

구분	'10		'11		'12		'13		'14		'15	
	분석대상자수	분율(표준오차)	분석대상자수	분율(표준오차)	분석대상자수	분율(표준오차)	분석대상자수	분율(표준오차)	분석대상자수	분율(표준오차)	분석대상자수	분율(표준오차)
전체												
전체	73,238	33.0 (0.5)	75,643	34.1 (0.4)	74,186	33.6 (0.4)	72,435	35.9 (0.4)	72,060	37.2 (0.4)	68,043	37.9 (0.4)
학년												
중1	12,468	45.5 (0.8)	12,728	45.7 (0.8)	12,362	43.1 (0.8)	12,199	44.4 (0.8)	11,661	46.0 (0.6)	10,786	46.9 (0.7)
중2	12,499	42.7 (0.9)	12,903	43.9 (0.8)	12,384	40.3 (0.8)	12,113	42.9 (0.7)	12,275	44.3 (0.7)	11,442	46.9 (0.7)
중3	12,603	35.5 (0.8)	12,843	34.9 (0.7)	12,551	36.3 (0.7)	12,218	41.0 (0.7)	12,220	41.9 (0.6)	12,071	43.3 (0.7)
고1	12,021	29.7 (1.1)	12,569	32.5 (0.9)	12,451	30.0 (0.9)	12,028	31.0 (0.8)	11,824	31.4 (0.8)	11,122	31.4 (0.9)
고2	12,124	26.5 (1.0)	12,508	27.7 (0.8)	12,315	28.0 (0.8)	11,865	29.9 (0.7)	12,152	32.3 (0.8)	11,113	33.5 (0.9)
고3	11,523	18.1 (0.7)	12,092	20.5 (0.6)	12,123	24.6 (0.8)	12,012	27.1 (0.7)	11,928	28.9 (0.7)	11,509	28.5 (0.8)
학교급												
중학교	37,570	41.2 (0.7)	38,474	41.4 (0.6)	37,297	39.9 (0.6)	36,530	42.8 (0.6)	36,156	44.0 (0.5)	34,299	45.6 (0.5)
고등학교	35,668	24.8 (0.7)	37,169	27.0 (0.6)	36,889	27.5 (0.7)	35,905	29.3 (0.6)	35,904	30.9 (0.6)	33,744	31.1 (0.7)
남학생												
전체	38,391	45.3 (0.5)	37,873	46.9 (0.4)	38,221	46.3 (0.4)	36,655	47.3 (0.4)	36,470	48.7 (0.4)	35,204	50.8 (0.4)
학년												
중1	6,519	59.7 (0.8)	6,548	59.3 (0.8)	6,364	56.7 (0.8)	6,411	56.8 (0.7)	6,078	56.6 (0.7)	5,576	59.6 (0.7)
중2	6,620	56.3 (0.9)	6,413	59.1 (0.8)	6,394	54.7 (0.8)	6,261	55.0 (0.7)	6,331	57.0 (0.7)	6,038	60.4 (0.8)
중3	6,817	50.0 (0.9)	6,589	48.9 (0.7)	6,525	50.6 (0.7)	6,249	53.1 (0.7)	6,154	53.9 (0.8)	6,244	57.4 (0.8)
고1	6,229	42.4 (1.1)	6,386	46.2 (0.9)	6,606	43.0 (0.9)	6,098	42.5 (0.8)	6,048	43.0 (0.8)	5,785	45.1 (0.8)
고2	6,273	38.1 (1.1)	5,954	39.7 (1.0)	6,221	39.0 (0.9)	5,595	40.7 (0.8)	6,009	44.2 (0.9)	5,777	46.0 (0.7)
고3	5,933	25.4 (0.9)	5,983	29.0 (0.8)	6,111	35.3 (0.8)	6,041	36.6 (0.8)	5,850	39.1 (0.9)	5,784	39.7 (0.9)
학교급												
중학교	19,956	55.3 (0.6)	19,550	55.7 (0.5)	19,283	53.9 (0.5)	18,921	55.0 (0.5)	18,563	55.8 (0.5)	17,858	59.0 (0.5)
고등학교	18,435	35.4 (0.7)	18,323	38.4 (0.6)	18,938	39.1 (0.6)	17,734	39.9 (0.5)	17,907	42.1 (0.5)	17,346	43.5 (0.5)
여학생												
전체	34,847	19.3 (0.4)	37,770	20.0 (0.3)	35,965	19.5 (0.4)	35,780	23.4 (0.4)	35,590	24.6 (0.4)	32,839	23.8 (0.4)
학년												
중1	5,949	30.1 (0.8)	6,180	30.8 (0.8)	5,998	28.3 (0.8)	5,788	30.9 (0.8)	5,583	34.5 (0.8)	5,210	33.0 (0.8)
중2	5,879	27.7 (1.0)	6,490	27.6 (0.7)	5,990	24.6 (0.8)	5,852	29.6 (0.9)	5,944	30.4 (0.8)	5,404	32.4 (0.8)
중3	5,786	19.3 (0.7)	6,254	19.4 (0.6)	6,026	21.0 (0.7)	5,969	27.8 (0.9)	6,066	28.7 (0.7)	5,827	27.8 (0.7)
고1	5,792	15.1 (0.8)	6,183	17.2 (0.6)	5,845	15.5 (0.8)	5,930	18.4 (0.6)	5,776	18.7 (0.7)	5,337	16.4 (0.7)
고2	5,851	13.3 (0.7)	6,554	14.0 (0.5)	6,094	15.7 (0.6)	6,270	17.9 (0.6)	6,143	19.5 (0.7)	5,336	20.0 (1.1)
고3	5,590	10.1 (0.6)	6,109	10.9 (0.5)	6,012	12.4 (0.6)	5,971	16.6 (0.6)	6,078	17.7 (0.7)	5,725	16.5 (0.7)
학교급												
중학교	17,614	25.6 (0.5)	18,924	25.9 (0.4)	18,014	24.6 (0.5)	17,609	29.4 (0.5)	17,593	31.1 (0.5)	16,441	30.8 (0.5)
고등학교	17,233	12.8 (0.4)	18,846	14.1 (0.3)	17,951	14.5 (0.4)	18,171	17.6 (0.4)	17,997	18.6 (0.5)	16,398	17.6 (0.5)

※ 최근 7일 동안 고강도 신체활동(조깅, 축구, 농구, 태권도, 등산, 빠른 속도의 자전거타기, 빠른 수영, 무거운 물건 나르기 등)을 20분 이상 한 날이 3일 이상인 사람의 분율
 ※ '19년 설문문항 수정으로 연도별 결과 비교 시 주의

(계속: 주3일 이상 고강도 신체활동 실천율)

(단위: %)

구분	'16		'17		'18		'19		'20		'21	
	분석대상자수	분율(표준오차)	분석대상자수	분율(표준오차)	분석대상자수	분율(표준오차)	분석대상자수	분율(표준오차)	분석대상자수	분율(표준오차)	분석대상자수	분율(표준오차)
전체												
전체	65,528	37.7 (0.4)	62,276	37.3 (0.4)	60,040	37.8 (0.4)	57,303	32.0 (0.4)	54,948	27.5 (0.4)	54,848	30.0 (0.3)
학년												
중1	10,483	48.2 (0.6)	10,189	47.4 (0.7)	9,847	47.3 (0.7)	9,738	41.7 (0.8)	10,005	33.1 (0.6)	10,016	36.1 (0.6)
중2	10,517	47.2 (0.7)	10,377	45.2 (0.7)	10,092	44.4 (0.7)	9,665	37.3 (0.8)	9,564	29.9 (0.6)	10,235	35.0 (0.7)
중3	11,219	44.9 (0.8)	10,319	44.0 (0.7)	10,290	43.4 (0.7)	9,981	36.0 (0.8)	9,392	29.6 (0.7)	9,764	34.0 (0.7)
고1	11,355	32.2 (0.9)	10,165	32.6 (0.8)	9,260	32.9 (0.9)	9,273	26.7 (0.8)	8,907	24.2 (0.7)	8,461	25.2 (0.7)
고2	11,070	30.3 (0.8)	10,800	31.5 (0.8)	10,039	32.7 (0.8)	9,044	27.5 (0.7)	8,907	25.1 (0.7)	8,647	26.1 (0.7)
고3	10,884	28.0 (0.8)	10,426	27.8 (0.8)	10,512	29.5 (0.8)	9,602	24.4 (0.7)	8,173	23.1 (0.7)	7,725	22.7 (0.7)
학교급												
중학교	32,219	46.7 (0.5)	30,885	45.5 (0.5)	30,229	44.9 (0.5)	29,384	38.3 (0.6)	28,961	31.0 (0.4)	30,015	35.1 (0.4)
고등학교	33,309	30.2 (0.6)	31,391	30.6 (0.6)	29,811	31.6 (0.7)	27,919	26.1 (0.6)	25,987	24.1 (0.6)	24,833	24.6 (0.5)
남학생												
전체	33,803	49.4 (0.5)	31,624	49.6 (0.4)	30,463	50.7 (0.4)	29,841	44.8 (0.4)	28,353	37.8 (0.4)	28,401	40.8 (0.4)
학년												
중1	5,516	58.1 (0.7)	5,178	60.0 (0.8)	4,960	59.1 (0.8)	5,126	54.6 (0.9)	5,098	42.7 (0.8)	5,156	46.4 (0.8)
중2	5,466	59.0 (0.8)	5,272	57.0 (0.8)	5,137	56.6 (0.8)	5,039	51.4 (0.9)	4,823	39.4 (0.8)	5,326	45.2 (0.8)
중3	5,760	57.5 (0.8)	5,202	57.0 (0.8)	5,231	57.4 (0.9)	5,236	50.0 (0.8)	4,909	40.0 (0.9)	5,104	45.8 (0.8)
고1	5,861	45.9 (0.9)	5,069	45.0 (0.9)	4,805	47.1 (0.9)	4,782	39.8 (0.8)	4,602	35.7 (0.9)	4,456	36.0 (0.8)
고2	5,744	42.5 (0.8)	5,610	43.8 (0.9)	5,110	46.2 (0.9)	4,662	40.4 (0.9)	4,631	36.3 (0.8)	4,478	37.6 (0.9)
고3	5,456	37.9 (0.9)	5,293	39.5 (1.0)	5,220	41.7 (1.0)	4,996	35.2 (0.8)	4,290	32.6 (1.0)	3,881	33.3 (1.0)
학교급												
중학교	16,742	58.2 (0.5)	15,652	58.0 (0.5)	15,328	57.6 (0.5)	15,401	52.0 (0.6)	14,830	40.8 (0.5)	15,586	45.8 (0.5)
고등학교	17,061	42.1 (0.6)	15,972	42.7 (0.6)	15,135	44.8 (0.6)	14,440	38.4 (0.5)	13,523	34.8 (0.5)	12,815	35.6 (0.5)
여학생												
전체	31,725	24.9 (0.4)	30,652	24.0 (0.4)	29,577	23.7 (0.4)	27,462	18.0 (0.3)	26,595	16.5 (0.3)	26,447	18.4 (0.3)
학년												
중1	4,967	37.4 (0.8)	5,011	33.9 (0.8)	4,887	34.7 (0.8)	4,612	28.0 (0.7)	4,907	22.9 (0.7)	4,860	25.1 (0.8)
중2	5,051	34.4 (0.9)	5,105	32.4 (0.8)	4,955	31.2 (0.9)	4,626	22.1 (0.7)	4,741	19.8 (0.6)	4,909	24.3 (0.8)
중3	5,459	31.2 (0.8)	5,117	29.7 (0.8)	5,059	28.2 (0.7)	4,745	21.0 (0.7)	4,483	18.4 (0.7)	4,660	21.5 (0.7)
고1	5,494	17.2 (0.6)	5,096	19.1 (0.7)	4,455	17.4 (0.6)	4,491	12.5 (0.7)	4,305	11.8 (0.5)	4,005	13.7 (0.6)
고2	5,326	17.0 (0.6)	5,190	18.0 (0.7)	4,929	18.1 (0.6)	4,382	13.4 (0.5)	4,276	13.0 (0.6)	4,169	13.6 (0.6)
고3	5,428	17.2 (0.7)	5,133	15.2 (0.6)	5,292	16.0 (0.6)	4,606	12.6 (0.8)	3,883	12.6 (0.6)	3,844	11.2 (0.6)
학교급												
중학교	15,477	34.2 (0.6)	15,233	32.0 (0.5)	14,901	31.3 (0.5)	13,983	23.7 (0.5)	14,131	20.5 (0.4)	14,429	23.7 (0.5)
고등학교	16,248	17.2 (0.4)	15,419	17.4 (0.4)	14,676	17.1 (0.4)	13,479	12.8 (0.4)	12,464	12.5 (0.3)	12,018	12.8 (0.4)

결과표34. 하루60분 주5일 이상 신체활동 실천율

(단위: %)

구분	'10		'11		'12		'13		'14		'15	
	분석대상자수	분율(표준오차)	분석대상자수	분율(표준오차)	분석대상자수	분율(표준오차)	분석대상자수	분율(표준오차)	분석대상자수	분율(표준오차)	분석대상자수	분율(표준오차)
전체												
전체	73,238	10.0 (0.2)	75,643	10.8 (0.2)	74,186	12.0 (0.2)	72,435	12.6 (0.2)	72,060	13.8 (0.2)	68,043	14.2 (0.2)
학년												
중1	12,468	11.3 (0.4)	12,728	13.1 (0.4)	12,362	14.1 (0.4)	12,199	14.9 (0.4)	11,661	16.5 (0.4)	10,786	16.5 (0.4)
중2	12,499	11.4 (0.4)	12,903	11.9 (0.4)	12,384	14.6 (0.4)	12,113	15.4 (0.4)	12,275	16.1 (0.4)	11,442	16.9 (0.5)
중3	12,603	11.6 (0.4)	12,843	11.8 (0.4)	12,551	13.5 (0.4)	12,218	15.9 (0.4)	12,220	16.1 (0.4)	12,071	16.9 (0.5)
고1	12,021	9.5 (0.4)	12,569	10.1 (0.4)	12,451	10.5 (0.4)	12,028	9.7 (0.3)	11,824	10.9 (0.4)	11,122	12.0 (0.5)
고2	12,124	8.6 (0.5)	12,508	9.4 (0.4)	12,315	10.2 (0.4)	11,865	10.5 (0.4)	12,152	12.9 (0.5)	11,113	12.9 (0.5)
고3	11,523	7.2 (0.4)	12,092	8.5 (0.3)	12,123	9.3 (0.4)	12,012	9.4 (0.4)	11,928	10.8 (0.4)	11,509	10.9 (0.5)
학교급												
중학교	37,570	11.5 (0.3)	38,474	12.3 (0.3)	37,297	14.1 (0.3)	36,530	15.4 (0.3)	36,156	16.2 (0.3)	34,299	16.8 (0.3)
고등학교	35,668	8.5 (0.3)	37,169	9.3 (0.3)	36,889	10.0 (0.3)	35,905	9.9 (0.2)	35,904	11.6 (0.3)	33,744	11.9 (0.4)
남학생												
전체	38,391	14.5 (0.3)	37,873	15.8 (0.3)	38,221	17.3 (0.2)	36,655	17.8 (0.3)	36,470	19.2 (0.3)	35,204	20.5 (0.3)
학년												
중1	6,519	16.8 (0.6)	6,548	19.2 (0.6)	6,364	19.8 (0.5)	6,411	21.2 (0.6)	6,078	22.2 (0.6)	5,576	23.0 (0.6)
중2	6,620	16.8 (0.6)	6,413	17.8 (0.6)	6,394	21.3 (0.6)	6,261	22.0 (0.5)	6,331	22.9 (0.6)	6,038	24.0 (0.6)
중3	6,817	16.9 (0.6)	6,589	17.7 (0.5)	6,525	20.0 (0.5)	6,249	22.5 (0.6)	6,154	21.7 (0.6)	6,244	24.7 (0.6)
고1	6,229	13.6 (0.6)	6,386	14.7 (0.5)	6,606	15.8 (0.5)	6,098	14.0 (0.5)	6,048	15.5 (0.5)	5,785	18.2 (0.6)
고2	6,273	12.6 (0.7)	5,954	13.8 (0.6)	6,221	14.2 (0.5)	5,595	14.6 (0.5)	6,009	18.0 (0.6)	5,777	17.9 (0.6)
고3	5,933	10.2 (0.6)	5,983	11.6 (0.5)	6,111	13.2 (0.5)	6,041	13.0 (0.5)	5,850	15.2 (0.6)	5,784	16.0 (0.6)
학교급												
중학교	19,956	16.9 (0.4)	19,550	18.2 (0.3)	19,283	20.4 (0.3)	18,921	21.9 (0.3)	18,563	22.3 (0.4)	17,858	24.0 (0.4)
고등학교	18,435	12.2 (0.4)	18,323	13.4 (0.4)	18,938	14.4 (0.3)	17,734	13.8 (0.3)	17,907	16.2 (0.4)	17,346	17.3 (0.4)
여학생												
전체	34,847	4.9 (0.1)	37,770	5.2 (0.1)	35,965	6.1 (0.2)	35,780	6.9 (0.2)	35,590	8.0 (0.2)	32,839	7.4 (0.2)
학년												
중1	5,949	5.4 (0.3)	6,180	6.4 (0.4)	5,998	7.8 (0.4)	5,788	8.1 (0.4)	5,583	10.3 (0.4)	5,210	9.3 (0.4)
중2	5,879	5.3 (0.4)	6,490	5.6 (0.3)	5,990	7.2 (0.4)	5,852	8.2 (0.4)	5,944	8.7 (0.4)	5,404	9.2 (0.4)
중3	5,786	5.7 (0.4)	6,254	5.3 (0.3)	6,026	6.6 (0.4)	5,969	8.6 (0.4)	6,066	10.0 (0.4)	5,827	8.4 (0.4)
고1	5,792	4.7 (0.4)	6,183	4.8 (0.4)	5,845	4.5 (0.3)	5,930	5.0 (0.3)	5,776	5.8 (0.4)	5,337	5.2 (0.4)
고2	5,851	4.1 (0.3)	6,554	4.3 (0.3)	6,094	5.8 (0.4)	6,270	6.1 (0.3)	6,143	7.4 (0.5)	5,336	7.4 (0.6)
고3	5,590	3.9 (0.3)	6,109	5.0 (0.3)	6,012	4.8 (0.4)	5,971	5.4 (0.3)	6,078	6.0 (0.4)	5,725	5.5 (0.4)
학교급												
중학교	17,614	5.5 (0.2)	18,924	5.7 (0.2)	18,014	7.2 (0.2)	17,609	8.3 (0.2)	17,593	9.6 (0.2)	16,441	8.9 (0.3)
고등학교	17,233	4.2 (0.2)	18,846	4.7 (0.2)	17,951	5.0 (0.2)	18,171	5.5 (0.2)	17,997	6.4 (0.3)	16,398	6.0 (0.3)

* 최근 7일 동안 운동 종류 상관없이 심장박동이 정상시보다 증가하거나, 숨이 찬 정도의 신체활동을 하루에 총합이 60분 이상 한 날이 5일 이상인 사람의 분율

(계속: 하루60분 주5일 이상 신체활동 실천율)

(단위: %)

구분	'16		'17		'18		'19		'20		'21	
	분석대상자수	분율(표준오차)	분석대상자수	분율(표준오차)	분석대상자수	분율(표준오차)	분석대상자수	분율(표준오차)	분석대상자수	분율(표준오차)	분석대상자수	분율(표준오차)
전체												
전체	65,528	13.1 (0.2)	62,276	13.8 (0.2)	60,040	13.9 (0.2)	57,303	14.7 (0.2)	54,948	14.0 (0.2)	54,848	14.6 (0.2)
학년												
중1	10,483	16.0 (0.4)	10,189	16.6 (0.4)	9,847	17.3 (0.5)	9,738	18.9 (0.5)	10,005	16.9 (0.5)	10,016	17.7 (0.5)
중2	10,517	15.8 (0.4)	10,377	16.2 (0.5)	10,092	16.8 (0.5)	9,665	17.1 (0.5)	9,564	15.5 (0.4)	10,235	16.8 (0.4)
중3	11,219	16.6 (0.5)	10,319	17.5 (0.5)	10,290	16.4 (0.5)	9,981	16.5 (0.5)	9,392	15.7 (0.5)	9,764	16.6 (0.4)
고1	11,355	11.2 (0.5)	10,165	11.8 (0.5)	9,260	11.2 (0.4)	9,273	12.8 (0.5)	8,907	11.6 (0.5)	8,461	11.4 (0.4)
고2	11,070	10.7 (0.5)	10,800	11.7 (0.4)	10,039	12.0 (0.5)	9,044	12.5 (0.5)	8,907	12.9 (0.5)	8,647	13.1 (0.5)
고3	10,884	9.9 (0.4)	10,426	10.5 (0.5)	10,512	11.2 (0.4)	9,602	11.4 (0.5)	8,173	11.7 (0.5)	7,725	11.7 (0.5)
학교급												
중학교	32,219	16.2 (0.3)	30,885	16.7 (0.3)	30,229	16.8 (0.3)	29,384	17.5 (0.3)	28,961	16.1 (0.3)	30,015	17.0 (0.3)
고등학교	33,309	10.6 (0.3)	31,391	11.3 (0.3)	29,811	11.5 (0.3)	27,919	12.2 (0.3)	25,987	12.1 (0.4)	24,833	12.1 (0.3)
남학생												
전체	33,803	18.8 (0.3)	31,624	19.5 (0.3)	30,463	20.3 (0.3)	29,841	21.5 (0.3)	28,353	19.9 (0.3)	28,401	20.7 (0.3)
학년												
중1	5,516	21.9 (0.6)	5,178	23.2 (0.7)	4,960	23.7 (0.7)	5,126	26.5 (0.6)	5,098	22.9 (0.6)	5,156	23.7 (0.7)
중2	5,466	22.1 (0.6)	5,272	22.8 (0.6)	5,137	23.7 (0.7)	5,039	25.4 (0.7)	4,823	21.0 (0.6)	5,326	23.4 (0.6)
중3	5,760	24.1 (0.6)	5,202	24.5 (0.6)	5,231	24.2 (0.7)	5,236	24.3 (0.7)	4,909	22.3 (0.7)	5,104	23.7 (0.6)
고1	5,861	16.6 (0.7)	5,069	17.1 (0.7)	4,805	17.3 (0.6)	4,782	19.3 (0.7)	4,602	17.4 (0.7)	4,456	16.7 (0.6)
고2	5,744	15.7 (0.6)	5,610	16.4 (0.6)	5,110	17.5 (0.6)	4,662	18.1 (0.8)	4,631	19.0 (0.7)	4,478	19.0 (0.7)
고3	5,456	14.1 (0.6)	5,293	15.3 (0.8)	5,220	16.7 (0.7)	4,996	16.7 (0.6)	4,290	16.9 (0.8)	3,881	17.3 (0.7)
학교급												
중학교	16,742	22.7 (0.4)	15,652	23.5 (0.4)	15,328	23.9 (0.4)	15,401	25.4 (0.4)	14,830	22.1 (0.4)	15,586	23.6 (0.4)
고등학교	17,061	15.5 (0.4)	15,972	16.2 (0.5)	15,135	17.1 (0.4)	14,440	18.0 (0.4)	13,523	17.8 (0.5)	12,815	17.7 (0.4)
여학생												
전체	31,725	7.0 (0.2)	30,652	7.5 (0.2)	29,577	7.1 (0.2)	27,462	7.3 (0.2)	26,595	7.7 (0.2)	26,447	8.1 (0.2)
학년												
중1	4,967	9.6 (0.5)	5,011	9.4 (0.4)	4,887	10.3 (0.4)	4,612	10.7 (0.5)	4,907	10.6 (0.5)	4,860	11.3 (0.5)
중2	5,051	9.0 (0.4)	5,105	9.1 (0.5)	4,955	9.4 (0.5)	4,626	8.1 (0.4)	4,741	9.6 (0.5)	4,909	9.9 (0.4)
중3	5,459	8.4 (0.4)	5,117	9.7 (0.5)	5,059	7.9 (0.4)	4,745	8.0 (0.4)	4,483	8.6 (0.5)	4,660	9.0 (0.5)
고1	5,494	5.2 (0.3)	5,096	6.0 (0.4)	4,455	4.5 (0.3)	4,491	5.7 (0.4)	4,305	5.4 (0.4)	4,005	5.8 (0.4)
고2	5,326	5.4 (0.4)	5,190	6.6 (0.4)	4,929	6.0 (0.4)	4,382	6.2 (0.4)	4,276	6.3 (0.4)	4,169	6.8 (0.5)
고3	5,428	5.4 (0.4)	5,133	5.2 (0.4)	5,292	5.2 (0.4)	4,606	5.6 (0.6)	3,883	5.9 (0.4)	3,844	5.5 (0.4)
학교급												
중학교	15,477	9.0 (0.3)	15,233	9.4 (0.3)	14,901	9.1 (0.3)	13,983	8.9 (0.3)	14,131	9.6 (0.3)	14,429	10.1 (0.3)
고등학교	16,248	5.3 (0.3)	15,419	5.9 (0.3)	14,676	5.3 (0.2)	13,479	5.8 (0.3)	12,464	5.9 (0.3)	12,018	6.0 (0.3)

결과표35. 주3일 이상 근력강화운동 실천율

(단위: %)

구분	'10		'11		'12		'13		'14		'15	
	분석대상자수	분율(표준오차)	분석대상자수	분율(표준오차)	분석대상자수	분율(표준오차)	분석대상자수	분율(표준오차)	분석대상자수	분율(표준오차)	분석대상자수	분율(표준오차)
전체												
전체	73,238	20.9 (0.4)	75,643	20.0 (0.3)	74,186	19.2 (0.3)	72,435	20.1 (0.3)	72,060	22.1 (0.3)	68,043	22.1 (0.4)
학년												
중1	12,468	22.8 (0.7)	12,728	22.7 (0.6)	12,362	20.6 (0.5)	12,199	22.3 (0.5)	11,661	22.2 (0.5)	10,786	22.4 (0.5)
중2	12,499	22.0 (0.5)	12,903	21.4 (0.6)	12,384	20.3 (0.5)	12,113	20.7 (0.5)	12,275	21.4 (0.5)	11,442	22.5 (0.6)
중3	12,603	22.1 (0.6)	12,843	20.2 (0.5)	12,551	19.2 (0.5)	12,218	21.1 (0.5)	12,220	22.0 (0.5)	12,071	22.0 (0.5)
고1	12,021	19.8 (0.7)	12,569	19.0 (0.6)	12,451	17.8 (0.7)	12,028	18.2 (0.6)	11,824	20.6 (0.6)	11,122	21.0 (0.7)
고2	12,124	20.2 (0.8)	12,508	19.2 (0.6)	12,315	19.1 (0.6)	11,865	19.3 (0.6)	12,152	23.6 (0.7)	11,113	22.2 (0.8)
고3	11,523	18.4 (0.8)	12,092	17.4 (0.6)	12,123	18.3 (0.7)	12,012	19.5 (0.7)	11,928	22.7 (0.7)	11,509	22.4 (0.7)
학교급												
중학교	37,570	22.3 (0.4)	38,474	21.4 (0.4)	37,297	20.0 (0.3)	36,530	21.3 (0.4)	36,156	21.9 (0.4)	34,299	22.3 (0.4)
고등학교	35,668	19.5 (0.6)	37,169	18.5 (0.5)	36,889	18.4 (0.5)	35,905	19.0 (0.5)	35,904	22.3 (0.5)	33,744	21.9 (0.6)
남학생												
전체	38,391	30.5 (0.4)	37,873	29.5 (0.3)	38,221	28.2 (0.3)	36,655	29.6 (0.3)	36,470	32.0 (0.3)	35,204	32.9 (0.3)
학년												
중1	6,519	31.8 (0.8)	6,548	31.4 (0.7)	6,364	27.7 (0.6)	6,411	31.4 (0.7)	6,078	29.5 (0.6)	5,576	30.8 (0.7)
중2	6,620	30.4 (0.6)	6,413	31.6 (0.7)	6,394	28.5 (0.6)	6,261	29.6 (0.6)	6,331	29.7 (0.7)	6,038	32.2 (0.7)
중3	6,817	32.5 (0.8)	6,589	29.8 (0.6)	6,525	27.9 (0.6)	6,249	30.0 (0.7)	6,154	30.2 (0.8)	6,244	32.0 (0.7)
고1	6,229	29.0 (0.9)	6,386	28.9 (0.7)	6,606	27.8 (0.7)	6,098	28.3 (0.7)	6,048	31.8 (0.7)	5,785	32.6 (0.7)
고2	6,273	30.6 (0.9)	5,954	29.2 (0.7)	6,221	28.9 (0.7)	5,595	29.0 (0.8)	6,009	35.5 (0.8)	5,777	34.2 (0.8)
고3	5,933	28.9 (0.7)	5,983	26.6 (0.7)	6,111	28.5 (0.8)	6,041	29.5 (0.9)	5,850	34.9 (0.7)	5,784	34.7 (0.7)
학교급												
중학교	19,956	31.6 (0.4)	19,550	30.9 (0.5)	19,283	28.0 (0.4)	18,921	30.3 (0.4)	18,563	29.8 (0.4)	17,858	31.7 (0.5)
고등학교	18,435	29.5 (0.6)	18,323	28.3 (0.4)	18,938	28.4 (0.4)	17,734	29.0 (0.5)	17,907	34.1 (0.5)	17,346	33.9 (0.5)
여학생												
전체	34,847	10.0 (0.2)	37,770	9.3 (0.2)	35,965	9.2 (0.2)	35,780	9.8 (0.2)	35,590	11.3 (0.2)	32,839	10.3 (0.2)
학년												
중1	5,949	13.0 (0.6)	6,180	13.2 (0.5)	5,998	12.8 (0.6)	5,788	12.2 (0.5)	5,583	14.2 (0.5)	5,210	13.2 (0.5)
중2	5,879	12.5 (0.6)	6,490	10.4 (0.5)	5,990	11.2 (0.6)	5,852	11.0 (0.6)	5,944	12.4 (0.4)	5,404	12.0 (0.6)
중3	5,786	10.3 (0.5)	6,254	9.5 (0.4)	6,026	10.0 (0.4)	5,969	11.4 (0.6)	6,066	13.1 (0.5)	5,827	11.0 (0.4)
고1	5,792	9.3 (0.4)	6,183	7.9 (0.4)	5,845	6.6 (0.4)	5,930	7.4 (0.4)	5,776	8.4 (0.4)	5,337	8.3 (0.4)
고2	5,851	8.2 (0.5)	6,554	7.8 (0.4)	6,094	8.1 (0.4)	6,270	8.5 (0.4)	6,143	10.7 (0.5)	5,336	9.0 (0.5)
고3	5,590	6.8 (0.5)	6,109	6.9 (0.4)	6,012	6.7 (0.4)	5,971	8.4 (0.4)	6,078	9.4 (0.5)	5,725	9.2 (0.5)
학교급												
중학교	17,614	11.9 (0.3)	18,924	11.0 (0.3)	18,014	11.3 (0.3)	17,609	11.5 (0.3)	17,593	13.2 (0.3)	16,441	12.0 (0.3)
고등학교	17,233	8.1 (0.3)	18,846	7.6 (0.3)	17,951	7.2 (0.2)	18,171	8.1 (0.2)	17,997	9.5 (0.3)	16,398	8.9 (0.3)

* 최근 7일 동안 근력강화운동(팔굽혀펴기, 윗몸일으키기, 엮기 들기, 아령, 철봉, 평행봉 등)을 3일 이상 한 사람의 분율

(계속: 주3일 이상 근력강화운동 실천율)

(단위: %)

구분	'16		'17		'18		'19		'20		'21	
	분석대상자수	분율(표준오차)	분석대상자수	분율(표준오차)	분석대상자수	분율(표준오차)	분석대상자수	분율(표준오차)	분석대상자수	분율(표준오차)	분석대상자수	분율(표준오차)
전체												
전체	65,528	20.8 (0.4)	62,276	22.8 (0.4)	60,040	23.4 (0.4)	57,303	21.9 (0.4)	54,948	24.0 (0.4)	54,848	22.5 (0.4)
학년												
중1	10,483	21.8 (0.5)	10,189	23.7 (0.5)	9,847	23.6 (0.5)	9,738	22.8 (0.5)	10,005	23.1 (0.5)	10,016	22.9 (0.6)
중2	10,517	21.0 (0.5)	10,377	23.9 (0.6)	10,092	23.3 (0.6)	9,665	22.4 (0.5)	9,564	23.3 (0.6)	10,235	24.4 (0.6)
중3	11,219	21.6 (0.6)	10,319	23.8 (0.6)	10,290	24.6 (0.6)	9,981	22.5 (0.5)	9,392	25.8 (0.6)	9,764	24.4 (0.6)
고1	11,355	19.9 (0.7)	10,165	21.8 (0.7)	9,260	23.0 (0.8)	9,273	21.1 (0.7)	8,907	24.8 (0.8)	8,461	21.2 (0.7)
고2	11,070	20.2 (0.7)	10,800	22.4 (0.7)	10,039	22.6 (0.8)	9,044	21.7 (0.7)	8,907	24.1 (0.8)	8,647	22.4 (0.7)
고3	10,884	20.6 (0.7)	10,426	21.8 (0.7)	10,512	23.2 (0.8)	9,602	21.2 (0.7)	8,173	22.9 (0.8)	7,725	19.8 (0.7)
학교급												
중학교	32,219	21.5 (0.4)	30,885	23.8 (0.4)	30,229	23.9 (0.4)	29,384	22.5 (0.4)	28,961	24.0 (0.4)	30,015	23.9 (0.5)
고등학교	33,309	20.2 (0.6)	31,391	22.0 (0.6)	29,811	23.0 (0.6)	27,919	21.3 (0.6)	25,987	23.9 (0.7)	24,833	21.1 (0.6)
남학생												
전체	33,803	30.9 (0.3)	31,624	33.7 (0.4)	30,463	35.2 (0.4)	29,841	33.4 (0.3)	28,353	36.8 (0.4)	28,401	34.7 (0.4)
학년												
중1	5,516	29.9 (0.7)	5,178	33.3 (0.8)	4,960	33.3 (0.7)	5,126	32.4 (0.7)	5,098	32.3 (0.7)	5,156	32.4 (0.9)
중2	5,466	29.7 (0.7)	5,272	33.8 (0.8)	5,137	33.1 (0.7)	5,039	32.5 (0.7)	4,823	34.4 (0.7)	5,326	36.2 (0.8)
중3	5,760	31.4 (0.7)	5,202	33.5 (0.8)	5,231	35.8 (0.8)	5,236	33.5 (0.7)	4,909	39.4 (0.8)	5,104	37.3 (0.8)
고1	5,861	31.5 (0.8)	5,069	33.3 (0.7)	4,805	36.5 (0.9)	4,782	34.0 (0.7)	4,602	40.1 (0.8)	4,456	34.7 (0.8)
고2	5,744	31.2 (0.7)	5,610	34.5 (0.7)	5,110	35.5 (0.8)	4,662	34.7 (0.8)	4,631	39.3 (0.8)	4,478	35.8 (0.8)
고3	5,456	31.3 (0.8)	5,293	33.4 (0.9)	5,220	36.6 (0.8)	4,996	33.3 (0.8)	4,290	35.8 (1.0)	3,881	31.5 (1.0)
학교급												
중학교	16,742	30.4 (0.5)	15,652	33.5 (0.5)	15,328	34.1 (0.5)	15,401	32.8 (0.4)	14,830	35.2 (0.5)	15,586	35.3 (0.6)
고등학교	17,061	31.3 (0.5)	15,972	33.8 (0.5)	15,135	36.2 (0.5)	14,440	34.0 (0.5)	13,523	38.4 (0.5)	12,815	34.0 (0.5)
여학생												
전체	31,725	9.8 (0.2)	30,652	11.0 (0.2)	29,577	10.5 (0.2)	27,462	9.4 (0.2)	26,595	10.1 (0.2)	26,447	9.5 (0.2)
학년												
중1	4,967	13.0 (0.6)	5,011	13.4 (0.5)	4,887	13.1 (0.5)	4,612	12.5 (0.6)	4,907	13.4 (0.6)	4,860	12.8 (0.5)
중2	5,051	11.3 (0.5)	5,105	13.2 (0.5)	4,955	12.8 (0.6)	4,626	11.4 (0.5)	4,741	11.5 (0.5)	4,909	11.8 (0.5)
중3	5,459	11.0 (0.5)	5,117	13.1 (0.5)	5,059	12.4 (0.5)	4,745	10.5 (0.5)	4,483	11.3 (0.5)	4,660	10.6 (0.5)
고1	5,494	7.3 (0.4)	5,096	9.3 (0.5)	4,455	8.2 (0.5)	4,491	7.0 (0.4)	4,305	8.3 (0.5)	4,005	6.8 (0.4)
고2	5,326	8.1 (0.4)	5,190	9.1 (0.5)	4,929	8.6 (0.5)	4,382	7.4 (0.4)	4,276	7.6 (0.5)	4,169	7.9 (0.5)
고3	5,428	9.0 (0.5)	5,133	9.2 (0.5)	5,292	8.6 (0.4)	4,606	8.2 (0.6)	3,883	8.6 (0.5)	3,844	7.0 (0.4)
학교급												
중학교	15,477	11.8 (0.3)	15,233	13.2 (0.3)	14,901	12.8 (0.3)	13,983	11.5 (0.3)	14,131	12.1 (0.3)	14,429	11.7 (0.3)
고등학교	16,248	8.2 (0.3)	15,419	9.2 (0.3)	14,676	8.5 (0.3)	13,479	7.5 (0.3)	12,464	8.2 (0.3)	12,018	7.2 (0.3)

결과표36. 주중 학습목적 앞서 보낸 시간

(단위: 분)

구분	'10		'11		'12		'13		'14		'15	
	분석대상자수	평균(표준오차)	분석대상자수	평균(표준오차)	분석대상자수	평균(표준오차)	분석대상자수	평균(표준오차)	분석대상자수	평균(표준오차)	분석대상자수	평균(표준오차)
전체												
전체	-	--	-	--	-	--	69,999	430.5 (3.4)	69,493	444.7 (3.1)	65,791	452.9 (3.3)
학년												
중1	-	--	-	--	-	--	11,746	338.2 (4.0)	11,128	361.8 (3.9)	10,378	366.7 (3.5)
중2	-	--	-	--	-	--	11,654	358.1 (3.8)	11,773	370.7 (3.7)	10,969	383.6 (3.8)
중3	-	--	-	--	-	--	11,775	362.5 (4.3)	11,763	381.8 (3.8)	11,656	384.5 (3.4)
고1	-	--	-	--	-	--	11,667	481.5 (6.2)	11,464	503.3 (6.2)	10,783	503.1 (6.3)
고2	-	--	-	--	-	--	11,503	496.4 (6.1)	11,770	495.0 (6.3)	10,804	512.1 (6.4)
고3	-	--	-	--	-	--	11,654	533.1 (6.3)	11,595	537.2 (5.4)	11,201	537.1 (6.0)
학교급												
중학교	-	--	-	--	-	--	35,175	353.0 (3.0)	34,664	371.8 (2.8)	33,003	379.0 (2.5)
고등학교	-	--	-	--	-	--	34,824	503.7 (5.4)	34,829	511.9 (5.1)	32,788	517.7 (5.3)
남학생												
전체	-	--	-	--	-	--	35,375	375.5 (5.0)	35,070	387.3 (4.2)	33,946	399.2 (4.5)
학년												
중1	-	--	-	--	-	--	6,168	288.9 (4.5)	5,798	313.7 (4.2)	5,374	323.6 (4.3)
중2	-	--	-	--	-	--	6,000	306.2 (4.3)	6,039	316.5 (4.1)	5,772	332.2 (4.2)
중3	-	--	-	--	-	--	6,031	308.9 (4.7)	5,903	325.9 (3.9)	6,020	335.7 (4.0)
고1	-	--	-	--	-	--	5,897	416.1 (8.1)	5,833	439.8 (7.7)	5,602	445.1 (7.8)
고2	-	--	-	--	-	--	5,413	445.5 (9.2)	5,818	430.5 (8.1)	5,594	452.9 (8.6)
고3	-	--	-	--	-	--	5,866	474.4 (9.1)	5,679	480.5 (7.6)	5,584	480.4 (8.5)
학교급												
중학교	-	--	-	--	-	--	18,199	301.3 (3.0)	17,740	318.9 (2.7)	17,166	331.0 (2.6)
고등학교	-	--	-	--	-	--	17,176	445.5 (7.7)	17,330	450.4 (6.7)	16,780	459.6 (7.1)
여학생												
전체	-	--	-	--	-	--	34,624	490.6 (4.6)	34,423	506.9 (4.1)	31,845	510.8 (4.5)
학년												
중1	-	--	-	--	-	--	5,578	392.3 (4.8)	5,330	413.9 (4.9)	5,004	414.2 (4.6)
중2	-	--	-	--	-	--	5,654	414.4 (4.9)	5,734	429.4 (4.4)	5,197	439.2 (4.9)
중3	-	--	-	--	-	--	5,744	421.4 (5.1)	5,860	442.7 (4.5)	5,636	437.9 (4.5)
고1	-	--	-	--	-	--	5,770	551.8 (7.4)	5,631	572.2 (7.6)	5,181	566.2 (8.3)
고2	-	--	-	--	-	--	6,090	552.4 (6.9)	5,952	564.2 (7.3)	5,210	575.9 (7.2)
고3	-	--	-	--	-	--	5,788	598.3 (7.2)	5,916	599.1 (6.6)	5,617	596.7 (7.6)
학교급												
중학교	-	--	-	--	-	--	16,976	409.4 (3.5)	16,924	429.2 (3.0)	15,837	431.4 (2.9)
고등학교	-	--	-	--	-	--	17,648	567.4 (6.0)	17,499	578.5 (5.7)	16,008	579.9 (6.4)

* 최근 7일 동안 주중(월~금)에 학습목적으로 앞서 보낸 하루 평균 시간

* '13년 설문문항 수정 및 '19년 학습목적 이외 예시 추가로 연도 비교 시 주의

(계속: 주중 학습목적 앞서 보낸 시간)

(단위: 분)

구분	'16		'17		'18		'19		'20		'21	
	분석대상자수	평균(표준오차)	분석대상자수	평균(표준오차)	분석대상자수	평균(표준오차)	분석대상자수	평균(표준오차)	분석대상자수	평균(표준오차)	분석대상자수	평균(표준오차)
전체												
전체	63,406	461.2 (3.2)	60,250	453.1 (2.9)	57,338	436.7 (2.8)	55,459	467.4 (2.5)	53,876	416.4 (2.5)	54,001	458.9 (2.1)
학년												
중1	10,094	364.9 (3.9)	9,807	373.6 (3.8)	9,401	343.4 (4.1)	9,448	377.1 (3.6)	9,834	370.3 (3.6)	9,883	416.6 (3.3)
중2	10,095	388.3 (3.8)	10,012	395.9 (3.6)	9,602	385.1 (4.0)	9,296	412.4 (3.5)	9,362	384.4 (4.0)	10,063	435.4 (3.4)
중3	10,825	390.8 (3.9)	9,973	394.7 (3.6)	9,818	390.5 (3.5)	9,633	425.7 (3.7)	9,191	377.7 (4.2)	9,619	442.8 (3.6)
고1	11,000	520.3 (6.2)	9,866	500.9 (5.5)	8,851	479.8 (5.9)	8,973	511.9 (4.7)	8,749	447.0 (4.8)	8,331	502.7 (4.4)
고2	10,768	511.4 (5.6)	10,478	499.0 (5.5)	9,586	485.0 (5.4)	8,771	515.0 (4.7)	8,720	443.7 (4.7)	8,507	498.8 (4.5)
고3	10,624	547.9 (5.7)	10,114	519.1 (5.6)	10,080	505.3 (5.2)	9,338	543.7 (5.0)	8,020	474.2 (5.2)	7,598	461.8 (4.7)
학교급												
중학교	31,014	381.7 (2.8)	29,792	388.2 (2.6)	28,821	373.9 (2.8)	28,377	405.2 (2.5)	28,387	377.2 (2.9)	29,565	431.5 (2.5)
고등학교	32,392	526.6 (5.0)	30,458	506.4 (4.7)	28,517	491.0 (4.5)	27,082	524.2 (3.9)	25,489	454.8 (3.9)	24,436	487.3 (3.5)
남학생												
전체	32,629	407.4 (4.5)	30,474	405.2 (4.4)	29,086	386.0 (3.9)	28,786	423.4 (3.6)	27,848	389.4 (3.5)	28,005	423.5 (2.9)
학년												
중1	5,309	316.3 (4.7)	4,965	330.9 (4.4)	4,751	297.5 (5.2)	4,966	337.4 (4.2)	5,029	346.6 (4.4)	5,100	373.5 (4.2)
중2	5,249	335.5 (4.4)	5,074	346.5 (4.0)	4,877	335.5 (4.6)	4,839	372.4 (4.2)	4,745	354.7 (4.4)	5,253	397.8 (4.0)
중3	5,528	339.7 (4.1)	5,022	347.1 (4.2)	5,002	343.5 (4.8)	5,015	380.2 (4.3)	4,799	349.9 (4.9)	5,040	406.0 (4.4)
고1	5,656	462.8 (8.1)	4,889	453.0 (7.8)	4,606	422.7 (8.3)	4,620	465.7 (6.7)	4,534	418.4 (7.1)	4,394	471.8 (6.6)
고2	5,584	454.0 (7.0)	5,419	452.2 (7.6)	4,874	433.4 (7.0)	4,508	464.7 (6.5)	4,532	416.1 (6.4)	4,413	461.5 (5.8)
고3	5,303	494.0 (8.4)	5,105	467.1 (8.0)	4,976	452.3 (7.1)	4,838	500.9 (6.5)	4,209	448.3 (7.5)	3,805	435.5 (6.8)
학교급												
중학교	16,086	330.8 (2.7)	15,061	341.6 (2.7)	14,630	326.4 (3.1)	14,820	363.4 (2.6)	14,573	350.3 (3.2)	15,393	392.3 (2.8)
고등학교	16,543	470.4 (6.6)	15,413	457.5 (6.7)	14,456	437.2 (6.0)	13,966	477.9 (5.4)	13,275	427.5 (5.7)	12,612	455.8 (4.9)
여학생												
전체	30,777	519.5 (4.5)	29,776	504.7 (3.9)	28,252	491.9 (3.7)	26,673	514.5 (3.5)	26,028	445.5 (3.1)	25,996	496.7 (2.5)
학년												
중1	4,785	417.5 (4.4)	4,842	419.1 (4.9)	4,650	393.0 (5.2)	4,482	419.2 (4.6)	4,805	395.4 (4.4)	4,783	462.2 (3.8)
중2	4,846	446.2 (4.2)	4,938	449.1 (4.7)	4,725	438.3 (4.9)	4,457	455.3 (4.1)	4,617	416.4 (5.1)	4,810	475.2 (4.2)
중3	5,297	445.7 (4.6)	4,951	446.7 (4.1)	4,816	441.6 (4.7)	4,618	473.9 (4.4)	4,392	407.7 (5.1)	4,579	482.3 (4.3)
고1	5,344	582.6 (8.3)	4,977	552.3 (7.4)	4,245	543.0 (6.8)	4,353	561.6 (6.1)	4,215	478.0 (5.8)	3,937	535.9 (5.1)
고2	5,184	573.7 (7.4)	5,059	549.7 (6.9)	4,712	541.2 (6.3)	4,263	569.8 (5.8)	4,188	473.6 (6.2)	4,094	539.1 (5.8)
고3	5,321	606.2 (6.8)	5,009	575.0 (7.1)	5,104	562.7 (6.3)	4,500	589.7 (7.2)	3,811	502.8 (6.5)	3,793	490.2 (5.4)
학교급												
중학교	14,928	436.7 (3.0)	14,731	438.4 (3.0)	14,191	425.3 (3.4)	13,557	449.7 (2.9)	13,814	406.1 (3.4)	14,172	473.1 (2.9)
고등학교	15,849	587.6 (6.2)	15,045	559.1 (5.7)	14,061	549.7 (5.0)	13,116	574.2 (5.0)	12,214	484.6 (4.5)	11,824	521.3 (3.9)

결과표37. 주중 학습목적 이외 앉아서 보낸 시간

(단위: 분)

구분	'10		'11		'12		'13		'14		'15	
	분석대상자수	평균(표준오차)	분석대상자수	평균(표준오차)	분석대상자수	평균(표준오차)	분석대상자수	평균(표준오차)	분석대상자수	평균(표준오차)	분석대상자수	평균(표준오차)
전체												
전체	-	--	-	--	-	--	69,999	148.8 (0.8)	69,493	147.4 (0.8)	65,791	146.6 (0.8)
학년												
중1	-	--	-	--	-	--	11,746	147.4 (1.5)	11,128	148.0 (1.6)	10,378	149.2 (1.6)
중2	-	--	-	--	-	--	11,654	160.7 (1.5)	11,773	158.8 (1.5)	10,969	162.6 (1.6)
중3	-	--	-	--	-	--	11,775	165.4 (1.7)	11,763	163.5 (1.4)	11,656	161.3 (1.6)
고1	-	--	-	--	-	--	11,667	139.6 (1.6)	11,464	133.8 (1.6)	10,783	135.7 (1.6)
고2	-	--	-	--	-	--	11,503	144.8 (1.6)	11,770	143.6 (1.5)	10,804	138.2 (1.5)
고3	-	--	-	--	-	--	11,654	136.5 (1.5)	11,595	138.0 (1.5)	11,201	135.2 (1.5)
학교급												
중학교	-	--	-	--	-	--	35,175	157.8 (1.0)	34,664	157.1 (1.0)	33,003	158.2 (1.1)
고등학교	-	--	-	--	-	--	34,824	140.3 (1.2)	34,829	138.5 (1.1)	32,788	136.3 (1.1)
남학생												
전체	-	--	-	--	-	--	35,375	146.3 (1.3)	35,070	145.8 (1.1)	33,946	143.0 (1.2)
학년												
중1	-	--	-	--	-	--	6,168	139.3 (1.9)	5,798	145.5 (2.1)	5,374	142.5 (2.1)
중2	-	--	-	--	-	--	6,000	156.2 (2.1)	6,039	153.3 (2.2)	5,772	156.8 (2.1)
중3	-	--	-	--	-	--	6,031	162.4 (2.2)	5,903	161.8 (1.9)	6,020	158.0 (2.4)
고1	-	--	-	--	-	--	5,897	139.2 (2.6)	5,833	131.0 (2.3)	5,602	133.7 (2.5)
고2	-	--	-	--	-	--	5,413	144.9 (2.6)	5,818	145.5 (2.3)	5,594	133.8 (2.2)
고3	-	--	-	--	-	--	5,866	136.6 (2.6)	5,679	138.3 (2.4)	5,584	134.6 (2.4)
학교급												
중학교	-	--	-	--	-	--	18,199	152.6 (1.4)	17,740	153.9 (1.3)	17,166	153.1 (1.5)
고등학교	-	--	-	--	-	--	17,176	140.2 (2.1)	17,330	138.3 (1.7)	16,780	134.1 (1.7)
여학생												
전체	-	--	-	--	-	--	34,624	151.6 (1.1)	34,423	149.2 (1.0)	31,845	150.4 (1.1)
학년												
중1	-	--	-	--	-	--	5,578	156.3 (2.1)	5,330	150.6 (2.1)	5,004	156.5 (2.2)
중2	-	--	-	--	-	--	5,654	165.6 (2.0)	5,734	164.6 (1.9)	5,197	168.8 (2.1)
중3	-	--	-	--	-	--	5,744	168.7 (2.2)	5,860	165.3 (2.0)	5,636	164.9 (1.9)
고1	-	--	-	--	-	--	5,770	139.9 (2.0)	5,631	137.0 (2.1)	5,181	137.7 (2.3)
고2	-	--	-	--	-	--	6,090	144.6 (1.9)	5,952	141.5 (2.1)	5,210	142.9 (2.0)
고3	-	--	-	--	-	--	5,788	136.5 (1.9)	5,916	137.8 (2.0)	5,617	135.8 (2.0)
학교급												
중학교	-	--	-	--	-	--	16,976	163.5 (1.4)	16,924	160.5 (1.3)	15,837	163.8 (1.3)
고등학교	-	--	-	--	-	--	17,648	140.3 (1.5)	17,499	138.8 (1.4)	16,008	138.8 (1.6)

* 최근 7일 동안 주중(월~금)에 학습 이외의 목적으로 앉아서 보낸 하루 평균 시간

* '13년 설문문항 수정 및 '19년 학습목적 이외 예시 추가로 연도 비교 시 주의

(계속: 주중 학습목적 이외 앉아서 보낸 시간)

(단위: 분)

구분	'16		'17		'18		'19		'20		'21	
	분석대상자수	평균(표준오차)	분석대상자수	평균(표준오차)	분석대상자수	평균(표준오차)	분석대상자수	평균(표준오차)	분석대상자수	평균(표준오차)	분석대상자수	평균(표준오차)
전체												
전체	63,406	143.3 (0.8)	60,250	151.0 (0.8)	57,338	185.0 (1.0)	55,459	167.3 (0.8)	53,876	229.7 (1.1)	54,001	209.5 (0.9)
학년												
중1	10,094	146.4 (1.4)	9,807	152.8 (1.6)	9,401	190.7 (2.3)	9,448	164.4 (1.6)	9,834	229.7 (2.2)	9,883	213.3 (2.2)
중2	10,095	159.4 (1.7)	10,012	165.8 (1.5)	9,602	198.5 (2.1)	9,296	169.8 (1.5)	9,362	239.7 (2.4)	10,063	207.7 (2.0)
중3	10,825	158.4 (1.5)	9,973	163.1 (1.4)	9,818	202.0 (2.1)	9,633	180.2 (1.7)	9,191	242.3 (2.5)	9,619	212.3 (1.8)
고1	11,000	132.9 (1.5)	9,866	137.8 (1.6)	8,851	173.6 (2.2)	8,973	162.3 (1.7)	8,749	221.8 (2.2)	8,331	201.9 (2.1)
고2	10,768	137.9 (1.5)	10,478	147.4 (1.5)	9,586	174.2 (1.7)	8,771	167.3 (1.7)	8,720	227.8 (2.2)	8,507	201.9 (2.0)
고3	10,624	130.5 (1.4)	10,114	143.3 (1.6)	10,080	174.9 (2.0)	9,338	161.0 (1.6)	8,020	218.1 (2.3)	7,598	219.2 (2.4)
학교급												
중학교	31,014	154.8 (1.0)	29,792	160.6 (1.0)	28,821	197.3 (1.4)	28,377	171.6 (1.0)	28,387	236.9 (1.7)	29,565	211.0 (1.2)
고등학교	32,392	133.7 (1.1)	30,458	143.0 (1.2)	28,517	174.3 (1.4)	27,082	163.4 (1.1)	25,489	222.6 (1.4)	24,436	207.9 (1.4)
남학생												
전체	32,629	138.7 (1.1)	30,474	146.6 (1.1)	29,086	181.9 (1.4)	28,786	166.2 (1.1)	27,848	227.3 (1.4)	28,005	209.1 (1.3)
학년												
중1	5,309	141.0 (1.9)	4,965	149.6 (2.2)	4,751	185.7 (2.9)	4,966	162.1 (2.3)	5,029	227.9 (2.8)	5,100	212.5 (3.0)
중2	5,249	153.7 (2.3)	5,074	161.4 (2.2)	4,877	196.7 (2.8)	4,839	165.6 (2.0)	4,745	241.0 (2.9)	5,253	206.1 (2.6)
중3	5,528	151.1 (2.1)	5,022	156.0 (2.0)	5,002	199.3 (3.0)	5,015	179.7 (2.5)	4,799	237.0 (3.0)	5,040	214.7 (2.6)
고1	5,656	128.7 (2.2)	4,889	131.5 (2.3)	4,606	165.8 (3.0)	4,620	159.0 (2.3)	4,534	218.4 (3.2)	4,394	201.7 (2.9)
고2	5,584	134.2 (2.1)	5,419	142.2 (2.3)	4,874	169.9 (2.5)	4,508	168.5 (2.6)	4,532	227.4 (2.9)	4,413	200.7 (2.9)
고3	5,303	129.0 (2.1)	5,105	143.0 (2.4)	4,976	176.9 (3.0)	4,838	163.0 (2.5)	4,209	213.6 (3.1)	3,805	218.7 (3.3)
학교급												
중학교	16,086	148.7 (1.3)	15,061	155.7 (1.3)	14,630	194.2 (1.8)	14,820	169.3 (1.5)	14,573	235.0 (1.9)	15,393	211.0 (1.7)
고등학교	16,543	130.6 (1.6)	15,413	139.1 (1.7)	14,456	171.3 (2.0)	13,966	163.4 (1.6)	13,275	219.8 (2.0)	12,612	207.2 (1.9)
여학생												
전체	30,777	148.1 (1.1)	29,776	155.6 (1.1)	28,252	188.3 (1.4)	26,673	168.5 (1.0)	26,028	232.3 (1.5)	25,996	209.8 (1.2)
학년												
중1	4,785	152.3 (2.0)	4,842	156.3 (2.2)	4,650	196.0 (3.2)	4,482	166.8 (2.1)	4,805	231.6 (2.9)	4,783	214.2 (2.6)
중2	4,846	165.6 (2.1)	4,938	170.6 (2.2)	4,725	200.4 (2.8)	4,457	174.4 (2.2)	4,617	238.4 (3.2)	4,810	209.3 (2.6)
중3	5,297	166.2 (1.9)	4,951	170.7 (2.0)	4,816	205.1 (2.5)	4,618	180.6 (2.0)	4,392	248.1 (3.2)	4,579	209.8 (2.4)
고1	5,344	137.4 (2.1)	4,977	144.6 (2.2)	4,245	182.3 (3.0)	4,353	165.9 (2.4)	4,215	225.6 (3.0)	3,937	202.1 (3.0)
고2	5,184	141.9 (2.3)	5,059	153.1 (1.9)	4,712	179.0 (2.4)	4,263	166.0 (2.1)	4,188	228.4 (3.3)	4,094	203.2 (2.9)
고3	5,321	132.2 (2.1)	5,009	143.6 (2.1)	5,104	172.8 (2.6)	4,500	158.9 (2.1)	3,811	223.0 (3.3)	3,793	219.7 (3.3)
학교급												
중학교	14,928	161.5 (1.3)	14,731	165.9 (1.3)	14,191	200.7 (1.8)	13,557	174.0 (1.3)	13,814	239.0 (2.1)	14,172	211.1 (1.5)
고등학교	15,849	137.1 (1.5)	15,045	147.2 (1.6)	14,061	177.6 (2.0)	13,116	163.5 (1.4)	12,214	225.7 (2.1)	11,824	208.5 (1.9)

결과표38. 주말 학습목적 앞서 보낸 시간

(단위: 분)

구분	'10		'11		'12		'13		'14		'15	
	분석대상자수	평균(표준오차)	분석대상자수	평균(표준오차)	분석대상자수	평균(표준오차)	분석대상자수	평균(표준오차)	분석대상자수	평균(표준오차)	분석대상자수	평균(표준오차)
전체												
전체	-	--	-	--	-	--	70,960	208.4 (2.5)	70,562	214.4 (2.6)	66,703	222.3 (2.7)
학년												
중1	-	--	-	--	-	--	11,982	167.4 (3.0)	11,418	168.5 (3.0)	10,603	173.6 (3.2)
중2	-	--	-	--	-	--	11,841	169.3 (3.1)	12,007	171.4 (3.2)	11,159	175.6 (3.3)
중3	-	--	-	--	-	--	11,982	171.2 (3.2)	11,957	174.1 (3.0)	11,818	178.0 (3.0)
고1	-	--	-	--	-	--	11,781	211.3 (4.0)	11,594	225.4 (4.5)	10,921	236.3 (4.5)
고2	-	--	-	--	-	--	11,607	215.9 (4.4)	11,908	219.9 (5.2)	10,923	235.7 (4.8)
고3	-	--	-	--	-	--	11,767	309.2 (5.4)	11,678	317.7 (5.0)	11,279	316.3 (5.9)
학교급												
중학교	-	--	-	--	-	--	35,805	169.3 (2.6)	35,382	171.4 (2.7)	33,580	175.9 (2.6)
고등학교	-	--	-	--	-	--	35,155	245.6 (4.1)	35,180	254.5 (4.3)	33,123	263.3 (4.3)
남학생												
전체	-	--	-	--	-	--	35,909	192.1 (3.8)	35,751	193.2 (3.5)	34,514	201.7 (3.7)
학년												
중1	-	--	-	--	-	--	6,302	149.7 (3.2)	5,962	152.4 (3.3)	5,478	158.9 (3.5)
중2	-	--	-	--	-	--	6,120	156.2 (3.3)	6,197	152.4 (3.3)	5,903	159.9 (3.4)
중3	-	--	-	--	-	--	6,146	152.4 (3.0)	6,031	155.3 (3.4)	6,122	158.8 (3.2)
고1	-	--	-	--	-	--	5,972	190.1 (5.4)	5,933	203.9 (5.9)	5,688	217.2 (5.8)
고2	-	--	-	--	-	--	5,460	208.7 (7.0)	5,896	194.0 (6.8)	5,678	212.2 (6.5)
고3	-	--	-	--	-	--	5,909	289.4 (8.5)	5,732	292.5 (7.5)	5,645	288.5 (8.6)
학교급												
중학교	-	--	-	--	-	--	18,568	152.7 (2.4)	18,190	153.4 (2.7)	17,503	159.2 (2.6)
고등학교	-	--	-	--	-	--	17,341	229.7 (6.3)	17,561	230.4 (5.8)	17,011	239.6 (6.1)
여학생												
전체	-	--	-	--	-	--	35,051	226.2 (3.6)	34,811	237.5 (3.7)	32,189	244.6 (4.1)
학년												
중1	-	--	-	--	-	--	5,680	186.9 (4.1)	5,456	186.0 (3.8)	5,125	189.7 (4.3)
중2	-	--	-	--	-	--	5,721	183.6 (4.4)	5,810	192.1 (4.2)	5,256	192.8 (4.7)
중3	-	--	-	--	-	--	5,836	191.9 (4.5)	5,926	194.5 (3.7)	5,696	199.1 (4.2)
고1	-	--	-	--	-	--	5,809	234.2 (5.8)	5,661	249.0 (6.6)	5,233	257.1 (7.0)
고2	-	--	-	--	-	--	6,147	223.8 (5.5)	6,012	247.8 (7.4)	5,245	261.3 (7.6)
고3	-	--	-	--	-	--	5,858	331.3 (6.8)	5,946	345.4 (6.6)	5,634	345.6 (8.6)
학교급												
중학교	-	--	-	--	-	--	17,237	187.5 (3.5)	17,192	191.1 (3.3)	16,077	194.2 (3.6)
고등학교	-	--	-	--	-	--	17,814	263.1 (5.4)	17,619	280.7 (5.6)	16,112	288.9 (6.3)

* 최근 7일 동안 주말(토, 일)에 학습목적으로 앞서 보낸 하루 평균 시간

* '13년 설문문항 수정 및 '19년 학습목적 이외 예시 추가로 연도 비교 시 주의

(계속: 주말 학습목적 앞서 보낸 시간)

(단위: 분)

구분	'16		'17		'18		'19		'20		'21	
	분석대상자수	평균(표준오차)	분석대상자수	평균(표준오차)	분석대상자수	평균(표준오차)	분석대상자수	평균(표준오차)	분석대상자수	평균(표준오차)	분석대상자수	평균(표준오차)
전체												
전체	64,211	233.2 (2.9)	60,898	231.2 (2.8)	58,413	239.8 (2.6)	55,774	241.4 (2.7)	53,807	213.1 (2.6)	53,906	234.9 (2.6)
학년												
중1	10,282	177.9 (3.4)	9,978	165.8 (3.1)	9,616	161.7 (3.1)	9,550	150.3 (2.7)	9,842	149.2 (2.6)	9,863	161.0 (2.7)
중2	10,283	178.4 (3.6)	10,134	183.7 (3.6)	9,837	197.1 (3.8)	9,371	188.6 (3.5)	9,354	163.0 (3.4)	10,057	195.7 (3.3)
중3	10,969	179.5 (3.4)	10,078	188.8 (3.6)	10,006	200.2 (3.7)	9,711	200.1 (3.9)	9,167	174.6 (3.7)	9,602	206.2 (3.9)
고1	11,111	255.0 (5.1)	9,928	252.2 (4.6)	9,010	263.2 (4.8)	9,006	267.1 (4.7)	8,743	233.3 (4.2)	8,314	267.4 (4.4)
고2	10,871	252.2 (5.1)	10,566	252.2 (4.6)	9,733	262.9 (4.5)	8,778	280.8 (4.9)	8,707	251.6 (4.9)	8,489	274.7 (4.9)
고3	10,695	327.6 (5.6)	10,214	315.9 (5.7)	10,211	324.1 (5.1)	9,358	342.2 (5.7)	7,994	307.4 (5.9)	7,581	309.3 (6.2)
학교급												
중학교	31,534	178.7 (2.9)	30,190	179.5 (2.9)	29,459	187.1 (2.9)	28,632	179.7 (2.7)	28,363	161.6 (2.7)	29,522	187.5 (2.7)
고등학교	32,677	278.4 (4.6)	30,708	273.9 (4.3)	28,954	285.7 (4.0)	27,142	298.2 (4.3)	25,444	263.7 (4.2)	24,384	284.3 (4.3)
남학생												
전체	33,146	209.0 (4.0)	30,919	212.5 (3.8)	29,680	215.0 (3.7)	29,025	222.0 (4.0)	27,836	202.8 (3.9)	27,959	218.1 (3.7)
학년												
중1	5,429	158.6 (3.5)	5,086	151.6 (3.4)	4,873	144.2 (3.3)	5,028	139.7 (3.0)	5,035	138.3 (3.1)	5,086	148.4 (3.4)
중2	5,363	159.7 (4.0)	5,151	163.0 (3.8)	5,020	172.5 (3.6)	4,886	170.6 (3.9)	4,747	150.4 (3.6)	5,249	179.3 (3.7)
중3	5,632	158.2 (3.5)	5,083	167.3 (3.6)	5,090	176.5 (4.0)	5,085	180.3 (4.3)	4,803	165.8 (4.3)	5,027	188.6 (4.4)
고1	5,724	224.5 (5.8)	4,947	232.4 (6.2)	4,680	236.8 (6.7)	4,646	245.3 (6.3)	4,528	223.4 (6.1)	4,390	247.1 (6.3)
고2	5,647	229.1 (7.4)	5,480	237.1 (6.1)	4,965	238.4 (6.4)	4,525	254.9 (7.0)	4,529	238.0 (6.9)	4,406	251.9 (6.9)
고3	5,351	298.6 (8.3)	5,172	294.9 (8.0)	5,052	293.4 (7.8)	4,855	321.5 (8.4)	4,194	299.9 (9.2)	3,801	296.9 (9.0)
학교급												
중학교	16,424	158.8 (2.9)	15,320	160.7 (2.9)	14,983	165.0 (2.8)	14,999	163.6 (2.9)	14,585	150.9 (3.0)	15,362	172.0 (3.0)
고등학교	16,722	250.7 (6.3)	15,599	255.3 (5.9)	14,697	258.3 (5.8)	14,026	275.5 (6.2)	13,251	253.5 (6.2)	12,597	265.8 (6.2)
여학생												
전체	31,065	259.5 (4.5)	29,979	251.6 (4.1)	28,733	266.9 (3.9)	26,749	262.4 (4.2)	25,971	224.3 (3.6)	25,947	252.9 (3.6)
학년												
중1	4,853	199.0 (4.5)	4,892	181.2 (4.0)	4,743	180.7 (4.7)	4,522	161.7 (3.6)	4,807	160.9 (3.3)	4,777	174.4 (3.6)
중2	4,920	199.1 (4.4)	4,983	206.1 (4.9)	4,817	223.7 (5.3)	4,485	208.0 (4.7)	4,607	176.5 (4.6)	4,808	213.2 (4.1)
중3	5,337	202.8 (4.6)	4,995	212.4 (4.8)	4,916	225.9 (5.4)	4,626	221.4 (4.9)	4,364	184.0 (4.4)	4,575	225.0 (4.8)
고1	5,387	288.3 (7.9)	4,981	273.6 (6.6)	4,330	292.1 (6.8)	4,360	290.6 (7.1)	4,215	243.9 (5.7)	3,924	289.2 (6.2)
고2	5,224	277.4 (7.1)	5,086	268.7 (7.0)	4,768	289.7 (6.3)	4,253	309.1 (7.2)	4,178	266.4 (7.2)	4,083	299.2 (6.5)
고3	5,344	359.1 (8.2)	5,042	338.6 (8.3)	5,159	357.4 (7.1)	4,503	364.5 (8.5)	3,800	315.6 (8.2)	3,780	322.8 (8.2)
학교급												
중학교	15,110	200.4 (3.7)	14,870	200.0 (3.7)	14,476	211.0 (4.1)	13,633	197.1 (3.4)	13,778	173.2 (3.3)	14,160	204.0 (3.3)
고등학교	15,955	308.4 (6.7)	15,109	294.1 (6.4)	14,257	315.6 (5.5)	13,116	322.8 (6.4)	12,193	274.9 (5.8)	11,787	304.1 (5.6)

결과표39. 주말 학습목적 이외 앉아서 보낸 시간

(단위: 분)

구분	'10		'11		'12		'13		'14		'15	
	분석대상자수	평균(표준오차)	분석대상자수	평균(표준오차)	분석대상자수	평균(표준오차)	분석대상자수	평균(표준오차)	분석대상자수	평균(표준오차)	분석대상자수	평균(표준오차)
전체												
전체	-	--	-	--	-	--	70,960	269.5 (1.2)	70,562	264.9 (1.2)	66,703	264.3 (1.2)
학년												
중1	-	--	-	--	-	--	11,982	244.8 (2.3)	11,418	249.0 (2.4)	10,603	252.6 (2.4)
중2	-	--	-	--	-	--	11,841	275.1 (2.4)	12,007	278.1 (2.7)	11,159	281.1 (2.6)
중3	-	--	-	--	-	--	11,982	280.4 (2.6)	11,957	279.6 (2.4)	11,818	276.1 (2.3)
고1	-	--	-	--	-	--	11,781	283.4 (2.2)	11,594	268.8 (2.3)	10,921	268.9 (2.5)
고2	-	--	-	--	-	--	11,607	287.0 (2.5)	11,908	272.4 (2.3)	10,923	267.7 (2.3)
고3	-	--	-	--	-	--	11,767	246.4 (2.3)	11,678	240.2 (2.4)	11,279	239.2 (2.2)
학교급												
중학교	-	--	-	--	-	--	35,805	266.8 (1.7)	35,382	269.7 (1.8)	33,580	270.9 (1.8)
고등학교	-	--	-	--	-	--	35,155	272.2 (1.7)	35,180	260.4 (1.7)	33,123	258.4 (1.7)
남학생												
전체	-	--	-	--	-	--	35,909	259.9 (1.6)	35,751	258.7 (1.6)	34,514	254.3 (1.6)
학년												
중1	-	--	-	--	-	--	6,302	230.3 (2.9)	5,962	238.6 (3.0)	5,478	238.2 (2.9)
중2	-	--	-	--	-	--	6,120	261.8 (2.8)	6,197	265.6 (3.2)	5,903	265.2 (3.1)
중3	-	--	-	--	-	--	6,146	269.9 (3.2)	6,031	273.5 (3.2)	6,122	263.7 (3.0)
고1	-	--	-	--	-	--	5,972	277.6 (3.0)	5,933	264.7 (3.2)	5,688	259.7 (3.4)
고2	-	--	-	--	-	--	5,460	280.5 (3.6)	5,896	269.4 (3.3)	5,678	260.0 (3.2)
고3	-	--	-	--	-	--	5,909	239.1 (3.4)	5,732	238.7 (3.4)	5,645	236.8 (3.3)
학교급												
중학교	-	--	-	--	-	--	18,568	254.0 (1.9)	18,190	260.0 (2.2)	17,503	256.7 (2.1)
고등학교	-	--	-	--	-	--	17,341	265.6 (2.5)	17,561	257.6 (2.2)	17,011	252.1 (2.3)
여학생												
전체	-	--	-	--	-	--	35,051	280.1 (1.6)	34,811	271.6 (1.7)	32,189	275.1 (1.7)
학년												
중1	-	--	-	--	-	--	5,680	260.7 (3.2)	5,456	260.4 (3.3)	5,125	268.5 (3.2)
중2	-	--	-	--	-	--	5,721	289.7 (3.4)	5,810	291.8 (3.7)	5,256	298.4 (3.7)
중3	-	--	-	--	-	--	5,836	292.0 (3.6)	5,926	286.4 (3.2)	5,696	289.7 (3.1)
고1	-	--	-	--	-	--	5,809	289.6 (3.3)	5,661	273.2 (3.4)	5,233	279.0 (3.6)
고2	-	--	-	--	-	--	6,147	294.2 (3.4)	6,012	275.7 (3.3)	5,245	276.1 (3.3)
고3	-	--	-	--	-	--	5,858	254.4 (3.1)	5,946	241.8 (3.1)	5,634	241.8 (3.2)
학교급												
중학교	-	--	-	--	-	--	17,237	280.8 (2.3)	17,192	280.2 (2.3)	16,077	286.4 (2.2)
고등학교	-	--	-	--	-	--	17,814	279.4 (2.3)	17,619	263.6 (2.3)	16,112	265.2 (2.4)

* 최근 7일 동안 주말(토, 일)에 학습 이외의 목적으로 앉아서 보낸 하루 평균 시간

* '13년 설문문항 수정 및 '19년 학습목적 이외 예시 추가로 연도 비교 시 주의

(계속: 주말 학습목적 이외 앞서 보낸 시간)

(단위: 분)

구분	'16		'17		'18		'19		'20		'21	
	분석대상자수	평균(표준오차)	분석대상자수	평균(표준오차)	분석대상자수	평균(표준오차)	분석대상자수	평균(표준오차)	분석대상자수	평균(표준오차)	분석대상자수	평균(표준오차)
전체												
전체	64,211	262.2 (1.3)	60,898	266.7 (1.3)	58,413	292.8 (1.4)	55,774	284.1 (1.3)	53,807	324.7 (1.4)	53,906	316.0 (1.4)
학년												
중1	10,282	256.9 (2.4)	9,978	262.7 (2.7)	9,616	287.3 (2.9)	9,550	283.3 (2.5)	9,842	325.8 (2.9)	9,863	330.9 (2.8)
중2	10,283	282.8 (2.8)	10,134	290.2 (2.9)	9,837	312.7 (3.1)	9,371	299.0 (2.7)	9,354	342.8 (2.9)	10,057	328.5 (3.0)
중3	10,969	280.3 (2.5)	10,078	287.2 (2.6)	10,006	319.6 (2.9)	9,711	310.7 (3.0)	9,167	343.9 (3.0)	9,602	331.5 (2.8)
고1	11,111	265.2 (2.5)	9,928	259.9 (2.5)	9,010	295.1 (2.9)	9,006	282.4 (2.5)	8,743	323.8 (2.7)	8,314	314.3 (3.0)
고2	10,871	263.1 (2.5)	10,566	267.5 (2.4)	9,733	288.3 (2.6)	8,778	277.7 (2.6)	8,707	317.4 (2.8)	8,489	298.6 (2.7)
고3	10,695	230.0 (2.3)	10,214	239.2 (2.5)	10,211	261.4 (2.4)	9,358	255.8 (2.5)	7,994	295.9 (2.8)	7,581	291.3 (3.2)
학교급												
중학교	31,534	273.5 (1.8)	30,190	280.2 (1.8)	29,459	307.2 (2.2)	28,632	297.8 (2.0)	28,363	337.0 (2.2)	29,522	330.2 (2.0)
고등학교	32,677	252.8 (1.8)	30,708	255.5 (1.8)	28,954	280.3 (1.8)	27,142	271.4 (1.7)	25,444	312.5 (1.9)	24,384	301.1 (2.0)
남학생												
전체	33,146	254.6 (1.7)	30,919	259.4 (1.6)	29,680	290.1 (1.9)	29,025	287.4 (1.9)	27,836	325.3 (1.9)	27,959	323.7 (2.0)
학년												
중1	5,429	248.5 (2.8)	5,086	253.4 (3.1)	4,873	280.1 (3.6)	5,028	279.7 (3.5)	5,035	324.6 (3.6)	5,086	332.8 (3.8)
중2	5,363	270.4 (3.5)	5,151	280.7 (3.5)	5,020	308.0 (4.0)	4,886	303.2 (3.8)	4,747	344.8 (3.7)	5,249	337.2 (3.9)
중3	5,632	270.4 (3.2)	5,083	275.2 (3.4)	5,090	315.9 (4.0)	5,085	314.5 (3.8)	4,803	340.6 (3.7)	5,027	339.4 (3.5)
고1	5,724	257.9 (3.4)	4,947	253.6 (3.4)	4,680	289.3 (4.1)	4,646	286.7 (3.7)	4,528	323.9 (3.7)	4,390	327.4 (4.3)
고2	5,647	254.0 (3.4)	5,480	260.3 (3.4)	4,965	285.7 (3.6)	4,525	282.5 (3.6)	4,529	323.8 (3.7)	4,406	308.5 (3.8)
고3	5,351	230.0 (3.6)	5,172	238.4 (3.3)	5,052	266.6 (3.4)	4,855	262.2 (3.8)	4,194	295.9 (4.3)	3,801	297.0 (4.9)
학교급												
중학교	16,424	263.3 (2.2)	15,320	269.9 (2.2)	14,983	302.0 (2.8)	14,999	299.2 (2.8)	14,585	336.2 (2.6)	15,362	336.4 (2.7)
고등학교	16,722	247.3 (2.5)	15,599	250.8 (2.3)	14,697	279.7 (2.6)	14,026	276.6 (2.5)	13,251	314.7 (2.7)	12,597	310.6 (3.0)
여학생												
전체	31,065	270.4 (1.8)	29,979	274.6 (1.9)	28,733	295.8 (2.0)	26,749	280.4 (1.8)	25,971	324.0 (2.0)	25,947	307.7 (1.8)
학년												
중1	4,853	266.1 (3.8)	4,892	272.8 (3.9)	4,743	295.2 (3.9)	4,522	287.2 (3.5)	4,807	327.1 (3.8)	4,777	328.9 (3.8)
중2	4,920	296.4 (3.5)	4,983	300.6 (4.1)	4,817	317.8 (4.2)	4,485	294.4 (3.4)	4,607	340.7 (4.0)	4,808	319.2 (3.7)
중3	5,337	291.0 (3.4)	4,995	300.4 (3.7)	4,916	323.7 (3.9)	4,626	306.6 (4.2)	4,364	347.4 (4.1)	4,575	323.1 (4.0)
고1	5,387	273.2 (3.6)	4,981	266.7 (3.7)	4,330	301.5 (4.2)	4,360	277.7 (3.3)	4,215	323.8 (3.9)	3,924	300.2 (4.5)
고2	5,224	273.0 (3.5)	5,086	275.4 (3.3)	4,768	291.0 (3.6)	4,253	272.4 (3.7)	4,178	310.5 (4.3)	4,083	287.9 (3.8)
고3	5,344	230.1 (3.2)	5,042	240.2 (3.8)	5,159	255.7 (3.6)	4,503	248.9 (3.5)	3,800	295.8 (3.9)	3,780	285.1 (4.0)
학교급												
중학교	15,110	284.6 (2.4)	14,870	291.4 (2.4)	14,476	312.8 (2.7)	13,633	296.2 (2.4)	13,778	337.9 (2.8)	14,160	323.7 (2.5)
고등학교	15,955	258.7 (2.6)	15,109	260.7 (2.7)	14,257	281.0 (2.7)	13,116	265.8 (2.4)	12,193	310.2 (2.8)	11,787	290.9 (2.6)

결과표40. 주5일 이상 아침식사 결식률

(단위: %)

구분	'10		'11		'12		'13		'14		'15	
	분석대상자수	분율(표준오차)	분석대상자수	분율(표준오차)	분석대상자수	분율(표준오차)	분석대상자수	분율(표준오차)	분석대상자수	분율(표준오차)	분석대상자수	분율(표준오차)
전체												
전체	73,238	25.6 (0.3)	75,643	24.4 (0.2)	74,186	24.8 (0.3)	72,435	26.4 (0.3)	72,060	28.5 (0.2)	68,043	27.9 (0.3)
학년												
중1	12,468	22.5 (0.5)	12,728	21.9 (0.4)	12,362	23.6 (0.5)	12,199	24.7 (0.4)	11,661	27.1 (0.5)	10,786	27.0 (0.4)
중2	12,499	24.3 (0.5)	12,903	23.3 (0.4)	12,384	24.0 (0.4)	12,113	25.6 (0.5)	12,275	27.1 (0.4)	11,442	27.4 (0.5)
중3	12,603	26.0 (0.5)	12,843	24.4 (0.4)	12,551	25.0 (0.4)	12,218	27.3 (0.5)	12,220	30.0 (0.5)	12,071	27.9 (0.5)
고1	12,021	24.9 (0.6)	12,569	24.4 (0.5)	12,451	23.4 (0.5)	12,028	26.2 (0.5)	11,824	27.7 (0.5)	11,122	28.2 (0.5)
고2	12,124	26.5 (0.6)	12,508	25.5 (0.5)	12,315	25.9 (0.5)	11,865	27.9 (0.5)	12,152	29.9 (0.5)	11,113	28.6 (0.5)
고3	11,523	29.3 (0.6)	12,092	26.7 (0.6)	12,123	26.5 (0.5)	12,012	26.9 (0.6)	11,928	29.2 (0.5)	11,509	28.0 (0.5)
학교급												
중학교	37,570	24.3 (0.3)	38,474	23.2 (0.3)	37,297	24.2 (0.3)	36,530	25.9 (0.3)	36,156	28.1 (0.3)	34,299	27.4 (0.3)
고등학교	35,668	26.9 (0.4)	37,169	25.5 (0.4)	36,889	25.3 (0.4)	35,905	27.0 (0.4)	35,904	28.9 (0.4)	33,744	28.3 (0.4)
남학생												
전체	38,391	25.5 (0.4)	37,873	25.3 (0.3)	38,221	24.9 (0.3)	36,655	26.7 (0.4)	36,470	28.2 (0.3)	35,204	26.9 (0.3)
학년												
중1	6,519	22.3 (0.7)	6,548	22.7 (0.6)	6,364	24.0 (0.6)	6,411	25.1 (0.6)	6,078	26.9 (0.6)	5,576	26.3 (0.6)
중2	6,620	23.9 (0.7)	6,413	23.5 (0.6)	6,394	23.7 (0.6)	6,261	25.8 (0.7)	6,331	26.4 (0.6)	6,038	26.1 (0.7)
중3	6,817	26.7 (0.7)	6,589	24.7 (0.5)	6,525	24.9 (0.6)	6,249	26.1 (0.7)	6,154	29.2 (0.6)	6,244	27.2 (0.6)
고1	6,229	23.4 (0.9)	6,386	25.5 (0.7)	6,606	23.5 (0.7)	6,098	26.3 (0.7)	6,048	26.6 (0.7)	5,785	27.2 (0.7)
고2	6,273	26.5 (0.9)	5,954	26.8 (0.8)	6,221	25.8 (0.8)	5,595	28.7 (0.8)	6,009	30.3 (0.7)	5,777	27.4 (0.7)
고3	5,933	30.5 (1.0)	5,983	28.3 (0.7)	6,111	27.3 (0.8)	6,041	28.0 (0.9)	5,850	29.3 (0.8)	5,784	27.2 (0.7)
학교급												
중학교	19,956	24.3 (0.4)	19,550	23.6 (0.4)	19,283	24.2 (0.4)	18,921	25.7 (0.4)	18,563	27.5 (0.4)	17,858	26.6 (0.4)
고등학교	18,435	26.7 (0.7)	18,323	26.8 (0.5)	18,938	25.5 (0.6)	17,734	27.7 (0.6)	17,907	28.7 (0.5)	17,346	27.3 (0.5)
여학생												
전체	34,847	25.6 (0.4)	37,770	23.4 (0.3)	35,965	24.6 (0.3)	35,780	26.2 (0.3)	35,590	28.9 (0.3)	32,839	28.9 (0.4)
학년												
중1	5,949	22.6 (0.8)	6,180	21.1 (0.6)	5,998	23.2 (0.6)	5,788	24.3 (0.6)	5,583	27.2 (0.6)	5,210	27.9 (0.7)
중2	5,879	24.8 (0.8)	6,490	23.1 (0.6)	5,990	24.5 (0.6)	5,852	25.4 (0.7)	5,944	27.7 (0.6)	5,404	28.7 (0.7)
중3	5,786	25.2 (0.7)	6,254	24.1 (0.6)	6,026	25.1 (0.6)	5,969	28.6 (0.6)	6,066	30.8 (0.6)	5,827	28.5 (0.6)
고1	5,792	26.6 (0.8)	6,183	23.2 (0.7)	5,845	23.2 (0.8)	5,930	26.1 (0.7)	5,776	28.8 (0.7)	5,337	29.2 (0.7)
고2	5,851	26.5 (0.9)	6,554	24.0 (0.6)	6,094	26.0 (0.7)	6,270	26.9 (0.7)	6,143	29.6 (0.7)	5,336	29.9 (0.8)
고3	5,590	28.0 (0.9)	6,109	24.8 (0.8)	6,012	25.7 (0.8)	5,971	25.7 (0.8)	6,078	29.1 (0.8)	5,725	28.9 (0.7)
학교급												
중학교	17,614	24.2 (0.5)	18,924	22.8 (0.4)	18,014	24.3 (0.4)	17,609	26.1 (0.4)	17,593	28.6 (0.4)	16,441	28.4 (0.4)
고등학교	17,233	27.0 (0.6)	18,846	24.0 (0.5)	17,951	24.9 (0.6)	18,171	26.2 (0.5)	17,997	29.2 (0.5)	16,398	29.3 (0.6)

* 최근 7일 동안 아침식사를 5일 이상 먹지 않은 사람의 분율

(계속: 주5일 이상 아침식사 결식률)

(단위: %)

구분	'16		'17		'18		'19		'20		'21	
	분석대상자수	분율(표준오차)	분석대상자수	분율(표준오차)	분석대상자수	분율(표준오차)	분석대상자수	분율(표준오차)	분석대상자수	분율(표준오차)	분석대상자수	분율(표준오차)
전체												
전체	65,528	28.2 (0.3)	62,276	31.5 (0.3)	60,040	33.6 (0.3)	57,303	35.7 (0.3)	54,948	37.3 (0.3)	54,848	38.0 (0.3)
학년												
중1	10,483	26.0 (0.5)	10,189	29.2 (0.5)	9,847	31.1 (0.5)	9,738	31.7 (0.5)	10,005	33.0 (0.5)	10,016	33.5 (0.5)
중2	10,517	28.2 (0.4)	10,377	30.7 (0.5)	10,092	32.3 (0.5)	9,665	35.4 (0.6)	9,564	36.4 (0.6)	10,235	36.9 (0.5)
중3	11,219	29.1 (0.5)	10,319	32.9 (0.5)	10,290	34.3 (0.5)	9,981	36.8 (0.6)	9,392	37.5 (0.6)	9,764	37.9 (0.5)
고1	11,355	27.4 (0.5)	10,165	30.6 (0.6)	9,260	33.9 (0.6)	9,273	36.0 (0.6)	8,907	38.4 (0.6)	8,461	38.4 (0.6)
고2	11,070	29.3 (0.6)	10,800	33.6 (0.6)	10,039	34.4 (0.6)	9,044	38.5 (0.6)	8,907	39.4 (0.6)	8,647	41.0 (0.6)
고3	10,884	29.1 (0.6)	10,426	31.7 (0.6)	10,512	34.8 (0.6)	9,602	35.8 (0.6)	8,173	39.1 (0.6)	7,725	40.6 (0.7)
학교급												
중학교	32,219	27.8 (0.3)	30,885	30.9 (0.3)	30,229	32.6 (0.3)	29,384	34.7 (0.3)	28,961	35.5 (0.4)	30,015	36.1 (0.3)
고등학교	33,309	28.6 (0.4)	31,391	32.0 (0.4)	29,811	34.4 (0.5)	27,919	36.7 (0.4)	25,987	39.0 (0.4)	24,833	40.1 (0.4)
남학생												
전체	33,803	27.3 (0.3)	31,624	30.1 (0.4)	30,463	32.2 (0.4)	29,841	34.6 (0.4)	28,353	35.5 (0.4)	28,401	37.0 (0.4)
학년												
중1	5,516	25.3 (0.6)	5,178	28.1 (0.7)	4,960	31.6 (0.6)	5,126	30.6 (0.6)	5,098	31.8 (0.7)	5,156	33.5 (0.7)
중2	5,466	27.2 (0.6)	5,272	29.0 (0.6)	5,137	31.5 (0.6)	5,039	33.9 (0.8)	4,823	34.1 (0.7)	5,326	36.2 (0.7)
중3	5,760	27.5 (0.6)	5,202	31.7 (0.7)	5,231	32.2 (0.6)	5,236	35.5 (0.7)	4,909	34.7 (0.7)	5,104	37.3 (0.7)
고1	5,861	26.2 (0.6)	5,069	29.1 (0.8)	4,805	32.3 (0.8)	4,782	35.5 (0.8)	4,602	36.7 (0.8)	4,456	36.2 (0.9)
고2	5,744	28.7 (0.8)	5,610	32.0 (0.8)	5,110	32.3 (0.8)	4,662	37.4 (0.8)	4,631	37.8 (0.8)	4,478	39.0 (0.8)
고3	5,456	28.4 (0.7)	5,293	30.3 (0.7)	5,220	32.9 (0.8)	4,996	34.6 (0.9)	4,290	37.7 (0.8)	3,881	39.8 (1.0)
학교급												
중학교	16,742	26.7 (0.4)	15,652	29.6 (0.4)	15,328	31.8 (0.4)	15,401	33.4 (0.4)	14,830	33.4 (0.5)	15,586	35.7 (0.4)
고등학교	17,061	27.8 (0.5)	15,972	30.5 (0.6)	15,135	32.5 (0.6)	14,440	35.8 (0.6)	13,523	37.4 (0.6)	12,815	38.4 (0.6)
여학생												
전체	31,725	29.3 (0.4)	30,652	33.0 (0.4)	29,577	35.1 (0.4)	27,462	36.9 (0.4)	26,595	39.2 (0.4)	26,447	39.1 (0.4)
학년												
중1	4,967	26.7 (0.7)	5,011	30.3 (0.7)	4,887	30.4 (0.7)	4,612	32.9 (0.8)	4,907	34.3 (0.7)	4,860	33.5 (0.7)
중2	5,051	29.4 (0.6)	5,105	32.4 (0.7)	4,955	33.1 (0.7)	4,626	36.9 (0.8)	4,741	38.8 (0.8)	4,909	37.6 (0.8)
중3	5,459	30.8 (0.7)	5,117	34.2 (0.8)	5,059	36.5 (0.7)	4,745	38.2 (0.8)	4,483	40.5 (0.8)	4,660	38.5 (0.8)
고1	5,494	28.7 (0.8)	5,096	32.2 (0.8)	4,455	35.7 (0.8)	4,491	36.5 (0.9)	4,305	40.3 (0.9)	4,005	40.7 (0.8)
고2	5,326	29.8 (0.8)	5,190	35.3 (0.8)	4,929	36.8 (0.8)	4,382	39.8 (0.9)	4,276	41.2 (0.9)	4,169	43.3 (0.9)
고3	5,428	29.7 (0.8)	5,133	33.3 (0.8)	5,292	36.8 (0.9)	4,606	37.0 (0.9)	3,883	40.6 (1.0)	3,844	41.4 (0.9)
학교급												
중학교	15,477	29.1 (0.4)	15,233	32.3 (0.4)	14,901	33.4 (0.5)	13,983	36.0 (0.5)	14,131	37.7 (0.5)	14,429	36.5 (0.5)
고등학교	16,248	29.4 (0.6)	15,419	33.6 (0.6)	14,676	36.5 (0.6)	13,479	37.7 (0.6)	12,464	40.7 (0.6)	12,018	41.8 (0.5)

결과표41. 1일 1회 이상 과일 섭취율

(단위: %)

구분	'10		'11		'12		'13		'14		'15	
	분석대상자수	분율(표준오차)	분석대상자수	분율(표준오차)	분석대상자수	분율(표준오차)	분석대상자수	분율(표준오차)	분석대상자수	분율(표준오차)	분석대상자수	분율(표준오차)
전체												
전체	73,238	22.9 (0.3)	75,643	20.3 (0.3)	74,186	18.7 (0.2)	72,435	19.7 (0.2)	72,060	22.0 (0.2)	68,043	22.9 (0.3)
학년												
중1	12,468	31.1 (0.6)	12,728	26.2 (0.5)	12,362	24.0 (0.5)	12,199	25.7 (0.5)	11,661	27.9 (0.5)	10,786	28.7 (0.5)
중2	12,499	27.3 (0.6)	12,903	22.5 (0.4)	12,384	21.6 (0.5)	12,113	22.3 (0.4)	12,275	25.8 (0.5)	11,442	27.4 (0.5)
중3	12,603	24.2 (0.6)	12,843	22.5 (0.5)	12,551	19.6 (0.5)	12,218	21.6 (0.4)	12,220	24.4 (0.5)	12,071	25.6 (0.5)
고1	12,021	19.6 (0.5)	12,569	17.2 (0.4)	12,451	16.3 (0.5)	12,028	16.8 (0.4)	11,824	18.8 (0.4)	11,122	20.0 (0.5)
고2	12,124	17.6 (0.4)	12,508	16.2 (0.4)	12,315	15.4 (0.4)	11,865	15.7 (0.4)	12,152	18.2 (0.5)	11,113	18.7 (0.5)
고3	11,523	17.8 (0.4)	12,092	17.5 (0.5)	12,123	15.7 (0.4)	12,012	16.9 (0.4)	11,928	18.1 (0.4)	11,509	18.7 (0.5)
학교급												
중학교	37,570	27.5 (0.5)	38,474	23.7 (0.3)	37,297	21.7 (0.4)	36,530	23.2 (0.3)	36,156	25.9 (0.3)	34,299	27.1 (0.4)
고등학교	35,668	18.3 (0.3)	37,169	17.0 (0.4)	36,889	15.8 (0.3)	35,905	16.5 (0.3)	35,904	18.4 (0.3)	33,744	19.1 (0.3)
남학생												
전체	38,391	22.2 (0.4)	37,873	19.2 (0.3)	38,221	17.4 (0.3)	36,655	18.8 (0.3)	36,470	20.8 (0.3)	35,204	22.5 (0.3)
학년												
중1	6,519	30.4 (0.8)	6,548	25.1 (0.6)	6,364	22.6 (0.6)	6,411	24.9 (0.7)	6,078	26.3 (0.7)	5,576	28.0 (0.7)
중2	6,620	26.7 (0.7)	6,413	21.9 (0.6)	6,394	20.6 (0.6)	6,261	21.0 (0.6)	6,331	25.3 (0.6)	6,038	27.5 (0.7)
중3	6,817	22.7 (0.7)	6,589	21.4 (0.6)	6,525	18.2 (0.6)	6,249	20.5 (0.6)	6,154	22.6 (0.6)	6,244	25.2 (0.7)
고1	6,229	19.2 (0.8)	6,386	16.5 (0.6)	6,606	15.1 (0.6)	6,098	15.9 (0.6)	6,048	17.8 (0.6)	5,785	20.2 (0.6)
고2	6,273	17.2 (0.6)	5,954	14.7 (0.5)	6,221	13.9 (0.5)	5,595	14.9 (0.5)	6,009	17.0 (0.6)	5,777	17.9 (0.6)
고3	5,933	17.6 (0.6)	5,983	16.3 (0.6)	6,111	14.5 (0.5)	6,041	16.0 (0.6)	5,850	16.9 (0.6)	5,784	18.3 (0.7)
학교급												
중학교	19,956	26.5 (0.5)	19,550	22.7 (0.4)	19,283	20.4 (0.4)	18,921	22.1 (0.4)	18,563	24.7 (0.4)	17,858	26.8 (0.5)
고등학교	18,435	18.0 (0.4)	18,323	15.8 (0.4)	18,938	14.5 (0.4)	17,734	15.6 (0.4)	17,907	17.2 (0.4)	17,346	18.8 (0.4)
여학생												
전체	34,847	23.7 (0.4)	37,770	21.5 (0.3)	35,965	20.1 (0.3)	35,780	20.8 (0.3)	35,590	23.4 (0.3)	32,839	23.3 (0.4)
학년												
중1	5,949	31.9 (0.9)	6,180	27.4 (0.6)	5,998	25.5 (0.7)	5,788	26.5 (0.7)	5,583	29.6 (0.8)	5,210	29.5 (0.8)
중2	5,879	28.0 (0.9)	6,490	23.2 (0.6)	5,990	22.8 (0.7)	5,852	23.7 (0.7)	5,944	26.4 (0.6)	5,404	27.3 (0.7)
중3	5,786	26.0 (0.8)	6,254	23.8 (0.6)	6,026	21.0 (0.6)	5,969	22.9 (0.6)	6,066	26.3 (0.7)	5,827	26.1 (0.7)
고1	5,792	20.0 (0.7)	6,183	18.1 (0.7)	5,845	17.7 (0.7)	5,930	17.7 (0.5)	5,776	19.9 (0.6)	5,337	19.8 (0.7)
고2	5,851	18.2 (0.7)	6,554	18.0 (0.6)	6,094	17.2 (0.6)	6,270	16.5 (0.5)	6,143	19.5 (0.6)	5,336	19.7 (0.7)
고3	5,590	18.0 (0.7)	6,109	18.8 (0.7)	6,012	16.9 (0.7)	5,971	18.0 (0.6)	6,078	19.5 (0.6)	5,725	19.2 (0.7)
학교급												
중학교	17,614	28.6 (0.6)	18,924	24.8 (0.4)	18,014	23.0 (0.5)	17,609	24.3 (0.5)	17,593	27.3 (0.5)	16,441	27.5 (0.5)
고등학교	17,233	18.7 (0.4)	18,846	18.3 (0.5)	17,951	17.3 (0.5)	18,171	17.4 (0.4)	17,997	19.6 (0.4)	16,398	19.5 (0.5)

* 최근 7일 동안 1일 1회 이상 과일(파인애플 제외)을 먹은 사람의 분율

(계속: 1일 1회 이상 과일 섭취율)

(단위: %)

구분	'16		'17		'18		'19		'20		'21	
	분석대상자수	분율(표준오차)	분석대상자수	분율(표준오차)	분석대상자수	분율(표준오차)	분석대상자수	분율(표준오차)	분석대상자수	분율(표준오차)	분석대상자수	분율(표준오차)
전체												
전체	65,528	23.2 (0.3)	62,274	22.2 (0.3)	60,040	20.8 (0.2)	57,303	20.5 (0.2)	54,948	18.7 (0.2)	54,848	18.1 (0.2)
학년												
중1	10,483	30.5 (0.5)	10,187	29.3 (0.6)	9,847	27.0 (0.5)	9,738	25.7 (0.5)	10,005	22.7 (0.5)	10,016	22.3 (0.5)
중2	10,517	27.7 (0.5)	10,377	26.3 (0.5)	10,092	24.3 (0.5)	9,665	23.6 (0.5)	9,564	21.9 (0.5)	10,235	20.6 (0.4)
중3	11,219	25.5 (0.5)	10,319	24.5 (0.5)	10,290	23.1 (0.5)	9,981	22.8 (0.5)	9,392	20.0 (0.5)	9,764	20.6 (0.5)
고1	11,355	20.3 (0.4)	10,165	19.9 (0.5)	9,260	18.9 (0.4)	9,273	18.4 (0.4)	8,907	16.4 (0.4)	8,461	15.5 (0.4)
고2	11,070	18.8 (0.5)	10,800	18.4 (0.4)	10,039	17.1 (0.4)	9,044	16.7 (0.5)	8,907	15.8 (0.4)	8,647	14.5 (0.4)
고3	10,884	19.0 (0.5)	10,426	17.5 (0.5)	10,512	16.6 (0.4)	9,602	16.6 (0.5)	8,173	15.1 (0.4)	7,725	14.6 (0.4)
학교급												
중학교	32,219	27.8 (0.4)	30,883	26.7 (0.4)	30,229	24.7 (0.3)	29,384	24.0 (0.3)	28,961	21.6 (0.3)	30,015	21.2 (0.3)
고등학교	33,309	19.4 (0.3)	31,391	18.6 (0.3)	29,811	17.5 (0.3)	27,919	17.2 (0.3)	25,987	15.8 (0.3)	24,833	14.9 (0.3)
남학생												
전체	33,803	22.9 (0.3)	31,622	21.6 (0.3)	30,463	20.8 (0.3)	29,841	20.3 (0.3)	28,353	19.1 (0.3)	28,401	18.4 (0.3)
학년												
중1	5,516	30.8 (0.7)	5,176	28.7 (0.8)	4,960	26.7 (0.7)	5,126	25.9 (0.7)	5,098	22.9 (0.7)	5,156	22.6 (0.7)
중2	5,466	27.4 (0.8)	5,272	25.8 (0.7)	5,137	24.3 (0.6)	5,039	24.0 (0.6)	4,823	22.9 (0.7)	5,326	21.3 (0.6)
중3	5,760	25.9 (0.6)	5,202	24.1 (0.6)	5,231	22.7 (0.6)	5,236	22.7 (0.6)	4,909	20.2 (0.7)	5,104	21.8 (0.7)
고1	5,861	19.8 (0.6)	5,069	19.4 (0.7)	4,805	18.7 (0.7)	4,782	18.0 (0.6)	4,602	17.1 (0.6)	4,456	15.0 (0.5)
고2	5,744	17.8 (0.6)	5,610	17.7 (0.6)	5,110	17.3 (0.6)	4,662	16.6 (0.6)	4,631	16.5 (0.6)	4,478	15.2 (0.6)
고3	5,456	18.7 (0.7)	5,293	16.5 (0.6)	5,220	16.9 (0.6)	4,996	15.9 (0.6)	4,290	15.3 (0.6)	3,881	14.2 (0.6)
학교급												
중학교	16,742	27.9 (0.5)	15,650	26.2 (0.5)	15,328	24.5 (0.4)	15,401	24.2 (0.4)	14,830	22.0 (0.4)	15,586	21.9 (0.4)
고등학교	17,061	18.7 (0.4)	15,972	17.8 (0.4)	15,135	17.6 (0.4)	14,440	16.8 (0.4)	13,523	16.3 (0.4)	12,815	14.8 (0.4)
여학생												
전체	31,725	23.5 (0.3)	30,652	22.9 (0.4)	29,577	20.9 (0.3)	27,462	20.6 (0.3)	26,595	18.1 (0.3)	26,447	17.8 (0.3)
학년												
중1	4,967	30.3 (0.8)	5,011	29.8 (0.8)	4,887	27.4 (0.7)	4,612	25.5 (0.7)	4,907	22.6 (0.6)	4,860	22.0 (0.7)
중2	5,051	28.1 (0.7)	5,105	26.9 (0.7)	4,955	24.4 (0.7)	4,626	23.1 (0.7)	4,741	20.8 (0.6)	4,909	19.9 (0.6)
중3	5,459	25.1 (0.7)	5,117	25.0 (0.7)	5,059	23.4 (0.7)	4,745	22.9 (0.7)	4,483	19.7 (0.7)	4,660	19.4 (0.7)
고1	5,494	21.0 (0.7)	5,096	20.5 (0.7)	4,455	19.2 (0.6)	4,491	18.8 (0.6)	4,305	15.6 (0.6)	4,005	16.1 (0.6)
고2	5,326	19.8 (0.7)	5,190	19.2 (0.6)	4,929	16.9 (0.6)	4,382	16.7 (0.6)	4,276	15.1 (0.6)	4,169	13.8 (0.6)
고3	5,428	19.4 (0.6)	5,133	18.5 (0.7)	5,292	16.3 (0.6)	4,606	17.4 (0.7)	3,883	14.8 (0.7)	3,844	15.1 (0.7)
학교급												
중학교	15,477	27.7 (0.5)	15,233	27.2 (0.5)	14,901	25.0 (0.5)	13,983	23.8 (0.5)	14,131	21.1 (0.4)	14,429	20.4 (0.4)
고등학교	16,248	20.1 (0.5)	15,419	19.4 (0.5)	14,676	17.3 (0.4)	13,479	17.6 (0.4)	12,464	15.2 (0.4)	12,018	14.9 (0.4)

결과표42. 주3회 이상 패스트푸드 섭취율

(단위: %)

구분	'10		'11		'12		'13		'14		'15	
	분석대상자수	분율(표준오차)	분석대상자수	분율(표준오차)	분석대상자수	분율(표준오차)	분석대상자수	분율(표준오차)	분석대상자수	분율(표준오차)	분석대상자수	분율(표준오차)
전체												
전체	73,238	12.0 (0.2)	75,643	11.6 (0.2)	74,186	11.5 (0.2)	72,435	13.1 (0.2)	72,060	15.6 (0.2)	68,043	14.8 (0.2)
학년												
중1	12,468	10.5 (0.3)	12,728	8.4 (0.3)	12,362	9.8 (0.3)	12,199	11.1 (0.3)	11,661	13.6 (0.4)	10,786	12.5 (0.3)
중2	12,499	11.2 (0.3)	12,903	9.4 (0.3)	12,384	10.3 (0.3)	12,113	12.0 (0.3)	12,275	14.9 (0.3)	11,442	13.5 (0.3)
중3	12,603	10.8 (0.4)	12,843	10.6 (0.3)	12,551	11.1 (0.3)	12,218	12.8 (0.4)	12,220	15.4 (0.4)	12,071	14.9 (0.4)
고1	12,021	12.4 (0.4)	12,569	13.7 (0.4)	12,451	12.0 (0.4)	12,028	13.6 (0.4)	11,824	15.0 (0.4)	11,122	15.4 (0.4)
고2	12,124	12.1 (0.4)	12,508	12.9 (0.4)	12,315	12.9 (0.3)	11,865	14.3 (0.4)	12,152	16.7 (0.4)	11,113	15.8 (0.4)
고3	11,523	14.8 (0.4)	12,092	14.2 (0.4)	12,123	12.8 (0.4)	12,012	14.4 (0.4)	11,928	17.4 (0.4)	11,509	16.2 (0.4)
학교급												
중학교	37,570	10.8 (0.2)	38,474	9.5 (0.2)	37,297	10.4 (0.2)	36,530	12.0 (0.2)	36,156	14.7 (0.2)	34,299	13.7 (0.2)
고등학교	35,668	13.1 (0.3)	37,169	13.6 (0.3)	36,889	12.6 (0.2)	35,905	14.1 (0.3)	35,904	16.4 (0.3)	33,744	15.8 (0.3)
남학생												
전체	38,391	13.4 (0.2)	37,873	13.0 (0.2)	38,221	12.6 (0.2)	36,655	14.4 (0.2)	36,470	16.5 (0.2)	35,204	16.0 (0.2)
학년												
중1	6,519	11.9 (0.5)	6,548	9.7 (0.4)	6,364	10.7 (0.4)	6,411	11.7 (0.4)	6,078	13.8 (0.5)	5,576	12.7 (0.5)
중2	6,620	12.7 (0.5)	6,413	10.3 (0.4)	6,394	10.4 (0.4)	6,261	13.3 (0.4)	6,331	15.4 (0.5)	6,038	13.9 (0.5)
중3	6,817	12.2 (0.5)	6,589	11.6 (0.5)	6,525	12.0 (0.5)	6,249	13.7 (0.5)	6,154	16.0 (0.5)	6,244	16.1 (0.5)
고1	6,229	13.5 (0.6)	6,386	14.9 (0.5)	6,606	13.8 (0.5)	6,098	16.3 (0.6)	6,048	16.3 (0.5)	5,785	17.6 (0.6)
고2	6,273	13.2 (0.6)	5,954	14.8 (0.5)	6,221	14.5 (0.5)	5,595	15.4 (0.6)	6,009	18.7 (0.6)	5,777	16.2 (0.5)
고3	5,933	17.0 (0.7)	5,983	16.3 (0.6)	6,111	13.9 (0.5)	6,041	15.8 (0.5)	5,850	18.6 (0.6)	5,784	18.4 (0.5)
학교급												
중학교	19,956	12.3 (0.3)	19,550	10.6 (0.3)	19,283	11.0 (0.3)	18,921	12.9 (0.3)	18,563	15.1 (0.3)	17,858	14.4 (0.3)
고등학교	18,435	14.5 (0.4)	18,323	15.3 (0.4)	18,938	14.1 (0.3)	17,734	15.8 (0.4)	17,907	17.9 (0.4)	17,346	17.4 (0.3)
여학생												
전체	34,847	10.4 (0.2)	37,770	10.0 (0.2)	35,965	10.3 (0.2)	35,780	11.6 (0.2)	35,590	14.5 (0.2)	32,839	13.5 (0.2)
학년												
중1	5,949	8.9 (0.4)	6,180	6.9 (0.3)	5,998	8.7 (0.4)	5,788	10.4 (0.5)	5,583	13.4 (0.5)	5,210	12.2 (0.4)
중2	5,879	9.6 (0.5)	6,490	8.5 (0.4)	5,990	10.3 (0.4)	5,852	10.7 (0.4)	5,944	14.3 (0.4)	5,404	13.0 (0.5)
중3	5,786	9.2 (0.5)	6,254	9.5 (0.4)	6,026	10.2 (0.4)	5,969	11.9 (0.5)	6,066	14.9 (0.5)	5,827	13.5 (0.5)
고1	5,792	11.2 (0.6)	6,183	12.3 (0.5)	5,845	10.1 (0.4)	5,930	10.7 (0.4)	5,776	13.5 (0.5)	5,337	12.9 (0.5)
고2	5,851	10.9 (0.5)	6,554	10.8 (0.5)	6,094	11.3 (0.5)	6,270	13.0 (0.5)	6,143	14.5 (0.5)	5,336	15.3 (0.6)
고3	5,590	12.5 (0.5)	6,109	11.8 (0.5)	6,012	11.5 (0.5)	5,971	12.8 (0.5)	6,078	16.1 (0.5)	5,725	13.9 (0.5)
학교급												
중학교	17,614	9.2 (0.3)	18,924	8.3 (0.2)	18,014	9.7 (0.3)	17,609	11.0 (0.3)	17,593	14.2 (0.3)	16,441	13.0 (0.3)
고등학교	17,233	11.5 (0.3)	18,846	11.6 (0.3)	17,951	10.9 (0.3)	18,171	12.2 (0.3)	17,997	14.7 (0.3)	16,398	14.0 (0.4)

* 최근 7일 동안 3회 이상 피자, 햄버거, 치킨 같은 패스트푸드를 먹은 사람의 분율

* '19년 설문문항 수정으로 연도별 결과 비교 시 주의

(계속: 주3회 이상 패스트푸드 섭취율)

(단위: %)

구분	'16		'17		'18		'19		'20		'21	
	분석대상자수	분율(표준오차)	분석대상자수	분율(표준오차)	분석대상자수	분율(표준오차)	분석대상자수	분율(표준오차)	분석대상자수	분율(표준오차)	분석대상자수	분율(표준오차)
전체												
전체	65,528	16.7 (0.2)	62,276	20.5 (0.2)	60,040	21.4 (0.2)	57,303	25.5 (0.2)	54,948	25.4 (0.2)	54,848	26.2 (0.2)
학년												
중1	10,483	14.9 (0.4)	10,189	16.6 (0.4)	9,847	16.6 (0.4)	9,738	21.9 (0.5)	10,005	19.5 (0.4)	10,016	21.7 (0.5)
중2	10,517	15.3 (0.4)	10,377	18.6 (0.4)	10,092	19.9 (0.5)	9,665	25.4 (0.5)	9,564	25.1 (0.5)	10,235	23.8 (0.5)
중3	11,219	17.0 (0.4)	10,319	21.3 (0.4)	10,290	21.7 (0.5)	9,981	26.6 (0.5)	9,392	26.0 (0.5)	9,764	27.1 (0.4)
고1	11,355	17.0 (0.4)	10,165	20.8 (0.5)	9,260	21.8 (0.6)	9,273	25.6 (0.5)	8,907	26.8 (0.5)	8,461	26.8 (0.6)
고2	11,070	17.1 (0.4)	10,800	22.5 (0.4)	10,039	22.8 (0.5)	9,044	26.8 (0.5)	8,907	27.7 (0.6)	8,647	27.1 (0.5)
고3	10,884	18.4 (0.5)	10,426	22.0 (0.5)	10,512	24.5 (0.5)	9,602	26.7 (0.5)	8,173	27.6 (0.5)	7,725	30.8 (0.6)
학교급												
중학교	32,219	15.8 (0.2)	30,885	18.8 (0.2)	30,229	19.5 (0.3)	29,384	24.7 (0.3)	28,961	23.4 (0.3)	30,015	24.1 (0.3)
고등학교	33,309	17.5 (0.3)	31,391	21.8 (0.3)	29,811	23.1 (0.3)	27,919	26.4 (0.3)	25,987	27.4 (0.3)	24,833	28.3 (0.4)
남학생												
전체	33,803	17.9 (0.2)	31,624	21.6 (0.3)	30,463	22.7 (0.3)	29,841	27.5 (0.3)	28,353	27.0 (0.3)	28,401	28.1 (0.3)
학년												
중1	5,516	15.5 (0.5)	5,178	17.2 (0.6)	4,960	17.9 (0.6)	5,126	23.2 (0.7)	5,098	20.7 (0.6)	5,156	23.1 (0.7)
중2	5,466	16.0 (0.5)	5,272	19.7 (0.6)	5,137	21.2 (0.6)	5,039	26.3 (0.7)	4,823	26.8 (0.6)	5,326	26.6 (0.7)
중3	5,760	18.3 (0.5)	5,202	22.3 (0.6)	5,231	22.0 (0.6)	5,236	29.1 (0.7)	4,909	27.5 (0.6)	5,104	28.6 (0.7)
고1	5,861	18.2 (0.5)	5,069	22.1 (0.7)	4,805	23.6 (0.8)	4,782	26.9 (0.7)	4,602	28.3 (0.7)	4,456	28.6 (0.8)
고2	5,744	18.3 (0.6)	5,610	23.2 (0.6)	5,110	23.5 (0.6)	4,662	29.4 (0.7)	4,631	29.6 (0.7)	4,478	28.5 (0.7)
고3	5,456	20.1 (0.6)	5,293	23.8 (0.6)	5,220	26.4 (0.6)	4,996	29.6 (0.7)	4,290	29.7 (0.8)	3,881	33.1 (0.8)
학교급												
중학교	16,742	16.7 (0.3)	15,652	19.7 (0.3)	15,328	20.4 (0.4)	15,401	26.3 (0.4)	14,830	24.8 (0.4)	15,586	26.1 (0.4)
고등학교	17,061	18.9 (0.4)	15,972	23.1 (0.4)	15,135	24.6 (0.4)	14,440	28.6 (0.4)	13,523	29.2 (0.4)	12,815	30.2 (0.5)
여학생												
전체	31,725	15.4 (0.3)	30,652	19.3 (0.3)	29,577	20.1 (0.3)	27,462	23.4 (0.3)	26,595	23.6 (0.3)	26,447	24.1 (0.3)
학년												
중1	4,967	14.3 (0.5)	5,011	16.1 (0.6)	4,887	15.2 (0.5)	4,612	20.5 (0.7)	4,907	18.3 (0.6)	4,860	20.2 (0.6)
중2	5,051	14.6 (0.6)	5,105	17.4 (0.6)	4,955	18.5 (0.6)	4,626	24.4 (0.7)	4,741	23.2 (0.8)	4,909	20.9 (0.7)
중3	5,459	15.5 (0.5)	5,117	20.2 (0.6)	5,059	21.5 (0.6)	4,745	23.9 (0.7)	4,483	24.4 (0.6)	4,660	25.4 (0.6)
고1	5,494	15.7 (0.5)	5,096	19.4 (0.6)	4,455	19.8 (0.7)	4,491	24.2 (0.7)	4,305	25.2 (0.7)	4,005	24.9 (0.7)
고2	5,326	15.7 (0.6)	5,190	21.8 (0.7)	4,929	22.0 (0.7)	4,382	23.9 (0.7)	4,276	25.5 (0.7)	4,169	25.6 (0.7)
고3	5,428	16.5 (0.6)	5,133	20.1 (0.6)	5,292	22.5 (0.7)	4,606	23.5 (0.7)	3,883	25.3 (0.7)	3,844	28.2 (0.7)
학교급												
중학교	15,477	14.8 (0.3)	15,233	17.9 (0.4)	14,901	18.5 (0.4)	13,983	22.9 (0.4)	14,131	21.8 (0.4)	14,429	22.1 (0.4)
고등학교	16,248	15.9 (0.4)	15,419	20.5 (0.4)	14,676	21.5 (0.4)	13,479	23.9 (0.5)	12,464	25.4 (0.5)	12,018	26.3 (0.5)

결과표43. 주3회 이상 탄산음료 섭취율

(단위: %)

구분	'10		'11		'12		'13		'14		'15	
	분석대상자수	분율(표준오차)	분석대상자수	분율(표준오차)	분석대상자수	분율(표준오차)	분석대상자수	분율(표준오차)	분석대상자수	분율(표준오차)	분석대상자수	분율(표준오차)
전체												
전체	73,238	24.3 (0.3)	75,643	23.2 (0.3)	74,186	24.3 (0.3)	72,435	25.5 (0.3)	72,060	26.0 (0.3)	68,043	28.3 (0.3)
학년												
중1	12,468	23.8 (0.6)	12,728	20.2 (0.5)	12,362	22.4 (0.5)	12,199	24.3 (0.5)	11,661	25.4 (0.5)	10,786	24.8 (0.5)
중2	12,499	24.9 (0.6)	12,903	22.0 (0.5)	12,384	23.1 (0.5)	12,113	26.1 (0.5)	12,275	25.5 (0.5)	11,442	28.5 (0.5)
중3	12,603	23.9 (0.5)	12,843	23.1 (0.5)	12,551	24.8 (0.6)	12,218	26.5 (0.6)	12,220	27.0 (0.5)	12,071	29.3 (0.5)
고1	12,021	24.0 (0.6)	12,569	24.3 (0.5)	12,451	25.1 (0.6)	12,028	25.1 (0.6)	11,824	24.8 (0.6)	11,122	28.4 (0.7)
고2	12,124	23.3 (0.7)	12,508	24.3 (0.6)	12,315	25.4 (0.6)	11,865	26.2 (0.6)	12,152	26.8 (0.6)	11,113	28.9 (0.6)
고3	11,523	25.9 (0.6)	12,092	25.2 (0.6)	12,123	25.0 (0.6)	12,012	24.7 (0.6)	11,928	26.3 (0.5)	11,509	29.4 (0.7)
학교급												
중학교	37,570	24.2 (0.4)	38,474	21.8 (0.3)	37,297	23.5 (0.4)	36,530	25.6 (0.4)	36,156	26.0 (0.3)	34,299	27.7 (0.3)
고등학교	35,668	24.4 (0.5)	37,169	24.6 (0.5)	36,889	25.1 (0.5)	35,905	25.3 (0.4)	35,904	26.0 (0.4)	33,744	28.9 (0.5)
남학생												
전체	38,391	29.8 (0.4)	37,873	28.8 (0.3)	38,221	30.1 (0.3)	36,655	31.6 (0.3)	36,470	32.3 (0.3)	35,204	35.3 (0.4)
학년												
중1	6,519	29.1 (0.8)	6,548	24.3 (0.7)	6,364	26.1 (0.7)	6,411	28.5 (0.6)	6,078	28.9 (0.7)	5,576	28.9 (0.7)
중2	6,620	29.7 (0.8)	6,413	27.1 (0.6)	6,394	27.1 (0.6)	6,261	31.6 (0.7)	6,331	30.7 (0.7)	6,038	34.8 (0.7)
중3	6,817	30.1 (0.8)	6,589	29.1 (0.6)	6,525	30.6 (0.7)	6,249	32.6 (0.7)	6,154	33.8 (0.7)	6,244	36.3 (0.7)
고1	6,229	29.0 (0.8)	6,386	29.9 (0.7)	6,606	32.4 (0.7)	6,098	32.6 (0.6)	6,048	31.5 (0.7)	5,785	36.1 (0.9)
고2	6,273	29.4 (0.9)	5,954	30.4 (0.9)	6,221	32.0 (0.7)	5,595	32.8 (0.7)	6,009	34.6 (0.7)	5,777	36.3 (0.8)
고3	5,933	31.6 (0.8)	5,983	31.8 (0.8)	6,111	31.6 (0.8)	6,041	31.3 (0.8)	5,850	33.6 (0.7)	5,784	37.7 (0.8)
학교급												
중학교	19,956	29.7 (0.5)	19,550	26.9 (0.4)	19,283	28.0 (0.4)	18,921	30.9 (0.4)	18,563	31.2 (0.4)	17,858	33.7 (0.4)
고등학교	18,435	30.0 (0.6)	18,323	30.7 (0.6)	18,938	32.0 (0.5)	17,734	32.3 (0.5)	17,907	33.3 (0.5)	17,346	36.7 (0.6)
여학생												
전체	34,847	18.2 (0.3)	37,770	17.0 (0.3)	35,965	18.0 (0.3)	35,780	18.7 (0.3)	35,590	19.1 (0.3)	32,839	20.8 (0.3)
학년												
중1	5,949	18.1 (0.7)	6,180	15.6 (0.5)	5,998	18.4 (0.6)	5,788	19.6 (0.6)	5,583	21.5 (0.6)	5,210	20.3 (0.6)
중2	5,879	19.6 (0.6)	6,490	16.6 (0.5)	5,990	18.7 (0.6)	5,852	20.2 (0.6)	5,944	19.9 (0.5)	5,404	21.6 (0.6)
중3	5,786	16.9 (0.6)	6,254	16.5 (0.6)	6,026	18.5 (0.6)	5,969	19.7 (0.6)	6,066	19.5 (0.6)	5,827	21.6 (0.6)
고1	5,792	18.3 (0.8)	6,183	18.0 (0.6)	5,845	17.0 (0.7)	5,930	16.9 (0.6)	5,776	17.3 (0.6)	5,337	19.9 (0.7)
고2	5,851	16.4 (0.7)	6,554	17.4 (0.6)	6,094	17.9 (0.7)	6,270	18.9 (0.6)	6,143	18.3 (0.6)	5,336	20.8 (0.7)
고3	5,590	19.7 (0.7)	6,109	17.8 (0.7)	6,012	17.4 (0.7)	5,971	17.2 (0.6)	6,078	18.4 (0.6)	5,725	20.6 (0.7)
학교급												
중학교	17,614	18.2 (0.4)	18,924	16.2 (0.3)	18,014	18.5 (0.4)	17,609	19.8 (0.4)	17,593	20.2 (0.4)	16,441	21.2 (0.4)
고등학교	17,233	18.1 (0.5)	18,846	17.7 (0.5)	17,951	17.4 (0.5)	18,171	17.7 (0.4)	17,997	18.0 (0.4)	16,398	20.4 (0.5)

* 최근 7일 동안 3회 이상 탄산음료를 마신 사람의 분율

* '19년 설문문항 수정으로 연도 비교 시 주의

(계속: 주3회 이상 탄산음료 섭취율)

(단위: %)

구분	'16		'17		'18		'19		'20		'21	
	분석대상자수	분율(표준오차)	분석대상자수	분율(표준오차)	분석대상자수	분율(표준오차)	분석대상자수	분율(표준오차)	분석대상자수	분율(표준오차)	분석대상자수	분율(표준오차)
전체												
전체	65,528	27.1 (0.3)	62,276	33.7 (0.3)	60,040	34.7 (0.3)	57,303	37.0 (0.3)	54,948	35.5 (0.3)	54,848	34.4 (0.3)
학년												
중1	10,483	25.8 (0.5)	10,189	30.4 (0.6)	9,847	30.7 (0.6)	9,738	33.9 (0.6)	10,005	32.2 (0.6)	10,016	30.1 (0.6)
중2	10,517	28.9 (0.5)	10,377	35.0 (0.6)	10,092	34.2 (0.6)	9,665	37.2 (0.7)	9,564	35.3 (0.6)	10,235	32.8 (0.5)
중3	11,219	28.6 (0.5)	10,319	35.8 (0.6)	10,290	37.0 (0.6)	9,981	38.2 (0.6)	9,392	35.8 (0.6)	9,764	34.7 (0.6)
고1	11,355	26.8 (0.6)	10,165	33.0 (0.6)	9,260	35.1 (0.7)	9,273	36.7 (0.7)	8,907	36.4 (0.6)	8,461	35.2 (0.6)
고2	11,070	26.8 (0.6)	10,800	35.2 (0.6)	10,039	35.7 (0.6)	9,044	38.0 (0.7)	8,907	37.0 (0.7)	8,647	36.2 (0.7)
고3	10,884	25.8 (0.6)	10,426	32.9 (0.7)	10,512	34.8 (0.7)	9,602	37.6 (0.7)	8,173	36.4 (0.7)	7,725	37.9 (0.7)
학교급												
중학교	32,219	27.8 (0.3)	30,885	33.8 (0.4)	30,229	34.1 (0.4)	29,384	36.4 (0.4)	28,961	34.3 (0.4)	30,015	32.5 (0.4)
고등학교	33,309	26.5 (0.4)	31,391	33.7 (0.5)	29,811	35.2 (0.5)	27,919	37.4 (0.5)	25,987	36.6 (0.5)	24,833	36.4 (0.5)
남학생												
전체	33,803	32.5 (0.3)	31,624	40.2 (0.3)	30,463	41.9 (0.4)	29,841	45.1 (0.3)	28,353	42.4 (0.3)	28,401	42.4 (0.4)
학년												
중1	5,516	29.8 (0.7)	5,178	34.8 (0.8)	4,960	36.4 (0.8)	5,126	39.7 (0.8)	5,098	37.9 (0.8)	5,156	36.4 (0.8)
중2	5,466	33.1 (0.7)	5,272	41.1 (0.7)	5,137	41.4 (0.7)	5,039	45.1 (0.7)	4,823	42.9 (0.8)	5,326	40.9 (0.7)
중3	5,760	34.3 (0.7)	5,202	42.6 (0.8)	5,231	44.6 (0.7)	5,236	47.9 (0.7)	4,909	42.4 (0.8)	5,104	43.6 (0.8)
고1	5,861	32.7 (0.7)	5,069	40.0 (0.7)	4,805	42.7 (0.8)	4,782	45.0 (0.8)	4,602	43.9 (0.7)	4,456	43.1 (0.9)
고2	5,744	33.0 (0.7)	5,610	42.0 (0.7)	5,110	42.7 (0.7)	4,662	46.3 (0.8)	4,631	44.5 (0.8)	4,478	44.6 (0.8)
고3	5,456	31.8 (0.7)	5,293	40.2 (0.8)	5,220	43.0 (0.8)	4,996	46.4 (0.8)	4,290	43.2 (0.8)	3,881	45.8 (0.9)
학교급												
중학교	16,742	32.5 (0.4)	15,652	39.5 (0.5)	15,328	40.9 (0.4)	15,401	44.3 (0.5)	14,830	41.0 (0.5)	15,586	40.3 (0.4)
고등학교	17,061	32.5 (0.5)	15,972	40.8 (0.5)	15,135	42.8 (0.5)	14,440	45.9 (0.5)	13,523	43.9 (0.5)	12,815	44.5 (0.6)
여학생												
전체	31,725	21.2 (0.3)	30,652	26.7 (0.3)	29,577	26.8 (0.3)	27,462	28.1 (0.4)	26,595	28.0 (0.3)	26,447	25.9 (0.3)
학년												
중1	4,967	21.4 (0.7)	5,011	25.7 (0.7)	4,887	24.7 (0.8)	4,612	27.6 (0.8)	4,907	26.2 (0.7)	4,860	23.4 (0.7)
중2	5,051	24.3 (0.7)	5,105	28.5 (0.7)	4,955	26.4 (0.7)	4,626	28.7 (0.8)	4,741	27.1 (0.7)	4,909	24.2 (0.6)
중3	5,459	22.3 (0.6)	5,117	28.3 (0.7)	5,059	28.7 (0.7)	4,745	27.8 (0.8)	4,483	28.8 (0.7)	4,660	25.2 (0.7)
고1	5,494	20.4 (0.6)	5,096	25.5 (0.7)	4,455	26.7 (0.7)	4,491	27.6 (0.7)	4,305	28.3 (0.7)	4,005	26.7 (0.7)
고2	5,326	20.1 (0.7)	5,190	27.7 (0.7)	4,929	28.1 (0.7)	4,382	28.8 (0.8)	4,276	28.8 (0.8)	4,169	27.1 (0.8)
고3	5,428	19.2 (0.7)	5,133	25.0 (0.8)	5,292	25.8 (0.7)	4,606	28.1 (0.8)	3,883	28.8 (0.8)	3,844	29.2 (0.8)
학교급												
중학교	15,477	22.6 (0.4)	15,233	27.5 (0.4)	14,901	26.7 (0.4)	13,983	28.0 (0.5)	14,131	27.3 (0.4)	14,429	24.3 (0.4)
고등학교	16,248	19.9 (0.5)	15,419	26.1 (0.5)	14,676	26.8 (0.4)	13,479	28.2 (0.5)	12,464	28.7 (0.5)	12,018	27.7 (0.4)

결과표44. 주3회 이상 단맛음료 섭취율

(단위: %)

구분	'10		'11		'12		'13		'14		'15	
	분석대상자수	분율(표준오차)	분석대상자수	분율(표준오차)	분석대상자수	분율(표준오차)	분석대상자수	분율(표준오차)	분석대상자수	분율(표준오차)	분석대상자수	분율(표준오차)
전체												
전체	-	--	-	--	-	--	-	--	72,060	38.2 (0.3)	68,043	41.9 (0.3)
학년												
중1	-	--	-	--	-	--	-	--	11,661	36.0 (0.5)	10,786	36.7 (0.5)
중2	-	--	-	--	-	--	-	--	12,275	35.9 (0.5)	11,442	40.0 (0.6)
중3	-	--	-	--	-	--	-	--	12,220	36.7 (0.5)	12,071	40.0 (0.5)
고1	-	--	-	--	-	--	-	--	11,824	38.6 (0.6)	11,122	43.6 (0.6)
고2	-	--	-	--	-	--	-	--	12,152	40.0 (0.6)	11,113	44.7 (0.6)
고3	-	--	-	--	-	--	-	--	11,928	41.5 (0.5)	11,509	44.8 (0.5)
학교급												
중학교	-	--	-	--	-	--	-	--	36,156	36.2 (0.3)	34,299	39.0 (0.3)
고등학교	-	--	-	--	-	--	-	--	35,904	40.1 (0.4)	33,744	44.4 (0.4)
남학생												
전체	-	--	-	--	-	--	-	--	36,470	41.7 (0.3)	35,204	45.5 (0.3)
학년												
중1	-	--	-	--	-	--	-	--	6,078	37.1 (0.6)	5,576	38.7 (0.8)
중2	-	--	-	--	-	--	-	--	6,331	38.8 (0.7)	6,038	43.1 (0.7)
중3	-	--	-	--	-	--	-	--	6,154	40.1 (0.7)	6,244	43.5 (0.7)
고1	-	--	-	--	-	--	-	--	6,048	43.2 (0.8)	5,785	48.5 (0.8)
고2	-	--	-	--	-	--	-	--	6,009	44.7 (0.7)	5,777	49.3 (0.8)
고3	-	--	-	--	-	--	-	--	5,850	45.3 (0.7)	5,784	47.9 (0.7)
학교급												
중학교	-	--	-	--	-	--	-	--	18,563	38.7 (0.4)	17,858	42.0 (0.4)
고등학교	-	--	-	--	-	--	-	--	17,907	44.4 (0.5)	17,346	48.6 (0.5)
여학생												
전체	-	--	-	--	-	--	-	--	35,590	34.4 (0.3)	32,839	37.9 (0.3)
학년												
중1	-	--	-	--	-	--	-	--	5,583	34.7 (0.7)	5,210	34.4 (0.8)
중2	-	--	-	--	-	--	-	--	5,944	32.7 (0.6)	5,404	36.7 (0.8)
중3	-	--	-	--	-	--	-	--	6,066	33.1 (0.7)	5,827	36.1 (0.7)
고1	-	--	-	--	-	--	-	--	5,776	33.6 (0.6)	5,337	38.2 (0.8)
고2	-	--	-	--	-	--	-	--	6,143	35.0 (0.7)	5,336	39.7 (0.8)
고3	-	--	-	--	-	--	-	--	6,078	37.4 (0.7)	5,725	41.5 (0.7)
학교급												
중학교	-	--	-	--	-	--	-	--	17,593	33.4 (0.4)	16,441	35.8 (0.4)
고등학교	-	--	-	--	-	--	-	--	17,997	35.3 (0.4)	16,398	39.8 (0.5)

* 최근 7일 동안 3회 이상 단맛이 나는 음료를 마신 사람의 분율

* '19년 설문문항 수정으로 연도별 결과 비교 시 주의

(계속: 주3회 이상 단맛음료 섭취율)

(단위: %)

구분	'16		'17		'18		'19		'20		'21	
	분석대상자수	분율(표준오차)	분석대상자수	분율(표준오차)	분석대상자수	분율(표준오차)	분석대상자수	분율(표준오차)	분석대상자수	분율(표준오차)	분석대상자수	분율(표준오차)
전체												
전체	65,528	41.4 (0.3)	62,276	47.1 (0.3)	60,040	50.3 (0.3)	57,303	50.4 (0.3)	54,948	45.8 (0.3)	54,848	48.3 (0.3)
학년												
중1	10,483	38.7 (0.5)	10,189	42.4 (0.6)	9,847	43.2 (0.6)	9,738	44.4 (0.6)	10,005	38.9 (0.6)	10,016	39.6 (0.6)
중2	10,517	40.5 (0.6)	10,377	46.0 (0.5)	10,092	48.1 (0.5)	9,665	48.9 (0.5)	9,564	43.2 (0.6)	10,235	44.3 (0.6)
중3	11,219	39.7 (0.5)	10,319	46.2 (0.6)	10,290	49.5 (0.6)	9,981	50.3 (0.7)	9,392	44.6 (0.6)	9,764	46.6 (0.6)
고1	11,355	42.7 (0.5)	10,165	50.0 (0.6)	9,260	54.1 (0.6)	9,273	53.3 (0.6)	8,907	48.0 (0.6)	8,461	53.4 (0.7)
고2	11,070	43.0 (0.6)	10,800	48.6 (0.5)	10,039	53.3 (0.6)	9,044	52.8 (0.6)	8,907	49.7 (0.6)	8,647	52.8 (0.6)
고3	10,884	43.0 (0.5)	10,426	48.4 (0.6)	10,512	52.2 (0.6)	9,602	52.2 (0.6)	8,173	50.7 (0.7)	7,725	54.0 (0.7)
학교급												
중학교	32,219	39.6 (0.3)	30,885	44.9 (0.3)	30,229	47.1 (0.4)	29,384	47.9 (0.4)	28,961	42.1 (0.3)	30,015	43.5 (0.4)
고등학교	33,309	42.9 (0.4)	31,391	48.9 (0.4)	29,811	53.1 (0.4)	27,919	52.7 (0.4)	25,987	49.5 (0.4)	24,833	53.4 (0.4)
남학생												
전체	33,803	42.8 (0.4)	31,624	49.8 (0.3)	30,463	53.6 (0.3)	29,841	53.6 (0.4)	28,353	50.1 (0.4)	28,401	52.1 (0.4)
학년												
중1	5,516	39.1 (0.7)	5,178	43.9 (0.7)	4,960	45.7 (0.8)	5,126	45.5 (0.8)	5,098	43.6 (0.8)	5,156	42.7 (0.8)
중2	5,466	41.4 (0.8)	5,272	48.8 (0.7)	5,137	51.8 (0.7)	5,039	51.5 (0.8)	4,823	47.0 (0.8)	5,326	48.6 (0.8)
중3	5,760	41.7 (0.7)	5,202	49.4 (0.8)	5,231	52.3 (0.7)	5,236	55.5 (0.7)	4,909	48.8 (0.8)	5,104	51.1 (0.8)
고1	5,861	44.7 (0.7)	5,069	53.2 (0.8)	4,805	58.0 (0.8)	4,782	55.7 (0.8)	4,602	51.9 (0.7)	4,456	57.1 (0.9)
고2	5,744	45.0 (0.8)	5,610	51.3 (0.7)	5,110	56.6 (0.7)	4,662	56.4 (0.7)	4,631	54.3 (0.8)	4,478	55.7 (0.7)
고3	5,456	44.0 (0.7)	5,293	51.0 (0.8)	5,220	55.8 (0.7)	4,996	55.9 (0.8)	4,290	55.0 (0.9)	3,881	57.7 (0.9)
학교급												
중학교	16,742	40.8 (0.4)	15,652	47.4 (0.4)	15,328	50.1 (0.5)	15,401	50.9 (0.5)	14,830	46.3 (0.5)	15,586	47.4 (0.4)
고등학교	17,061	44.6 (0.5)	15,972	51.8 (0.5)	15,135	56.7 (0.5)	14,440	56.0 (0.5)	13,523	53.7 (0.5)	12,815	56.8 (0.5)
여학생												
전체	31,725	39.8 (0.3)	30,652	44.2 (0.3)	29,577	46.7 (0.4)	27,462	47.0 (0.4)	26,595	41.2 (0.4)	26,447	44.3 (0.4)
학년												
중1	4,967	38.2 (0.8)	5,011	40.7 (0.8)	4,887	40.5 (0.8)	4,612	43.2 (0.9)	4,907	34.0 (0.7)	4,860	36.3 (0.8)
중2	5,051	39.6 (0.8)	5,105	43.1 (0.7)	4,955	44.2 (0.8)	4,626	46.0 (0.8)	4,741	39.2 (0.8)	4,909	39.7 (0.8)
중3	5,459	37.5 (0.8)	5,117	42.7 (0.7)	5,059	46.3 (0.8)	4,745	44.7 (0.9)	4,483	40.2 (0.8)	4,660	41.8 (0.7)
고1	5,494	40.4 (0.7)	5,096	46.6 (0.7)	4,455	49.9 (0.9)	4,491	50.7 (0.8)	4,305	43.9 (0.8)	4,005	49.4 (0.9)
고2	5,326	40.8 (0.8)	5,190	45.6 (0.8)	4,929	49.8 (0.8)	4,382	48.8 (0.8)	4,276	44.7 (0.8)	4,169	49.7 (0.9)
고3	5,428	41.9 (0.8)	5,133	45.5 (0.7)	5,292	48.2 (0.8)	4,606	48.3 (0.7)	3,883	46.1 (0.9)	3,844	49.9 (0.9)
학교급												
중학교	15,477	38.4 (0.5)	15,233	42.2 (0.4)	14,901	43.8 (0.5)	13,983	44.7 (0.5)	14,131	37.6 (0.5)	14,429	39.2 (0.5)
고등학교	16,248	41.0 (0.5)	15,419	45.9 (0.5)	14,676	49.3 (0.5)	13,479	49.2 (0.5)	12,464	44.9 (0.5)	12,018	49.7 (0.5)

결과표45. 연간 영양 및 식사습관 교육 경험률

(단위: %)

구분	'10		'11		'12		'13		'14		'15	
	분석대상자수	분율(표준오차)	분석대상자수	분율(표준오차)	분석대상자수	분율(표준오차)	분석대상자수	분율(표준오차)	분석대상자수	분율(표준오차)	분석대상자수	분율(표준오차)
전체												
전체	73,238	37.9 (0.4)	75,643	36.5 (0.4)	74,186	36.2 (0.4)	72,435	39.5 (0.4)	72,060	39.9 (0.4)	68,043	41.5 (0.4)
학년												
중1	12,468	59.7 (0.7)	12,728	56.4 (0.7)	12,362	56.1 (0.7)	12,199	59.5 (0.7)	11,661	58.2 (0.7)	10,786	61.6 (0.8)
중2	12,499	43.3 (0.8)	12,903	46.1 (0.7)	12,384	50.3 (0.8)	12,113	52.7 (0.7)	12,275	51.0 (0.7)	11,442	53.3 (0.9)
중3	12,603	42.5 (0.8)	12,843	40.9 (0.8)	12,551	36.1 (0.6)	12,218	41.8 (0.8)	12,220	42.0 (0.7)	12,071	44.5 (0.8)
고1	12,021	35.1 (0.9)	12,569	34.1 (0.7)	12,451	32.1 (0.7)	12,028	33.9 (0.6)	11,824	35.4 (0.6)	11,122	36.2 (0.6)
고2	12,124	28.3 (0.8)	12,508	24.1 (0.6)	12,315	25.1 (0.7)	11,865	28.3 (0.6)	12,152	30.9 (0.6)	11,113	33.9 (0.7)
고3	11,523	18.4 (0.8)	12,092	18.4 (0.5)	12,123	19.1 (0.5)	12,012	22.8 (0.7)	11,928	24.9 (0.7)	11,509	25.7 (0.7)
학교급												
중학교	37,570	48.4 (0.5)	38,474	47.6 (0.5)	37,297	47.2 (0.5)	36,530	51.3 (0.5)	36,156	50.1 (0.5)	34,299	52.4 (0.6)
고등학교	35,668	27.3 (0.6)	37,169	25.6 (0.4)	36,889	25.5 (0.4)	35,905	28.3 (0.5)	35,904	30.4 (0.5)	33,744	31.9 (0.5)
남학생												
전체	38,391	40.5 (0.5)	37,873	38.7 (0.5)	38,221	39.0 (0.5)	36,655	42.6 (0.5)	36,470	42.6 (0.4)	35,204	44.3 (0.5)
학년												
중1	6,519	62.4 (0.8)	6,548	56.8 (0.9)	6,364	57.0 (0.9)	6,411	60.8 (0.9)	6,078	58.9 (0.8)	5,576	62.3 (1.0)
중2	6,620	46.2 (1.0)	6,413	48.2 (0.9)	6,394	52.1 (0.8)	6,261	54.6 (0.9)	6,331	53.0 (0.8)	6,038	55.5 (1.0)
중3	6,817	45.3 (0.9)	6,589	43.1 (0.9)	6,525	40.2 (0.9)	6,249	44.8 (0.9)	6,154	45.3 (0.9)	6,244	46.7 (0.9)
고1	6,229	37.7 (1.0)	6,386	37.4 (0.9)	6,606	36.1 (0.8)	6,098	38.7 (0.8)	6,048	39.6 (0.8)	5,785	40.0 (0.8)
고2	6,273	31.0 (0.9)	5,954	27.2 (0.9)	6,221	28.9 (0.9)	5,595	32.3 (0.9)	6,009	33.8 (0.8)	5,777	37.7 (0.9)
고3	5,933	20.6 (0.9)	5,983	21.0 (0.7)	6,111	21.5 (0.7)	6,041	26.0 (0.9)	5,850	27.8 (0.9)	5,784	28.9 (1.0)
학교급												
중학교	19,956	51.1 (0.6)	19,550	49.2 (0.6)	19,283	49.6 (0.5)	18,921	53.4 (0.6)	18,563	52.1 (0.6)	17,858	54.2 (0.6)
고등학교	18,435	29.9 (0.6)	18,323	28.6 (0.6)	18,938	28.9 (0.5)	17,734	32.3 (0.6)	17,907	33.7 (0.5)	17,346	35.5 (0.6)
여학생												
전체	34,847	35.0 (0.6)	37,770	34.1 (0.5)	35,965	33.1 (0.6)	35,780	36.2 (0.6)	35,590	37.0 (0.6)	32,839	38.5 (0.6)
학년												
중1	5,949	56.7 (1.0)	6,180	55.9 (0.9)	5,998	55.0 (1.1)	5,788	58.2 (1.0)	5,583	57.5 (1.0)	5,210	60.7 (1.1)
중2	5,879	40.0 (1.0)	6,490	43.8 (0.9)	5,990	48.5 (1.3)	5,852	50.6 (0.9)	5,944	48.7 (1.1)	5,404	50.8 (1.2)
중3	5,786	39.4 (1.1)	6,254	38.4 (1.0)	6,026	31.6 (0.8)	5,969	38.5 (1.1)	6,066	38.4 (1.0)	5,827	42.1 (1.0)
고1	5,792	32.1 (1.3)	6,183	30.4 (1.0)	5,845	27.7 (1.0)	5,930	28.7 (0.9)	5,776	30.8 (0.9)	5,337	32.0 (0.9)
고2	5,851	25.2 (1.3)	6,554	20.5 (0.8)	6,094	20.8 (0.8)	6,270	23.8 (0.7)	6,143	27.8 (1.0)	5,336	29.8 (1.1)
고3	5,590	16.1 (1.0)	6,109	15.5 (0.7)	6,012	16.5 (0.8)	5,971	19.1 (0.8)	6,078	21.8 (0.9)	5,725	22.3 (0.9)
학교급												
중학교	17,614	45.3 (0.6)	18,924	45.9 (0.6)	18,014	44.7 (0.8)	17,609	49.0 (0.7)	17,593	47.9 (0.7)	16,441	50.5 (0.7)
고등학교	17,233	24.4 (0.9)	18,846	22.2 (0.6)	17,951	21.7 (0.6)	18,171	23.9 (0.6)	17,997	26.8 (0.7)	16,398	27.9 (0.7)

* 최근 12개월 동안 학교에서(수업시간, 방생교육, 강당에서의 교육 등 모두 포함) 영양 및 식사습관에 대한 교육을 받은 적이 있는 사람의 분율

(계속: 연간 영양 및 식사습관 교육 경험률)

(단위: %)

구분	'16		'17		'18		'19		'20		'21	
	분석대상자수	분율(표준오차)	분석대상자수	분율(표준오차)	분석대상자수	분율(표준오차)	분석대상자수	분율(표준오차)	분석대상자수	분율(표준오차)	분석대상자수	분율(표준오차)
전체												
전체	65,528	45.3 (0.4)	62,276	46.2 (0.4)	60,040	47.2 (0.4)	57,303	48.0 (0.4)	54,948	47.1 (0.4)	54,848	41.5 (0.4)
학년												
중1	10,483	64.0 (0.8)	10,189	67.4 (0.8)	9,847	67.5 (0.8)	9,738	66.4 (0.8)	10,005	59.7 (0.8)	10,016	58.8 (0.9)
중2	10,517	55.5 (0.7)	10,377	58.8 (0.8)	10,092	59.6 (0.8)	9,665	58.9 (0.8)	9,564	55.2 (0.9)	10,235	50.4 (0.8)
중3	11,219	50.1 (0.8)	10,319	50.3 (0.8)	10,290	49.8 (0.8)	9,981	51.1 (0.8)	9,392	54.8 (0.9)	9,764	46.8 (0.8)
고1	11,355	41.3 (0.7)	10,165	40.2 (0.7)	9,260	42.2 (0.7)	9,273	42.2 (0.7)	8,907	37.2 (0.7)	8,461	35.1 (0.7)
고2	11,070	37.4 (0.8)	10,800	36.7 (0.8)	10,039	38.3 (0.7)	9,044	38.9 (0.7)	8,907	39.3 (0.7)	8,647	29.4 (0.7)
고3	10,884	29.5 (0.8)	10,426	31.1 (0.8)	10,512	32.4 (0.7)	9,602	34.1 (0.8)	8,173	36.8 (0.8)	7,725	27.1 (0.7)
학교급												
중학교	32,219	56.3 (0.5)	30,885	58.7 (0.5)	30,229	58.6 (0.5)	29,384	58.7 (0.5)	28,961	56.7 (0.5)	30,015	52.0 (0.5)
고등학교	33,309	36.1 (0.5)	31,391	35.9 (0.6)	29,811	37.3 (0.5)	27,919	38.3 (0.5)	25,987	37.7 (0.5)	24,833	30.5 (0.5)
남학생												
전체	33,803	47.7 (0.5)	31,624	48.9 (0.6)	30,463	49.7 (0.5)	29,841	50.3 (0.5)	28,353	48.4 (0.5)	28,401	42.7 (0.5)
학년												
중1	5,516	65.3 (0.8)	5,178	67.8 (0.9)	4,960	67.9 (0.9)	5,126	66.9 (1.0)	5,098	59.3 (1.0)	5,156	57.9 (1.0)
중2	5,466	57.6 (0.9)	5,272	61.6 (1.0)	5,137	61.9 (1.0)	5,039	60.8 (1.0)	4,823	56.9 (1.0)	5,326	51.2 (1.0)
중3	5,760	53.0 (0.9)	5,202	53.6 (1.0)	5,231	52.0 (1.0)	5,236	52.9 (0.9)	4,909	56.2 (1.2)	5,104	47.8 (1.0)
고1	5,861	43.8 (0.9)	5,069	43.5 (1.0)	4,805	46.3 (0.9)	4,782	45.0 (0.9)	4,602	39.6 (0.9)	4,456	36.5 (0.9)
고2	5,744	41.5 (0.9)	5,610	40.4 (1.0)	5,110	41.3 (0.9)	4,662	41.5 (1.0)	4,631	41.2 (0.9)	4,478	32.2 (0.9)
고3	5,456	31.2 (1.0)	5,293	33.1 (0.9)	5,220	35.4 (0.9)	4,996	37.9 (1.0)	4,290	37.9 (1.0)	3,881	29.5 (0.9)
학교급												
중학교	16,742	58.4 (0.6)	15,652	61.0 (0.6)	15,328	60.3 (0.6)	15,401	60.1 (0.6)	14,830	57.5 (0.7)	15,586	52.4 (0.6)
고등학교	17,061	38.8 (0.7)	15,972	38.9 (0.7)	15,135	40.6 (0.6)	14,440	41.4 (0.7)	13,523	39.6 (0.6)	12,815	32.6 (0.6)
여학생												
전체	31,725	42.6 (0.6)	30,652	43.4 (0.6)	29,577	44.5 (0.6)	27,462	45.6 (0.6)	26,595	45.7 (0.5)	26,447	40.2 (0.6)
학년												
중1	4,967	62.5 (1.2)	5,011	66.9 (0.9)	4,887	67.2 (1.0)	4,612	65.8 (1.1)	4,907	60.2 (1.0)	4,860	59.6 (1.1)
중2	5,051	53.2 (1.1)	5,105	55.7 (1.1)	4,955	57.2 (1.2)	4,626	56.9 (1.1)	4,741	53.3 (1.1)	4,909	49.5 (1.1)
중3	5,459	46.9 (1.1)	5,117	46.6 (1.1)	5,059	47.3 (1.1)	4,745	49.1 (1.1)	4,483	53.2 (1.1)	4,660	45.8 (1.1)
고1	5,494	38.5 (1.0)	5,096	36.6 (1.0)	4,455	37.8 (1.0)	4,491	39.1 (1.0)	4,305	34.5 (1.1)	4,005	33.7 (1.1)
고2	5,326	32.9 (1.1)	5,190	32.6 (1.1)	4,929	35.0 (1.0)	4,382	36.0 (1.1)	4,276	37.1 (1.1)	4,169	26.4 (1.0)
고3	5,428	27.8 (1.1)	5,133	28.9 (1.1)	5,292	29.1 (1.0)	4,606	29.9 (1.0)	3,883	35.5 (1.1)	3,844	24.5 (0.9)
학교급												
중학교	15,477	54.0 (0.8)	15,233	56.4 (0.6)	14,901	56.9 (0.7)	13,983	57.2 (0.7)	14,131	55.8 (0.6)	14,429	51.7 (0.7)
고등학교	16,248	33.1 (0.8)	15,419	32.6 (0.8)	14,676	33.6 (0.7)	13,479	34.9 (0.8)	12,464	35.7 (0.7)	12,018	28.1 (0.7)

결과표46. 비만율

(단위: %)

구분	'10		'11		'12		'13		'14		'15	
	분석대상자수	분율(표준오차)	분석대상자수	분율(표준오차)	분석대상자수	분율(표준오차)	분석대상자수	분율(표준오차)	분석대상자수	분율(표준오차)	분석대상자수	분율(표준오차)
전체												
전체	70,809	5.3 (0.1)	73,474	5.6 (0.1)	72,229	6.2 (0.1)	70,354	6.6 (0.1)	69,959	6.9 (0.1)	66,068	7.5 (0.1)
학년												
중1	12,105	5.2 (0.3)	12,431	5.7 (0.2)	12,076	5.9 (0.2)	11,910	4.9 (0.2)	11,399	5.6 (0.2)	10,517	5.5 (0.2)
중2	12,091	4.9 (0.2)	12,529	4.7 (0.2)	12,080	5.7 (0.3)	11,778	6.2 (0.2)	11,932	6.1 (0.3)	11,144	6.5 (0.3)
중3	12,217	5.3 (0.3)	12,465	5.4 (0.2)	12,211	5.6 (0.2)	11,893	6.0 (0.3)	11,849	6.9 (0.3)	11,713	6.3 (0.3)
고1	11,647	5.6 (0.3)	12,234	5.7 (0.2)	12,150	6.6 (0.3)	11,675	7.3 (0.2)	11,507	7.4 (0.3)	10,798	8.0 (0.3)
고2	11,720	5.1 (0.2)	12,160	5.6 (0.2)	11,984	6.5 (0.3)	11,508	7.3 (0.2)	11,786	7.3 (0.3)	10,772	8.2 (0.3)
고3	11,029	5.8 (0.3)	11,655	6.4 (0.3)	11,728	6.9 (0.3)	11,590	7.8 (0.3)	11,486	7.9 (0.2)	11,124	9.8 (0.3)
학교급												
중학교	36,413	5.1 (0.2)	37,425	5.3 (0.1)	36,367	5.7 (0.1)	35,581	5.7 (0.1)	35,180	6.2 (0.2)	33,374	6.1 (0.2)
고등학교	34,396	5.5 (0.2)	36,049	5.9 (0.2)	35,862	6.7 (0.2)	34,773	7.5 (0.2)	34,779	7.5 (0.2)	32,694	8.7 (0.2)
남학생												
전체	37,090	7.0 (0.2)	36,755	6.8 (0.1)	37,229	7.5 (0.2)	35,575	7.9 (0.2)	35,391	8.5 (0.2)	34,152	8.8 (0.2)
학년												
중1	6,323	7.0 (0.4)	6,394	6.6 (0.4)	6,235	7.1 (0.3)	6,263	5.6 (0.3)	5,949	6.8 (0.4)	5,432	6.2 (0.3)
중2	6,407	6.7 (0.4)	6,219	5.8 (0.3)	6,248	7.4 (0.4)	6,078	7.0 (0.3)	6,141	7.1 (0.3)	5,880	7.8 (0.4)
중3	6,600	7.2 (0.4)	6,394	7.6 (0.3)	6,338	7.1 (0.4)	6,083	7.6 (0.4)	5,954	9.1 (0.4)	6,057	8.2 (0.4)
고1	6,050	7.6 (0.4)	6,204	7.1 (0.3)	6,446	8.3 (0.4)	5,910	9.0 (0.4)	5,893	9.6 (0.4)	5,612	9.0 (0.4)
고2	6,054	6.4 (0.3)	5,791	6.3 (0.4)	6,051	7.2 (0.4)	5,420	8.7 (0.3)	5,823	8.6 (0.4)	5,606	9.6 (0.4)
고3	5,656	6.8 (0.4)	5,753	7.4 (0.4)	5,911	7.7 (0.4)	5,821	9.6 (0.4)	5,631	9.5 (0.4)	5,565	11.1 (0.5)
학교급												
중학교	19,330	7.0 (0.2)	19,007	6.7 (0.2)	18,821	7.2 (0.2)	18,424	6.7 (0.2)	18,044	7.7 (0.2)	17,369	7.5 (0.3)
고등학교	17,760	7.0 (0.2)	17,748	6.9 (0.2)	18,408	7.7 (0.2)	17,151	9.1 (0.2)	17,347	9.2 (0.2)	16,783	9.9 (0.3)
여학생												
전체	33,719	3.5 (0.1)	36,719	4.2 (0.1)	35,000	4.8 (0.1)	34,779	5.2 (0.1)	34,568	5.2 (0.1)	31,916	6.1 (0.2)
학년												
중1	5,782	3.2 (0.3)	6,037	4.7 (0.3)	5,841	4.5 (0.3)	5,647	4.1 (0.3)	5,450	4.3 (0.3)	5,085	4.7 (0.3)
중2	5,684	2.9 (0.3)	6,310	3.5 (0.2)	5,832	3.9 (0.3)	5,700	5.3 (0.3)	5,791	5.0 (0.3)	5,264	5.2 (0.3)
중3	5,617	3.2 (0.3)	6,071	2.9 (0.2)	5,873	4.0 (0.3)	5,810	4.3 (0.3)	5,895	4.4 (0.3)	5,656	4.3 (0.3)
고1	5,597	3.3 (0.3)	6,030	4.2 (0.3)	5,704	4.7 (0.3)	5,765	5.5 (0.3)	5,614	5.1 (0.3)	5,186	6.9 (0.3)
고2	5,666	3.7 (0.3)	6,369	4.8 (0.3)	5,933	5.7 (0.3)	6,088	5.7 (0.4)	5,963	5.9 (0.3)	5,166	6.8 (0.4)
고3	5,373	4.7 (0.4)	5,902	5.4 (0.3)	5,817	6.0 (0.4)	5,769	5.9 (0.3)	5,855	6.2 (0.3)	5,559	8.3 (0.4)
학교급												
중학교	17,083	3.1 (0.2)	18,418	3.7 (0.2)	17,546	4.2 (0.2)	17,157	4.6 (0.2)	17,136	4.6 (0.2)	16,005	4.7 (0.2)
고등학교	16,636	3.9 (0.2)	18,301	4.8 (0.2)	17,454	5.4 (0.2)	17,622	5.7 (0.2)	17,432	5.7 (0.2)	15,911	7.3 (0.2)

* 2017년 소아청소년 성장도표 연령별 체질량지수 기준 95백분위수 이상인 사람의 분율, 체질량지수(BMI)=체중(kg)/[신장(m)]²

* 기준('10~'17년)에는 2007년 소아청소년 성장도표 기준으로 산출하였으나, 2017년 소아성장도표 제정에 따라 연도비교를 위해 '10~'17년 결과 재산출

(계속: 비만을)

(단위: %)

구분	'16		'17		'18		'19		'20		'21	
	분석대상자수	분율(표준오차)	분석대상자수	분율(표준오차)	분석대상자수	분율(표준오차)	분석대상자수	분율(표준오차)	분석대상자수	분율(표준오차)	분석대상자수	분율(표준오차)
전체												
전체	63,741	9.1 (0.2)	60,392	10.0 (0.2)	58,336	10.8 (0.2)	55,748	11.1 (0.2)	53,534	12.1 (0.2)	53,445	13.5 (0.2)
학년												
중1	10,266	7.5 (0.3)	9,989	8.1 (0.3)	9,631	8.8 (0.3)	9,528	8.1 (0.3)	9,800	11.0 (0.4)	9,802	11.5 (0.4)
중2	10,249	7.5 (0.3)	10,070	8.1 (0.3)	9,825	8.7 (0.3)	9,426	9.1 (0.4)	9,331	10.6 (0.4)	10,009	12.4 (0.4)
중3	10,901	8.0 (0.3)	10,003	9.1 (0.3)	10,012	9.6 (0.4)	9,721	10.1 (0.3)	9,161	11.3 (0.4)	9,508	12.4 (0.4)
고1	11,043	9.7 (0.3)	9,876	10.8 (0.3)	9,002	11.5 (0.4)	9,022	11.5 (0.4)	8,687	12.3 (0.4)	8,266	14.5 (0.5)
고2	10,761	10.8 (0.3)	10,436	11.3 (0.3)	9,725	12.1 (0.3)	8,774	12.9 (0.4)	8,669	12.8 (0.4)	8,398	14.6 (0.4)
고3	10,521	10.4 (0.4)	10,018	12.0 (0.4)	10,141	13.2 (0.4)	9,277	14.1 (0.4)	7,886	14.8 (0.5)	7,462	15.8 (0.5)
학교급												
중학교	31,416	7.7 (0.2)	30,062	8.4 (0.2)	29,468	9.1 (0.2)	28,675	9.1 (0.2)	28,292	10.9 (0.3)	29,319	12.1 (0.3)
고등학교	32,325	10.3 (0.2)	30,330	11.4 (0.2)	28,868	12.3 (0.2)	27,073	12.9 (0.3)	25,242	13.3 (0.3)	24,126	15.0 (0.3)
남학생												
전체	32,904	11.1 (0.2)	30,662	12.3 (0.2)	29,613	13.4 (0.2)	29,059	13.8 (0.2)	27,687	15.6 (0.3)	27,773	17.5 (0.3)
학년												
중1	5,407	9.9 (0.4)	5,094	10.2 (0.5)	4,860	10.6 (0.4)	5,024	10.3 (0.4)	5,014	15.2 (0.6)	5,055	15.6 (0.5)
중2	5,328	9.0 (0.4)	5,117	10.6 (0.5)	5,006	11.9 (0.5)	4,928	12.3 (0.5)	4,719	15.4 (0.6)	5,231	17.1 (0.6)
중3	5,618	10.5 (0.4)	5,034	11.7 (0.5)	5,106	12.9 (0.5)	5,099	13.3 (0.5)	4,803	14.7 (0.6)	4,993	17.6 (0.5)
고1	5,703	11.3 (0.4)	4,926	13.1 (0.5)	4,667	14.1 (0.6)	4,665	15.1 (0.5)	4,507	16.4 (0.5)	4,370	18.5 (0.7)
고2	5,580	12.9 (0.5)	5,412	13.6 (0.5)	4,953	14.6 (0.5)	4,516	14.8 (0.6)	4,513	15.3 (0.6)	4,367	17.6 (0.6)
고3	5,268	12.5 (0.6)	5,079	14.0 (0.5)	5,021	15.2 (0.5)	4,827	16.3 (0.5)	4,131	16.5 (0.6)	3,757	18.8 (0.7)
학교급												
중학교	16,353	9.8 (0.3)	15,245	10.8 (0.3)	14,972	11.9 (0.3)	15,051	12.0 (0.3)	14,536	15.1 (0.4)	15,279	16.8 (0.3)
고등학교	16,551	12.2 (0.3)	15,417	13.6 (0.3)	14,641	14.7 (0.3)	14,008	15.4 (0.4)	13,151	16.1 (0.3)	12,494	18.3 (0.4)
여학생												
전체	30,837	6.9 (0.2)	29,730	7.6 (0.2)	28,723	8.0 (0.2)	26,689	8.1 (0.2)	25,847	8.4 (0.2)	25,672	9.1 (0.2)
학년												
중1	4,859	5.0 (0.3)	4,895	5.9 (0.4)	4,771	6.9 (0.4)	4,504	5.8 (0.4)	4,786	6.4 (0.3)	4,747	7.1 (0.4)
중2	4,921	6.0 (0.4)	4,953	5.4 (0.3)	4,819	5.3 (0.4)	4,498	5.7 (0.4)	4,612	5.3 (0.4)	4,778	7.3 (0.4)
중3	5,283	5.3 (0.3)	4,969	6.3 (0.4)	4,906	6.1 (0.4)	4,622	6.7 (0.4)	4,358	7.6 (0.4)	4,515	6.8 (0.4)
고1	5,340	7.9 (0.4)	4,950	8.3 (0.4)	4,335	8.6 (0.5)	4,357	7.6 (0.5)	4,180	7.9 (0.4)	3,896	10.1 (0.5)
고2	5,181	8.5 (0.4)	5,024	8.8 (0.4)	4,772	9.4 (0.4)	4,258	10.8 (0.5)	4,156	10.0 (0.5)	4,031	11.3 (0.5)
고3	5,253	8.1 (0.4)	4,939	9.8 (0.5)	5,120	11.0 (0.5)	4,450	11.8 (0.5)	3,755	13.0 (0.6)	3,705	12.5 (0.6)
학교급												
중학교	15,063	5.4 (0.2)	14,817	5.9 (0.2)	14,496	6.1 (0.2)	13,624	6.1 (0.2)	13,756	6.4 (0.2)	14,040	7.1 (0.2)
고등학교	15,774	8.2 (0.2)	14,913	9.0 (0.3)	14,227	9.8 (0.3)	13,065	10.1 (0.3)	12,091	10.3 (0.3)	11,632	11.3 (0.3)

결과표47. 과체중률

(단위: %)

구분	'10		'11		'12		'13		'14		'15	
	분석대상자수	분율(표준오차)	분석대상자수	분율(표준오차)	분석대상자수	분율(표준오차)	분석대상자수	분율(표준오차)	분석대상자수	분율(표준오차)	분석대상자수	분율(표준오차)
전체												
전체	70,809	7.0 (0.1)	73,474	7.2 (0.1)	72,229	7.5 (0.1)	70,354	8.0 (0.1)	69,959	8.0 (0.1)	66,068	8.5 (0.1)
학년												
중1	12,105	7.7 (0.3)	12,431	8.0 (0.2)	12,076	8.0 (0.3)	11,910	8.8 (0.3)	11,399	8.2 (0.3)	10,517	9.0 (0.3)
중2	12,091	7.0 (0.3)	12,529	7.1 (0.3)	12,080	7.9 (0.2)	11,778	8.2 (0.3)	11,932	8.1 (0.3)	11,144	8.2 (0.3)
중3	12,217	6.9 (0.3)	12,465	6.8 (0.3)	12,211	7.4 (0.2)	11,893	7.9 (0.3)	11,849	7.4 (0.2)	11,713	7.9 (0.3)
고1	11,647	6.6 (0.3)	12,234	7.1 (0.2)	12,150	6.8 (0.2)	11,675	7.6 (0.2)	11,507	7.5 (0.3)	10,798	8.5 (0.2)
고2	11,720	6.6 (0.3)	12,160	6.8 (0.2)	11,984	6.9 (0.2)	11,508	7.5 (0.3)	11,786	8.1 (0.2)	10,772	8.9 (0.3)
고3	11,029	7.2 (0.3)	11,655	7.5 (0.3)	11,728	7.9 (0.3)	11,590	8.1 (0.3)	11,486	8.4 (0.3)	11,124	8.6 (0.3)
학교급												
중학교	36,413	7.2 (0.2)	37,425	7.3 (0.2)	36,367	7.7 (0.2)	35,581	8.3 (0.2)	35,180	7.9 (0.2)	33,374	8.3 (0.2)
고등학교	34,396	6.8 (0.2)	36,049	7.1 (0.2)	35,862	7.2 (0.1)	34,773	7.7 (0.1)	34,779	8.0 (0.2)	32,694	8.6 (0.1)
남학생												
전체	37,090	7.7 (0.2)	36,755	7.6 (0.1)	37,229	7.7 (0.2)	35,575	8.1 (0.1)	35,391	8.0 (0.1)	34,152	8.6 (0.2)
학년												
중1	6,323	8.2 (0.5)	6,394	8.7 (0.3)	6,235	7.8 (0.4)	6,263	8.9 (0.4)	5,949	8.3 (0.4)	5,432	9.7 (0.4)
중2	6,407	8.4 (0.4)	6,219	7.9 (0.4)	6,248	8.8 (0.4)	6,078	8.1 (0.4)	6,141	8.0 (0.4)	5,880	8.7 (0.4)
중3	6,600	8.3 (0.4)	6,394	7.9 (0.4)	6,338	8.3 (0.4)	6,083	8.3 (0.4)	5,954	7.7 (0.3)	6,057	8.5 (0.4)
고1	6,050	7.4 (0.4)	6,204	7.6 (0.3)	6,446	6.9 (0.3)	5,910	7.9 (0.3)	5,893	8.0 (0.3)	5,612	8.7 (0.4)
고2	6,054	6.8 (0.4)	5,791	6.9 (0.4)	6,051	6.9 (0.3)	5,420	7.9 (0.4)	5,823	8.3 (0.3)	5,606	9.2 (0.4)
고3	5,656	7.3 (0.4)	5,753	6.7 (0.3)	5,911	7.4 (0.3)	5,821	7.7 (0.4)	5,631	7.9 (0.4)	5,565	7.3 (0.4)
학교급												
중학교	19,330	8.3 (0.3)	19,007	8.2 (0.2)	18,821	8.3 (0.2)	18,424	8.5 (0.2)	18,044	8.0 (0.2)	17,369	8.9 (0.2)
고등학교	17,760	7.1 (0.2)	17,748	7.1 (0.2)	18,408	7.1 (0.2)	17,151	7.8 (0.2)	17,347	8.1 (0.2)	16,783	8.4 (0.2)
남학생												
전체	33,719	6.2 (0.2)	36,719	6.8 (0.2)	35,000	7.3 (0.2)	34,779	7.9 (0.2)	34,568	7.9 (0.2)	31,916	8.4 (0.2)
학년												
중1	5,782	7.2 (0.4)	6,037	7.2 (0.3)	5,841	8.2 (0.4)	5,647	8.7 (0.4)	5,450	8.0 (0.4)	5,085	8.4 (0.4)
중2	5,684	5.5 (0.3)	6,310	6.3 (0.4)	5,832	6.9 (0.3)	5,700	8.3 (0.4)	5,791	8.2 (0.4)	5,264	7.6 (0.4)
중3	5,617	5.4 (0.4)	6,071	5.6 (0.3)	5,873	6.4 (0.3)	5,810	7.4 (0.4)	5,895	7.2 (0.3)	5,656	7.4 (0.4)
고1	5,597	5.7 (0.3)	6,030	6.6 (0.4)	5,704	6.8 (0.3)	5,765	7.2 (0.4)	5,614	7.1 (0.4)	5,186	8.3 (0.3)
고2	5,666	6.4 (0.4)	6,369	6.7 (0.3)	5,933	7.0 (0.4)	6,088	7.0 (0.3)	5,963	7.9 (0.3)	5,166	8.5 (0.4)
고3	5,373	7.1 (0.4)	5,902	8.3 (0.5)	5,817	8.4 (0.4)	5,769	8.6 (0.4)	5,855	8.9 (0.4)	5,559	9.9 (0.4)
학교급												
중학교	17,083	6.0 (0.2)	18,418	6.4 (0.2)	17,546	7.1 (0.2)	17,157	8.1 (0.2)	17,136	7.8 (0.2)	16,005	7.7 (0.2)
고등학교	16,636	6.4 (0.2)	18,301	7.2 (0.2)	17,454	7.4 (0.2)	17,622	7.6 (0.2)	17,432	8.0 (0.2)	15,911	8.9 (0.2)

* 2017년 소아청소년 성장도표 연령별 체질량지수 기준 85백분위수 이상에서 95백분위수 미만인 사람의 분율, 체질량지수(BMI)=체중(kg)/신장(m)]²
 * 기준('10~'17년)에는 2007년 소아청소년 성장도표 기준으로 산출하였으나, 2017년 소아성장도표 제정에 따라 연도비교를 위해 '10~'17년 결과 재산출

(계속: 과제중률)

(단위: %)

구분	'16		'17		'18		'19		'20		'21	
	분석대상자수	분율(표준오차)	분석대상자수	분율(표준오차)	분석대상자수	분율(표준오차)	분석대상자수	분율(표준오차)	분석대상자수	분율(표준오차)	분석대상자수	분율(표준오차)
전체												
전체	63,741	8.8 (0.1)	60,392	9.1 (0.1)	58,336	9.3 (0.1)	55,748	9.6 (0.1)	53,534	10.2 (0.1)	53,445	9.9 (0.1)
학년												
중1	10,266	8.4 (0.3)	9,989	9.1 (0.3)	9,631	9.7 (0.3)	9,528	9.6 (0.3)	9,800	11.2 (0.3)	9,802	11.2 (0.3)
중2	10,249	9.0 (0.3)	10,070	8.9 (0.3)	9,825	8.8 (0.3)	9,426	9.2 (0.3)	9,331	10.0 (0.3)	10,009	10.1 (0.3)
중3	10,901	8.5 (0.3)	10,003	8.5 (0.3)	10,012	8.7 (0.3)	9,721	8.4 (0.3)	9,161	9.8 (0.3)	9,508	9.4 (0.3)
고1	11,043	8.2 (0.3)	9,876	8.3 (0.3)	9,002	9.4 (0.3)	9,022	9.8 (0.3)	8,687	9.2 (0.3)	8,266	8.6 (0.3)
고2	10,761	8.8 (0.3)	10,436	9.4 (0.3)	9,725	9.2 (0.3)	8,774	9.5 (0.3)	8,669	10.3 (0.3)	8,398	9.4 (0.3)
고3	10,521	9.7 (0.3)	10,018	10.1 (0.3)	10,141	9.8 (0.3)	9,277	11.1 (0.3)	7,886	10.6 (0.4)	7,462	10.6 (0.4)
학교급												
중학교	31,416	8.6 (0.2)	30,062	8.8 (0.2)	29,468	9.0 (0.2)	28,675	9.1 (0.2)	28,292	10.3 (0.2)	29,319	10.2 (0.2)
고등학교	32,325	8.9 (0.2)	30,330	9.3 (0.2)	28,868	9.5 (0.2)	27,073	10.2 (0.2)	25,242	10.0 (0.2)	24,126	9.6 (0.2)
남학생												
전체	32,904	8.9 (0.2)	30,662	9.5 (0.2)	29,613	9.8 (0.2)	29,059	10.5 (0.2)	27,687	11.5 (0.2)	27,773	11.5 (0.2)
학년												
중1	5,407	8.8 (0.4)	5,094	9.4 (0.4)	4,860	10.2 (0.4)	5,024	9.9 (0.4)	5,014	13.4 (0.5)	5,055	13.2 (0.5)
중2	5,328	9.3 (0.4)	5,117	9.9 (0.5)	5,006	9.5 (0.4)	4,928	10.7 (0.5)	4,719	11.6 (0.5)	5,231	12.5 (0.5)
중3	5,618	8.7 (0.4)	5,034	9.2 (0.4)	5,106	9.6 (0.4)	5,099	10.1 (0.4)	4,803	11.8 (0.5)	4,993	11.5 (0.5)
고1	5,703	8.5 (0.4)	4,926	8.9 (0.4)	4,667	9.9 (0.4)	4,665	10.9 (0.5)	4,507	10.5 (0.4)	4,370	9.5 (0.4)
고2	5,580	8.9 (0.4)	5,412	9.8 (0.4)	4,953	9.9 (0.4)	4,516	10.4 (0.4)	4,513	11.2 (0.5)	4,367	11.4 (0.5)
고3	5,268	9.1 (0.4)	5,079	9.8 (0.4)	5,021	9.7 (0.4)	4,827	11.0 (0.5)	4,131	10.7 (0.5)	3,757	10.8 (0.5)
학교급												
중학교	16,353	8.9 (0.2)	15,245	9.5 (0.3)	14,972	9.8 (0.2)	15,051	10.2 (0.3)	14,536	12.3 (0.3)	15,279	12.4 (0.3)
고등학교	16,551	8.8 (0.2)	15,417	9.5 (0.2)	14,641	9.8 (0.2)	14,008	10.8 (0.3)	13,151	10.8 (0.3)	12,494	10.6 (0.3)
여학생												
전체	30,837	8.7 (0.2)	29,730	8.6 (0.2)	28,723	8.7 (0.2)	26,689	8.7 (0.2)	25,847	8.7 (0.2)	25,672	8.2 (0.2)
학년												
중1	4,859	8.0 (0.4)	4,895	8.7 (0.5)	4,771	9.1 (0.4)	4,504	9.3 (0.4)	4,786	8.8 (0.4)	4,747	9.0 (0.4)
중2	4,921	8.5 (0.4)	4,953	7.8 (0.4)	4,819	8.0 (0.4)	4,498	7.6 (0.4)	4,612	8.2 (0.4)	4,778	7.6 (0.4)
중3	5,283	8.3 (0.4)	4,969	7.7 (0.4)	4,906	7.6 (0.4)	4,622	6.7 (0.4)	4,358	7.5 (0.4)	4,515	7.2 (0.4)
고1	5,340	7.9 (0.4)	4,950	7.7 (0.3)	4,335	8.8 (0.4)	4,357	8.6 (0.4)	4,180	7.7 (0.4)	3,896	7.5 (0.4)
고2	5,181	8.7 (0.5)	5,024	9.0 (0.4)	4,772	8.5 (0.4)	4,258	8.4 (0.4)	4,156	9.4 (0.5)	4,031	7.3 (0.4)
고3	5,253	10.4 (0.4)	4,939	10.5 (0.4)	5,120	10.0 (0.4)	4,450	11.3 (0.4)	3,755	10.4 (0.5)	3,705	10.4 (0.6)
학교급												
중학교	15,063	8.3 (0.3)	14,817	8.1 (0.2)	14,496	8.2 (0.2)	13,624	7.9 (0.2)	13,756	8.2 (0.3)	14,040	7.9 (0.3)
고등학교	15,774	9.0 (0.2)	14,913	9.1 (0.2)	14,227	9.2 (0.3)	13,065	9.5 (0.2)	12,091	9.2 (0.3)	11,632	8.4 (0.3)

결과표48. 월간 체중감소 시도율

(단위: %)

구분	'10		'11		'12		'13		'14		'15	
	분석대상자수	분율(표준오차)	분석대상자수	분율(표준오차)	분석대상자수	분율(표준오차)	분석대상자수	분율(표준오차)	분석대상자수	분율(표준오차)	분석대상자수	분율(표준오차)
전체												
전체	73,238	33.3 (0.4)	75,643	34.1 (0.3)	74,186	32.4 (0.4)	72,435	33.2 (0.3)	72,060	33.6 (0.3)	68,043	32.0 (0.3)
학년												
중1	12,468	32.7 (0.5)	12,728	33.8 (0.5)	12,362	30.8 (0.5)	12,199	30.5 (0.5)	11,661	31.8 (0.6)	10,786	31.7 (0.5)
중2	12,499	35.4 (0.6)	12,903	35.1 (0.5)	12,384	31.5 (0.6)	12,113	34.5 (0.6)	12,275	33.8 (0.6)	11,442	32.5 (0.5)
중3	12,603	36.0 (0.7)	12,843	36.5 (0.6)	12,551	33.9 (0.7)	12,218	34.6 (0.6)	12,220	34.8 (0.6)	12,071	33.5 (0.5)
고1	12,021	34.0 (0.8)	12,569	35.9 (0.7)	12,451	32.8 (0.7)	12,028	32.5 (0.7)	11,824	33.2 (0.7)	11,122	31.0 (0.6)
고2	12,124	34.6 (0.8)	12,508	36.3 (0.7)	12,315	34.9 (0.8)	11,865	35.3 (0.7)	12,152	35.5 (0.7)	11,113	34.1 (0.7)
고3	11,523	27.1 (0.6)	12,092	26.9 (0.6)	12,123	30.5 (0.7)	12,012	31.7 (0.6)	11,928	32.4 (0.6)	11,509	29.3 (0.6)
학교급												
중학교	37,570	34.7 (0.5)	38,474	35.1 (0.4)	37,297	32.1 (0.4)	36,530	33.2 (0.4)	36,156	33.5 (0.5)	34,299	32.6 (0.4)
고등학교	35,668	31.9 (0.5)	37,169	33.1 (0.5)	36,889	32.8 (0.6)	35,905	33.2 (0.5)	35,904	33.7 (0.5)	33,744	31.5 (0.5)
남학생												
전체	38,391	24.3 (0.3)	37,873	23.9 (0.2)	38,221	22.4 (0.2)	36,655	22.7 (0.2)	36,470	23.1 (0.2)	35,204	22.7 (0.3)
학년												
중1	6,519	25.7 (0.6)	6,548	25.9 (0.6)	6,364	23.5 (0.5)	6,411	22.8 (0.6)	6,078	22.8 (0.6)	5,576	23.2 (0.6)
중2	6,620	25.8 (0.7)	6,413	23.9 (0.6)	6,394	21.5 (0.5)	6,261	23.9 (0.6)	6,331	21.6 (0.5)	6,038	21.9 (0.6)
중3	6,817	24.5 (0.6)	6,589	24.8 (0.5)	6,525	21.2 (0.6)	6,249	22.2 (0.6)	6,154	21.5 (0.5)	6,244	22.3 (0.6)
고1	6,229	23.3 (0.6)	6,386	23.4 (0.5)	6,606	22.1 (0.5)	6,098	20.8 (0.5)	6,048	22.3 (0.5)	5,785	21.6 (0.6)
고2	6,273	24.2 (0.7)	5,954	24.8 (0.6)	6,221	22.7 (0.6)	5,595	23.2 (0.5)	6,009	24.8 (0.6)	5,777	24.2 (0.6)
고3	5,933	22.2 (0.7)	5,983	20.3 (0.6)	6,111	23.4 (0.7)	6,041	23.4 (0.6)	5,850	25.2 (0.6)	5,784	22.8 (0.6)
학교급												
중학교	19,956	25.3 (0.4)	19,550	24.9 (0.3)	19,283	22.1 (0.3)	18,921	22.9 (0.3)	18,563	21.9 (0.3)	17,858	22.4 (0.4)
고등학교	18,435	23.2 (0.4)	18,323	22.9 (0.3)	18,938	22.7 (0.4)	17,734	22.5 (0.3)	17,907	24.1 (0.3)	17,346	22.9 (0.4)
여학생												
전체	34,847	43.4 (0.4)	37,770	45.5 (0.3)	35,965	43.5 (0.3)	35,780	44.7 (0.3)	35,590	45.1 (0.3)	32,839	42.2 (0.3)
학년												
중1	5,949	40.2 (0.7)	6,180	42.4 (0.7)	5,998	38.8 (0.7)	5,788	39.0 (0.7)	5,583	41.6 (0.7)	5,210	41.1 (0.8)
중2	5,879	46.1 (0.9)	6,490	47.1 (0.6)	5,990	42.4 (0.6)	5,852	46.1 (0.7)	5,944	47.2 (0.7)	5,404	44.0 (0.7)
중3	5,786	48.8 (0.8)	6,254	49.4 (0.7)	6,026	47.6 (0.7)	5,969	48.3 (0.7)	6,066	49.4 (0.6)	5,827	45.8 (0.6)
고1	5,792	46.4 (0.7)	6,183	49.9 (0.7)	5,845	44.8 (0.8)	5,930	45.1 (0.7)	5,776	45.2 (0.7)	5,337	41.3 (0.7)
고2	5,851	46.5 (0.7)	6,554	49.4 (0.6)	6,094	48.5 (0.7)	6,270	48.7 (0.6)	6,143	46.9 (0.7)	5,336	44.9 (0.8)
고3	5,590	32.5 (0.9)	6,109	34.4 (0.9)	6,012	38.6 (0.9)	5,971	41.0 (0.8)	6,078	40.2 (0.8)	5,725	36.2 (0.8)
학교급												
중학교	17,614	45.1 (0.5)	18,924	46.3 (0.4)	18,014	43.1 (0.4)	17,609	44.5 (0.5)	17,593	46.2 (0.4)	16,441	43.8 (0.4)
고등학교	17,233	41.8 (0.5)	18,846	44.7 (0.5)	17,951	44.0 (0.5)	18,171	44.9 (0.4)	17,997	44.1 (0.5)	16,398	40.8 (0.5)

* 최근 30일 동안 체중 감소를 위해 노력한 적이 있는 사람의 분율

(계속: 월간 체중감소 시도율)

(단위: %)

구분	'16		'17		'18		'19		'20		'21	
	분석대상자수	분율(표준오차)	분석대상자수	분율(표준오차)	분석대상자수	분율(표준오차)	분석대상자수	분율(표준오차)	분석대상자수	분율(표준오차)	분석대상자수	분율(표준오차)
전체												
전체	65,528	31.2 (0.3)	62,276	32.9 (0.3)	60,040	33.6 (0.3)	57,303	33.1 (0.3)	54,948	34.6 (0.3)	54,848	33.6 (0.3)
학년												
중1	10,483	30.9 (0.5)	10,189	32.0 (0.5)	9,847	34.2 (0.6)	9,738	32.2 (0.5)	10,005	36.5 (0.6)	10,016	34.3 (0.6)
중2	10,517	32.1 (0.6)	10,377	34.5 (0.6)	10,092	33.6 (0.5)	9,665	33.6 (0.6)	9,564	35.9 (0.5)	10,235	34.2 (0.6)
중3	11,219	33.3 (0.6)	10,319	34.3 (0.6)	10,290	35.0 (0.6)	9,981	34.3 (0.6)	9,392	36.1 (0.5)	9,764	34.8 (0.6)
고1	11,355	30.2 (0.6)	10,165	32.9 (0.7)	9,260	34.5 (0.6)	9,273	33.4 (0.6)	8,907	33.2 (0.5)	8,461	34.2 (0.6)
고2	11,070	32.3 (0.6)	10,800	33.8 (0.6)	10,039	33.9 (0.7)	9,044	35.4 (0.6)	8,907	34.9 (0.6)	8,647	36.0 (0.6)
고3	10,884	28.9 (0.6)	10,426	29.9 (0.6)	10,512	30.9 (0.6)	9,602	30.0 (0.6)	8,173	31.0 (0.7)	7,725	27.9 (0.6)
학교급												
중학교	32,219	32.2 (0.4)	30,885	33.6 (0.4)	30,229	34.3 (0.4)	29,384	33.4 (0.4)	28,961	36.1 (0.3)	30,015	34.4 (0.4)
고등학교	33,309	30.5 (0.4)	31,391	32.2 (0.4)	29,811	32.9 (0.4)	27,919	32.8 (0.4)	25,987	33.0 (0.4)	24,833	32.7 (0.4)
남학생												
전체	33,803	23.0 (0.3)	31,624	24.0 (0.3)	30,463	24.9 (0.3)	29,841	25.2 (0.3)	28,353	27.4 (0.3)	28,401	27.2 (0.3)
학년												
중1	5,516	24.4 (0.6)	5,178	23.7 (0.6)	4,960	26.4 (0.7)	5,126	24.7 (0.6)	5,098	29.4 (0.7)	5,156	28.6 (0.6)
중2	5,466	21.8 (0.6)	5,272	24.5 (0.6)	5,137	23.9 (0.6)	5,039	25.1 (0.7)	4,823	27.1 (0.7)	5,326	27.4 (0.7)
중3	5,760	23.3 (0.6)	5,202	22.8 (0.6)	5,231	24.0 (0.7)	5,236	24.2 (0.7)	4,909	27.1 (0.7)	5,104	26.5 (0.6)
고1	5,861	22.7 (0.5)	5,069	23.4 (0.6)	4,805	25.1 (0.5)	4,782	24.9 (0.6)	4,602	27.1 (0.7)	4,456	26.8 (0.6)
고2	5,744	23.7 (0.6)	5,610	25.4 (0.6)	5,110	24.8 (0.7)	4,662	27.8 (0.7)	4,631	27.7 (0.7)	4,478	29.9 (0.7)
고3	5,456	22.3 (0.7)	5,293	23.7 (0.6)	5,220	25.1 (0.6)	4,996	24.6 (0.6)	4,290	25.8 (0.8)	3,881	23.9 (0.7)
학교급												
중학교	16,742	23.2 (0.4)	15,652	23.7 (0.4)	15,328	24.7 (0.4)	15,401	24.7 (0.4)	14,830	27.9 (0.4)	15,586	27.5 (0.4)
고등학교	17,061	22.9 (0.3)	15,972	24.2 (0.4)	15,135	25.0 (0.4)	14,440	25.7 (0.4)	13,523	26.9 (0.4)	12,815	26.9 (0.4)
여학생												
전체	31,725	40.2 (0.3)	30,652	42.5 (0.4)	29,577	43.0 (0.3)	27,462	41.6 (0.4)	26,595	42.3 (0.3)	26,447	40.4 (0.3)
학년												
중1	4,967	38.0 (0.7)	5,011	40.8 (0.8)	4,887	42.7 (0.7)	4,612	40.2 (0.7)	4,907	43.9 (0.7)	4,860	40.4 (0.8)
중2	5,051	43.3 (0.7)	5,105	45.4 (0.7)	4,955	44.1 (0.7)	4,626	42.8 (0.9)	4,741	45.2 (0.8)	4,909	41.3 (0.7)
중3	5,459	44.3 (0.7)	5,117	46.8 (0.7)	5,059	47.0 (0.8)	4,745	45.3 (0.8)	4,483	45.7 (0.8)	4,660	43.8 (0.8)
고1	5,494	38.4 (0.7)	5,096	43.2 (0.8)	4,455	44.7 (0.8)	4,491	42.6 (0.8)	4,305	39.7 (0.7)	4,005	42.2 (0.8)
고2	5,326	41.7 (0.7)	5,190	43.1 (0.8)	4,929	43.7 (0.7)	4,382	43.8 (0.8)	4,276	42.7 (0.8)	4,169	42.7 (0.8)
고3	5,428	36.1 (0.8)	5,133	36.7 (0.8)	5,292	37.2 (0.8)	4,606	35.8 (0.9)	3,883	36.7 (0.9)	3,844	32.1 (0.8)
학교급												
중학교	15,477	42.0 (0.4)	15,233	44.4 (0.4)	14,901	44.7 (0.5)	13,983	42.8 (0.5)	14,131	44.9 (0.4)	14,429	41.8 (0.5)
고등학교	16,248	38.7 (0.4)	15,419	41.0 (0.5)	14,676	41.6 (0.5)	13,479	40.6 (0.6)	12,464	39.7 (0.5)	12,018	38.9 (0.5)

결과표49. 월간 체중증가 시도율

(단위: %)

구분	'10		'11		'12		'13		'14		'15	
	분석대상자수	분율(표준오차)	분석대상자수	분율(표준오차)	분석대상자수	분율(표준오차)	분석대상자수	분율(표준오차)	분석대상자수	분율(표준오차)	분석대상자수	분율(표준오차)
전체												
전체	73,238	6.6 (0.2)	75,643	7.0 (0.2)	74,186	5.9 (0.1)	72,435	5.7 (0.1)	72,060	5.8 (0.1)	68,043	6.6 (0.2)
학년												
중1	12,468	6.1 (0.3)	12,728	6.5 (0.2)	12,362	5.9 (0.2)	12,199	4.8 (0.2)	11,661	5.4 (0.2)	10,786	6.3 (0.3)
중2	12,499	6.4 (0.3)	12,903	6.9 (0.3)	12,384	5.4 (0.2)	12,113	5.9 (0.3)	12,275	5.6 (0.2)	11,442	6.5 (0.3)
중3	12,603	7.0 (0.3)	12,843	7.4 (0.3)	12,551	5.6 (0.3)	12,218	5.9 (0.3)	12,220	5.4 (0.2)	12,071	6.7 (0.3)
고1	12,021	6.7 (0.4)	12,569	7.9 (0.4)	12,451	5.9 (0.3)	12,028	5.5 (0.3)	11,824	6.4 (0.3)	11,122	6.5 (0.3)
고2	12,124	7.3 (0.4)	12,508	7.3 (0.4)	12,315	6.6 (0.3)	11,865	6.4 (0.3)	12,152	5.9 (0.3)	11,113	7.0 (0.4)
고3	11,523	6.1 (0.4)	12,092	6.0 (0.3)	12,123	5.7 (0.3)	12,012	5.5 (0.3)	11,928	6.3 (0.3)	11,509	6.6 (0.4)
학교급												
중학교	37,570	6.5 (0.2)	38,474	7.0 (0.2)	37,297	5.6 (0.2)	36,530	5.6 (0.2)	36,156	5.5 (0.2)	34,299	6.5 (0.2)
고등학교	35,668	6.7 (0.3)	37,169	7.1 (0.3)	36,889	6.1 (0.2)	35,905	5.8 (0.2)	35,904	6.2 (0.2)	33,744	6.7 (0.3)
남학생												
전체	38,391	11.0 (0.2)	37,873	11.7 (0.2)	38,221	9.7 (0.2)	36,655	9.5 (0.2)	36,470	9.7 (0.2)	35,204	11.2 (0.2)
학년												
중1	6,519	9.5 (0.4)	6,548	10.0 (0.4)	6,364	8.6 (0.3)	6,411	7.5 (0.3)	6,078	8.0 (0.3)	5,576	9.4 (0.4)
중2	6,620	10.3 (0.5)	6,413	11.4 (0.4)	6,394	8.9 (0.3)	6,261	9.4 (0.4)	6,331	8.5 (0.3)	6,038	10.5 (0.4)
중3	6,817	11.4 (0.5)	6,589	12.3 (0.5)	6,525	9.2 (0.4)	6,249	9.9 (0.4)	6,154	9.2 (0.4)	6,244	11.1 (0.4)
고1	6,229	11.4 (0.5)	6,386	13.6 (0.5)	6,606	10.1 (0.4)	6,098	9.7 (0.4)	6,048	11.0 (0.4)	5,785	11.3 (0.4)
고2	6,273	12.3 (0.6)	5,954	12.7 (0.5)	6,221	11.4 (0.4)	5,595	11.1 (0.5)	6,009	10.5 (0.4)	5,777	12.4 (0.5)
고3	5,933	10.7 (0.5)	5,983	10.2 (0.4)	6,111	9.7 (0.4)	6,041	9.5 (0.5)	5,850	11.0 (0.4)	5,784	11.9 (0.5)
학교급												
중학교	19,956	10.4 (0.3)	19,550	11.3 (0.3)	19,283	8.9 (0.2)	18,921	9.0 (0.2)	18,563	8.6 (0.2)	17,858	10.4 (0.2)
고등학교	18,435	11.5 (0.3)	18,323	12.2 (0.3)	18,938	10.4 (0.3)	17,734	10.1 (0.3)	17,907	10.8 (0.2)	17,346	11.8 (0.3)
여학생												
전체	34,847	1.7 (0.1)	37,770	1.7 (0.1)	35,965	1.6 (0.1)	35,780	1.5 (0.1)	35,590	1.6 (0.1)	32,839	1.7 (0.1)
학년												
중1	5,949	2.4 (0.2)	6,180	2.6 (0.2)	5,998	3.0 (0.2)	5,788	1.9 (0.2)	5,583	2.6 (0.2)	5,210	3.0 (0.2)
중2	5,879	2.2 (0.2)	6,490	2.0 (0.2)	5,990	1.6 (0.2)	5,852	2.1 (0.2)	5,944	2.4 (0.2)	5,404	2.2 (0.2)
중3	5,786	2.0 (0.3)	6,254	2.1 (0.2)	6,026	1.7 (0.2)	5,969	1.5 (0.1)	6,066	1.3 (0.1)	5,827	1.8 (0.2)
고1	5,792	1.2 (0.2)	6,183	1.5 (0.2)	5,845	1.3 (0.2)	5,930	1.0 (0.1)	5,776	1.4 (0.1)	5,337	1.2 (0.2)
고2	5,851	1.5 (0.2)	6,554	1.0 (0.1)	6,094	1.1 (0.1)	6,270	1.2 (0.1)	6,143	0.9 (0.1)	5,336	1.2 (0.1)
고3	5,590	0.9 (0.1)	6,109	1.2 (0.1)	6,012	1.1 (0.1)	5,971	1.2 (0.2)	6,078	1.1 (0.1)	5,725	1.0 (0.1)
학교급												
중학교	17,614	2.2 (0.1)	18,924	2.2 (0.1)	18,014	2.1 (0.1)	17,609	1.8 (0.1)	17,593	2.0 (0.1)	16,441	2.3 (0.1)
고등학교	17,233	1.2 (0.1)	18,846	1.2 (0.1)	17,951	1.2 (0.1)	18,171	1.1 (0.1)	17,997	1.1 (0.1)	16,398	1.1 (0.1)

* 최근 30일 동안 체중 증가를 위해 노력한 적이 있는 사람의 분율

(계속: 월간 체중증가 시도율)

(단위: %)

구분	'16		'17		'18		'19		'20		'21	
	분석대상자수	분율(표준오차)	분석대상자수	분율(표준오차)	분석대상자수	분율(표준오차)	분석대상자수	분율(표준오차)	분석대상자수	분율(표준오차)	분석대상자수	분율(표준오차)
전체												
전체	65,528	6.5 (0.2)	62,276	7.3 (0.2)	60,040	7.1 (0.2)	57,303	7.4 (0.2)	54,948	7.7 (0.2)	54,848	7.2 (0.2)
학년												
중1	10,483	6.0 (0.3)	10,189	7.7 (0.3)	9,847	6.9 (0.3)	9,738	6.9 (0.3)	10,005	6.6 (0.3)	10,016	6.2 (0.3)
중2	10,517	6.3 (0.3)	10,377	7.0 (0.3)	10,092	6.8 (0.3)	9,665	7.2 (0.3)	9,564	7.2 (0.3)	10,235	7.1 (0.3)
중3	11,219	6.5 (0.3)	10,319	7.3 (0.3)	10,290	6.9 (0.3)	9,981	7.9 (0.3)	9,392	8.2 (0.3)	9,764	8.2 (0.3)
고1	11,355	6.6 (0.3)	10,165	7.4 (0.4)	9,260	7.1 (0.3)	9,273	7.9 (0.4)	8,907	8.1 (0.4)	8,461	8.1 (0.4)
고2	11,070	7.1 (0.3)	10,800	7.6 (0.3)	10,039	7.8 (0.3)	9,044	7.8 (0.4)	8,907	8.2 (0.4)	8,647	7.3 (0.3)
고3	10,884	6.3 (0.3)	10,426	6.9 (0.3)	10,512	6.9 (0.3)	9,602	6.8 (0.3)	8,173	7.6 (0.4)	7,725	6.2 (0.3)
학교급												
중학교	32,219	6.3 (0.2)	30,885	7.3 (0.2)	30,229	6.9 (0.2)	29,384	7.4 (0.2)	28,961	7.3 (0.2)	30,015	7.2 (0.2)
고등학교	33,309	6.7 (0.3)	31,391	7.3 (0.3)	29,811	7.2 (0.2)	27,919	7.5 (0.3)	25,987	8.0 (0.3)	24,833	7.2 (0.2)
남학생												
전체	33,803	10.8 (0.2)	31,624	12.0 (0.2)	30,463	11.7 (0.2)	29,841	12.3 (0.2)	28,353	12.5 (0.2)	28,401	11.7 (0.2)
학년												
중1	5,516	8.6 (0.4)	5,178	11.5 (0.5)	4,960	10.2 (0.4)	5,126	10.2 (0.4)	5,098	9.6 (0.4)	5,156	9.4 (0.4)
중2	5,466	9.7 (0.4)	5,272	10.8 (0.5)	5,137	10.5 (0.4)	5,039	11.5 (0.4)	4,823	11.4 (0.4)	5,326	11.1 (0.4)
중3	5,760	10.8 (0.4)	5,202	12.2 (0.5)	5,231	11.2 (0.5)	5,236	13.3 (0.5)	4,909	13.8 (0.5)	5,104	13.9 (0.5)
고1	5,861	11.5 (0.5)	5,069	12.5 (0.5)	4,805	12.3 (0.4)	4,782	13.8 (0.5)	4,602	13.5 (0.5)	4,456	13.8 (0.5)
고2	5,744	12.4 (0.5)	5,610	13.1 (0.4)	5,110	13.3 (0.4)	4,662	13.5 (0.5)	4,631	13.9 (0.5)	4,478	12.1 (0.5)
고3	5,456	11.2 (0.5)	5,293	11.6 (0.5)	5,220	12.1 (0.5)	4,996	11.6 (0.4)	4,290	12.8 (0.5)	3,881	10.1 (0.5)
학교급												
중학교	16,742	9.8 (0.2)	15,652	11.5 (0.3)	15,328	10.7 (0.2)	15,401	11.7 (0.3)	14,830	11.5 (0.2)	15,586	11.4 (0.3)
고등학교	17,061	11.7 (0.3)	15,972	12.4 (0.3)	15,135	12.6 (0.3)	14,440	12.9 (0.3)	13,523	13.4 (0.3)	12,815	12.0 (0.3)
여학생												
전체	31,725	1.8 (0.1)	30,652	2.2 (0.1)	29,577	2.0 (0.1)	27,462	2.1 (0.1)	26,595	2.5 (0.1)	26,447	2.3 (0.1)
학년												
중1	4,967	3.2 (0.3)	5,011	3.6 (0.3)	4,887	3.3 (0.3)	4,612	3.3 (0.2)	4,907	3.5 (0.2)	4,860	2.8 (0.2)
중2	5,051	2.6 (0.2)	5,105	2.8 (0.3)	4,955	2.9 (0.2)	4,626	2.6 (0.2)	4,741	2.8 (0.3)	4,909	2.8 (0.2)
중3	5,459	1.8 (0.2)	5,117	2.0 (0.2)	5,059	2.1 (0.2)	4,745	2.2 (0.2)	4,483	2.3 (0.2)	4,660	2.2 (0.2)
고1	5,494	1.3 (0.2)	5,096	1.9 (0.2)	4,455	1.4 (0.2)	4,491	1.5 (0.2)	4,305	2.3 (0.3)	4,005	2.0 (0.2)
고2	5,326	1.3 (0.2)	5,190	1.5 (0.2)	4,929	1.8 (0.2)	4,382	1.5 (0.2)	4,276	2.0 (0.2)	4,169	2.1 (0.2)
고3	5,428	1.0 (0.1)	5,133	1.8 (0.2)	5,292	1.1 (0.2)	4,606	1.5 (0.2)	3,883	1.9 (0.2)	3,844	1.9 (0.2)
학교급												
중학교	15,477	2.5 (0.1)	15,233	2.8 (0.1)	14,901	2.8 (0.1)	13,983	2.7 (0.1)	14,131	2.9 (0.1)	14,429	2.6 (0.1)
고등학교	16,248	1.2 (0.1)	15,419	1.7 (0.1)	14,676	1.4 (0.1)	13,479	1.5 (0.1)	12,464	2.1 (0.1)	12,018	2.0 (0.1)

결과표50. 월간 체중유지 시도율

(단위: %)

구분	'10		'11		'12		'13		'14		'15	
	분석대상자수	분율(표준오차)	분석대상자수	분율(표준오차)	분석대상자수	분율(표준오차)	분석대상자수	분율(표준오차)	분석대상자수	분율(표준오차)	분석대상자수	분율(표준오차)
전체												
전체	73,238	9.8 (0.1)	75,643	9.8 (0.1)	74,186	9.5 (0.1)	72,435	9.9 (0.1)	72,060	10.8 (0.1)	68,043	11.1 (0.1)
학년												
중1	12,468	13.4 (0.4)	12,728	12.6 (0.3)	12,362	12.2 (0.3)	12,199	12.3 (0.3)	11,661	14.4 (0.3)	10,786	14.3 (0.4)
중2	12,499	10.4 (0.3)	12,903	11.2 (0.3)	12,384	10.5 (0.3)	12,113	11.2 (0.3)	12,275	12.0 (0.3)	11,442	12.8 (0.3)
중3	12,603	9.7 (0.4)	12,843	9.2 (0.3)	12,551	9.5 (0.3)	12,218	10.4 (0.3)	12,220	11.0 (0.3)	12,071	11.2 (0.3)
고1	12,021	9.3 (0.3)	12,569	9.0 (0.3)	12,451	8.5 (0.3)	12,028	8.4 (0.2)	11,824	10.0 (0.3)	11,122	10.1 (0.3)
고2	12,124	8.8 (0.3)	12,508	8.9 (0.3)	12,315	8.4 (0.3)	11,865	8.8 (0.3)	12,152	8.9 (0.2)	11,113	9.7 (0.3)
고3	11,523	7.2 (0.3)	12,092	8.1 (0.3)	12,123	8.4 (0.3)	12,012	8.4 (0.3)	11,928	9.1 (0.3)	11,509	9.7 (0.3)
학교급												
중학교	37,570	11.1 (0.2)	38,474	11.0 (0.2)	37,297	10.7 (0.2)	36,530	11.3 (0.2)	36,156	12.4 (0.2)	34,299	12.6 (0.2)
고등학교	35,668	8.5 (0.2)	37,169	8.7 (0.2)	36,889	8.4 (0.2)	35,905	8.5 (0.1)	35,904	9.3 (0.2)	33,744	9.8 (0.2)
남학생												
전체	38,391	9.8 (0.2)	37,873	9.6 (0.2)	38,221	9.5 (0.2)	36,655	9.5 (0.2)	36,470	10.3 (0.2)	35,204	10.6 (0.2)
학년												
중1	6,519	14.2 (0.5)	6,548	12.1 (0.4)	6,364	12.3 (0.4)	6,411	12.4 (0.4)	6,078	13.8 (0.5)	5,576	13.5 (0.5)
중2	6,620	10.9 (0.4)	6,413	11.0 (0.4)	6,394	10.9 (0.4)	6,261	11.0 (0.4)	6,331	11.8 (0.4)	6,038	12.8 (0.4)
중3	6,817	9.9 (0.5)	6,589	9.2 (0.4)	6,525	9.8 (0.4)	6,249	9.8 (0.4)	6,154	10.6 (0.4)	6,244	10.7 (0.4)
고1	6,229	8.5 (0.4)	6,386	8.9 (0.4)	6,606	8.2 (0.3)	6,098	8.1 (0.4)	6,048	9.2 (0.4)	5,785	9.3 (0.4)
고2	6,273	8.6 (0.4)	5,954	8.5 (0.4)	6,221	8.5 (0.4)	5,595	8.6 (0.4)	6,009	8.4 (0.3)	5,777	9.2 (0.4)
고3	5,933	7.1 (0.4)	5,983	7.9 (0.4)	6,111	7.3 (0.3)	6,041	7.5 (0.3)	5,850	8.5 (0.3)	5,784	9.1 (0.4)
학교급												
중학교	19,956	11.6 (0.3)	19,550	10.7 (0.3)	19,283	11.0 (0.2)	18,921	11.1 (0.3)	18,563	12.0 (0.2)	17,858	12.2 (0.3)
고등학교	18,435	8.1 (0.2)	18,323	8.5 (0.2)	18,938	8.0 (0.2)	17,734	8.0 (0.2)	17,907	8.7 (0.2)	17,346	9.2 (0.2)
여학생												
전체	34,847	9.8 (0.2)	37,770	10.1 (0.2)	35,965	9.6 (0.2)	35,780	10.2 (0.2)	35,590	11.3 (0.2)	32,839	11.7 (0.2)
학년												
중1	5,949	12.6 (0.4)	6,180	13.2 (0.4)	5,998	12.1 (0.4)	5,788	12.2 (0.5)	5,583	14.9 (0.5)	5,210	15.1 (0.5)
중2	5,879	9.8 (0.5)	6,490	11.4 (0.4)	5,990	10.1 (0.4)	5,852	11.4 (0.5)	5,944	12.2 (0.4)	5,404	12.8 (0.5)
중3	5,786	9.5 (0.5)	6,254	9.3 (0.4)	6,026	9.2 (0.4)	5,969	10.9 (0.4)	6,066	11.4 (0.4)	5,827	11.8 (0.4)
고1	5,792	10.3 (0.4)	6,183	9.1 (0.4)	5,845	8.9 (0.4)	5,930	8.6 (0.3)	5,776	10.8 (0.4)	5,337	10.8 (0.4)
고2	5,851	9.0 (0.4)	6,554	9.2 (0.4)	6,094	8.3 (0.4)	6,270	9.0 (0.4)	6,143	9.5 (0.3)	5,336	10.2 (0.4)
고3	5,590	7.4 (0.4)	6,109	8.3 (0.4)	6,012	9.5 (0.4)	5,971	9.5 (0.4)	6,078	9.7 (0.4)	5,725	10.4 (0.4)
학교급												
중학교	17,614	10.6 (0.3)	18,924	11.3 (0.3)	18,014	10.4 (0.3)	17,609	11.5 (0.3)	17,593	12.8 (0.3)	16,441	13.1 (0.3)
고등학교	17,233	8.9 (0.2)	18,846	8.9 (0.2)	17,951	8.9 (0.2)	18,171	9.0 (0.2)	17,997	10.0 (0.2)	16,398	10.5 (0.2)

* 최근 30일 동안 체중 유지를 위해 노력한 적이 있는 사람의 분율

(계속: 월간 체중유지 시도율)

(단위: %)

구분	'16		'17		'18		'19		'20		'21	
	분석대상자수	분율(표준오차)	분석대상자수	분율(표준오차)	분석대상자수	분율(표준오차)	분석대상자수	분율(표준오차)	분석대상자수	분율(표준오차)	분석대상자수	분율(표준오차)
전체												
전체	65,528	12.0 (0.1)	62,276	11.9 (0.1)	60,040	12.1 (0.1)	57,303	11.9 (0.1)	54,948	12.0 (0.1)	54,848	12.4 (0.1)
학년												
중1	10,483	15.7 (0.4)	10,189	16.2 (0.3)	9,847	15.1 (0.4)	9,738	16.5 (0.4)	10,005	15.5 (0.4)	10,016	15.4 (0.4)
중2	10,517	13.6 (0.3)	10,377	13.3 (0.3)	10,092	14.1 (0.4)	9,665	12.7 (0.4)	9,564	12.8 (0.4)	10,235	13.9 (0.4)
중3	11,219	12.6 (0.4)	10,319	12.0 (0.3)	10,290	12.2 (0.3)	9,981	12.0 (0.3)	9,392	11.6 (0.3)	9,764	12.2 (0.4)
고1	11,355	11.2 (0.3)	10,165	10.8 (0.3)	9,260	10.6 (0.3)	9,273	10.5 (0.3)	8,907	10.5 (0.3)	8,461	10.4 (0.3)
고2	11,070	10.1 (0.3)	10,800	10.2 (0.3)	10,039	11.2 (0.3)	9,044	9.8 (0.3)	8,907	10.8 (0.3)	8,647	10.9 (0.3)
고3	10,884	9.8 (0.3)	10,426	10.1 (0.3)	10,512	10.2 (0.3)	9,602	10.6 (0.3)	8,173	10.3 (0.3)	7,725	11.1 (0.4)
학교급												
중학교	32,219	13.9 (0.2)	30,885	13.8 (0.2)	30,229	13.7 (0.2)	29,384	13.7 (0.2)	28,961	13.4 (0.2)	30,015	13.9 (0.2)
고등학교	33,309	10.4 (0.2)	31,391	10.3 (0.2)	29,811	10.6 (0.2)	27,919	10.3 (0.2)	25,987	10.5 (0.2)	24,833	10.8 (0.2)
남학생												
전체	33,803	11.1 (0.2)	31,624	11.3 (0.2)	30,463	11.6 (0.2)	29,841	11.5 (0.2)	28,353	11.7 (0.2)	28,401	11.9 (0.2)
학년												
중1	5,516	14.6 (0.5)	5,178	15.2 (0.5)	4,960	13.7 (0.6)	5,126	15.9 (0.5)	5,098	14.6 (0.5)	5,156	14.7 (0.5)
중2	5,466	12.7 (0.5)	5,272	12.9 (0.5)	5,137	13.3 (0.4)	5,039	11.6 (0.5)	4,823	12.2 (0.5)	5,326	13.2 (0.5)
중3	5,760	11.7 (0.4)	5,202	11.6 (0.4)	5,231	11.8 (0.5)	5,236	11.5 (0.4)	4,909	11.1 (0.5)	5,104	11.7 (0.5)
고1	5,861	10.1 (0.4)	5,069	10.1 (0.4)	4,805	10.7 (0.5)	4,782	10.4 (0.4)	4,602	9.9 (0.4)	4,456	9.7 (0.4)
고2	5,744	9.8 (0.4)	5,610	9.6 (0.4)	5,110	11.2 (0.5)	4,662	10.0 (0.4)	4,631	11.5 (0.5)	4,478	10.7 (0.5)
고3	5,456	9.0 (0.4)	5,293	9.3 (0.4)	5,220	9.7 (0.4)	4,996	10.3 (0.4)	4,290	10.6 (0.5)	3,881	11.2 (0.6)
학교급												
중학교	16,742	13.0 (0.3)	15,652	13.2 (0.3)	15,328	12.9 (0.3)	15,401	13.0 (0.3)	14,830	12.7 (0.3)	15,586	13.2 (0.3)
고등학교	17,061	9.6 (0.2)	15,972	9.7 (0.2)	15,135	10.5 (0.2)	14,440	10.2 (0.2)	13,523	10.7 (0.3)	12,815	10.6 (0.3)
여학생												
전체	31,725	12.9 (0.2)	30,652	12.6 (0.2)	29,577	12.5 (0.2)	27,462	12.3 (0.2)	26,595	12.2 (0.2)	26,447	12.8 (0.2)
학년												
중1	4,967	16.9 (0.6)	5,011	17.4 (0.5)	4,887	16.5 (0.5)	4,612	17.0 (0.6)	4,907	16.3 (0.6)	4,860	16.3 (0.6)
중2	5,051	14.6 (0.5)	5,105	13.7 (0.4)	4,955	14.9 (0.6)	4,626	13.9 (0.5)	4,741	13.4 (0.5)	4,909	14.6 (0.5)
중3	5,459	13.6 (0.5)	5,117	12.4 (0.5)	5,059	12.6 (0.5)	4,745	12.7 (0.5)	4,483	12.3 (0.5)	4,660	12.7 (0.5)
고1	5,494	12.4 (0.5)	5,096	11.6 (0.4)	4,455	10.5 (0.4)	4,491	10.5 (0.5)	4,305	11.1 (0.4)	4,005	11.1 (0.5)
고2	5,326	10.5 (0.4)	5,190	10.9 (0.4)	4,929	11.1 (0.5)	4,382	9.5 (0.4)	4,276	10.0 (0.5)	4,169	11.1 (0.4)
고3	5,428	10.8 (0.4)	5,133	10.8 (0.4)	5,292	10.6 (0.4)	4,606	10.9 (0.5)	3,883	9.9 (0.5)	3,844	11.0 (0.5)
학교급												
중학교	15,477	15.0 (0.3)	15,233	14.5 (0.3)	14,901	14.6 (0.3)	13,983	14.5 (0.3)	14,131	14.1 (0.3)	14,429	14.5 (0.3)
고등학교	16,248	11.2 (0.2)	15,419	11.1 (0.3)	14,676	10.7 (0.3)	13,479	10.3 (0.2)	12,464	10.4 (0.3)	12,018	11.1 (0.3)

결과표51. 신체이미지 왜곡 인지율

(단위: %)

구분	'10		'11		'12		'13		'14		'15	
	분석대상자수	분율(표준오차)	분석대상자수	분율(표준오차)	분석대상자수	분율(표준오차)	분석대상자수	분율(표준오차)	분석대상자수	분율(표준오차)	분석대상자수	분율(표준오차)
전체												
전체	61,924	29.4 (0.3)	63,902	28.8 (0.3)	62,212	28.5 (0.3)	59,887	28.7 (0.3)	59,510	28.3 (0.3)	55,333	27.2 (0.3)
학년												
중1	10,485	28.7 (0.5)	10,706	27.6 (0.5)	10,349	26.6 (0.5)	10,232	25.1 (0.5)	9,789	24.0 (0.4)	8,926	23.5 (0.4)
중2	10,614	29.6 (0.5)	10,998	27.8 (0.5)	10,389	27.6 (0.5)	10,004	27.3 (0.5)	10,180	26.3 (0.5)	9,411	24.8 (0.5)
중3	10,723	28.8 (0.6)	10,906	28.7 (0.5)	10,564	28.7 (0.5)	10,196	28.4 (0.5)	10,131	27.4 (0.5)	9,971	26.1 (0.5)
고1	10,212	29.0 (0.8)	10,660	28.8 (0.6)	10,499	28.2 (0.7)	9,913	30.4 (0.7)	9,796	29.6 (0.7)	9,009	28.9 (0.6)
고2	10,318	29.6 (0.6)	10,633	29.5 (0.5)	10,410	29.6 (0.6)	9,828	30.4 (0.6)	9,972	30.4 (0.6)	8,948	29.3 (0.6)
고3	9,572	30.8 (0.7)	9,999	30.4 (0.6)	10,001	30.0 (0.6)	9,714	30.7 (0.6)	9,642	31.5 (0.5)	9,068	30.0 (0.6)
학교급												
중학교	31,822	29.0 (0.3)	32,610	28.0 (0.3)	31,302	27.6 (0.3)	30,432	26.9 (0.3)	30,100	25.9 (0.3)	28,308	24.9 (0.3)
고등학교	30,102	29.8 (0.5)	31,292	29.6 (0.4)	30,910	29.2 (0.5)	29,455	30.5 (0.5)	29,410	30.5 (0.4)	27,025	29.4 (0.5)
남학생												
전체	31,596	22.9 (0.3)	31,422	22.1 (0.2)	31,578	21.7 (0.2)	29,806	21.6 (0.2)	29,540	21.3 (0.2)	28,170	20.1 (0.2)
학년												
중1	5,345	26.1 (0.6)	5,401	25.9 (0.7)	5,275	25.0 (0.6)	5,334	22.6 (0.6)	5,037	22.2 (0.6)	4,547	22.3 (0.6)
중2	5,433	24.7 (0.6)	5,345	22.8 (0.6)	5,254	21.9 (0.6)	5,116	22.5 (0.6)	5,185	21.6 (0.6)	4,874	19.5 (0.5)
중3	5,589	21.2 (0.6)	5,406	20.6 (0.6)	5,344	21.6 (0.6)	5,095	20.5 (0.6)	4,962	19.9 (0.5)	5,033	18.4 (0.6)
고1	5,148	20.0 (0.6)	5,315	19.9 (0.6)	5,459	19.0 (0.5)	4,908	20.1 (0.6)	4,857	19.2 (0.5)	4,627	19.5 (0.6)
고2	5,234	22.5 (0.6)	5,021	21.2 (0.5)	5,231	21.2 (0.6)	4,525	21.2 (0.6)	4,841	21.4 (0.6)	4,565	19.6 (0.6)
고3	4,847	23.1 (0.7)	4,934	22.5 (0.6)	5,015	21.8 (0.6)	4,828	22.5 (0.6)	4,658	23.4 (0.6)	4,524	21.8 (0.6)
학교급												
중학교	16,367	23.9 (0.4)	16,152	23.1 (0.3)	15,873	22.8 (0.3)	15,545	21.8 (0.3)	15,184	21.2 (0.3)	14,454	19.9 (0.3)
고등학교	15,229	21.8 (0.4)	15,270	21.2 (0.3)	15,705	20.7 (0.4)	14,261	21.3 (0.4)	14,356	21.3 (0.3)	13,716	20.3 (0.3)
여학생												
전체	30,328	36.3 (0.4)	32,480	36.0 (0.3)	30,634	35.6 (0.3)	30,081	36.3 (0.3)	29,970	35.6 (0.3)	27,163	34.7 (0.3)
학년												
중1	5,140	31.4 (0.8)	5,305	29.4 (0.7)	5,074	28.3 (0.6)	4,898	27.8 (0.7)	4,752	25.8 (0.7)	4,379	24.8 (0.6)
중2	5,181	34.7 (0.7)	5,653	32.9 (0.7)	5,135	33.4 (0.7)	4,888	32.4 (0.7)	4,995	31.2 (0.7)	4,537	30.3 (0.7)
중3	5,134	36.6 (0.8)	5,500	36.9 (0.6)	5,220	35.9 (0.7)	5,101	36.6 (0.7)	5,169	35.0 (0.7)	4,938	34.1 (0.7)
고1	5,064	38.7 (0.9)	5,345	38.4 (0.6)	5,040	38.0 (0.8)	5,005	41.0 (0.8)	4,939	40.3 (0.7)	4,382	38.8 (0.7)
고2	5,084	37.4 (0.9)	5,612	38.8 (0.6)	5,179	38.7 (0.7)	5,303	40.0 (0.7)	5,131	39.7 (0.7)	4,383	39.4 (0.8)
고3	4,725	39.1 (1.0)	5,065	39.4 (0.7)	4,986	39.2 (0.8)	4,886	39.4 (0.7)	4,984	40.2 (0.7)	4,544	38.7 (0.8)
학교급												
중학교	15,455	34.3 (0.4)	16,458	33.2 (0.4)	15,429	32.6 (0.4)	14,887	32.3 (0.4)	14,916	30.9 (0.4)	13,854	30.1 (0.4)
고등학교	14,873	38.4 (0.5)	16,022	38.8 (0.4)	15,205	38.6 (0.5)	15,194	40.2 (0.4)	15,054	40.1 (0.4)	13,309	39.0 (0.4)

* 2017년 소아청소년 성장도표 연령별 체질량지수 기준 85백분위수 미만인 자 중에서 자신의 체형을 살이 쪼면 편이라고 인지하는 사람의 분율. 체질량지수(BMI)=체중(kg)/신장(m)²

* 기준('10~'17년)에는 2007년 소아청소년 성장도표 기준으로 산출하였으나, 2017년 소아성장도표 제정에 따라 연도비교를 위해 '10~'17년 결과 재산출

(계속: 신체이미지 왜곡 인지율)

(단위: %)

구분	'16		'17		'18		'19		'20		'21	
	분석대상자수	분율(표준오차)	분석대상자수	분율(표준오차)	분석대상자수	분율(표준오차)	분석대상자수	분율(표준오차)	분석대상자수	분율(표준오차)	분석대상자수	분율(표준오차)
전체												
전체	52,196	26.6 (0.3)	48,755	25.8 (0.3)	46,551	24.2 (0.3)	44,061	23.8 (0.3)	41,324	23.9 (0.2)	40,745	22.2 (0.3)
학년												
중1	8,542	23.3 (0.5)	8,210	22.6 (0.5)	7,797	21.3 (0.5)	7,765	22.9 (0.5)	7,567	24.8 (0.6)	7,514	21.8 (0.5)
중2	8,486	23.9 (0.5)	8,308	24.4 (0.5)	8,067	23.2 (0.5)	7,657	22.5 (0.5)	7,352	24.2 (0.5)	7,725	22.4 (0.5)
중3	9,056	24.8 (0.5)	8,189	25.5 (0.5)	8,132	22.5 (0.5)	7,852	23.8 (0.6)	7,153	22.7 (0.5)	7,366	21.8 (0.5)
고1	9,074	27.0 (0.6)	7,968	26.4 (0.6)	7,130	24.9 (0.6)	7,083	23.6 (0.6)	6,760	23.6 (0.6)	6,322	21.3 (0.6)
고2	8,631	28.7 (0.6)	8,280	27.3 (0.6)	7,632	26.3 (0.6)	6,768	24.5 (0.6)	6,638	23.0 (0.6)	6,338	22.2 (0.6)
고3	8,407	30.6 (0.6)	7,800	28.1 (0.6)	7,793	26.1 (0.6)	6,936	25.2 (0.6)	5,854	25.1 (0.6)	5,480	23.5 (0.6)
학교급												
중학교	26,084	24.0 (0.3)	24,707	24.2 (0.3)	23,996	22.4 (0.3)	23,274	23.1 (0.3)	22,072	23.9 (0.3)	22,605	22.0 (0.3)
고등학교	26,112	28.8 (0.4)	24,048	27.3 (0.4)	22,555	25.8 (0.4)	20,787	24.4 (0.4)	19,252	23.9 (0.4)	18,140	22.3 (0.4)
남학생												
전체	26,235	20.1 (0.2)	23,937	19.4 (0.3)	22,705	17.9 (0.3)	21,992	17.7 (0.3)	20,013	19.0 (0.3)	19,625	17.2 (0.3)
학년												
중1	4,355	20.9 (0.6)	4,054	20.2 (0.7)	3,818	19.9 (0.6)	3,976	20.3 (0.6)	3,551	22.2 (0.7)	3,570	20.9 (0.7)
중2	4,313	19.5 (0.6)	4,042	20.1 (0.6)	3,909	18.6 (0.6)	3,805	18.2 (0.6)	3,411	19.7 (0.6)	3,678	19.0 (0.7)
중3	4,506	18.3 (0.6)	3,965	19.1 (0.6)	3,918	15.1 (0.6)	3,895	17.5 (0.7)	3,486	17.9 (0.8)	3,514	16.9 (0.7)
고1	4,580	18.8 (0.5)	3,835	17.8 (0.6)	3,570	16.2 (0.6)	3,445	15.6 (0.6)	3,264	16.7 (0.6)	3,134	13.8 (0.6)
고2	4,349	21.0 (0.6)	4,159	18.7 (0.6)	3,738	18.3 (0.7)	3,351	16.9 (0.6)	3,311	17.3 (0.7)	3,092	16.2 (0.7)
고3	4,132	22.0 (0.6)	3,882	20.6 (0.6)	3,752	19.3 (0.6)	3,520	17.7 (0.6)	2,990	19.9 (0.7)	2,637	16.3 (0.6)
학교급												
중학교	13,174	19.5 (0.3)	12,061	19.8 (0.4)	11,645	17.8 (0.3)	11,676	18.7 (0.4)	10,448	20.0 (0.4)	10,762	19.0 (0.4)
고등학교	13,061	20.6 (0.3)	11,876	19.0 (0.4)	11,060	18.0 (0.4)	10,316	16.8 (0.4)	9,565	17.9 (0.4)	8,863	15.5 (0.4)
여학생												
전체	25,961	33.3 (0.3)	24,818	32.4 (0.3)	23,846	30.4 (0.3)	22,069	29.8 (0.3)	21,311	28.6 (0.3)	21,120	26.7 (0.3)
학년												
중1	4,187	25.7 (0.6)	4,156	25.2 (0.7)	3,979	22.7 (0.7)	3,789	25.5 (0.7)	4,016	27.0 (0.8)	3,944	22.6 (0.8)
중2	4,173	28.5 (0.7)	4,266	28.7 (0.7)	4,158	27.6 (0.7)	3,852	26.7 (0.7)	3,941	28.3 (0.7)	4,047	25.3 (0.7)
중3	4,550	31.5 (0.7)	4,224	32.1 (0.8)	4,214	29.8 (0.8)	3,957	29.9 (0.8)	3,667	27.1 (0.8)	3,852	26.1 (0.7)
고1	4,494	35.6 (0.8)	4,133	35.1 (0.7)	3,560	33.7 (0.8)	3,638	31.3 (0.8)	3,496	30.0 (0.8)	3,188	28.4 (0.8)
고2	4,282	36.7 (0.8)	4,121	36.0 (0.7)	3,894	34.2 (0.7)	3,417	32.3 (0.8)	3,327	28.7 (0.8)	3,246	27.8 (0.7)
고3	4,275	39.6 (0.7)	3,918	35.9 (0.8)	4,041	33.2 (0.8)	3,416	32.9 (0.9)	2,864	30.7 (0.8)	2,843	30.6 (0.9)
학교급												
중학교	12,910	28.6 (0.4)	12,646	28.6 (0.5)	12,351	26.9 (0.4)	11,598	27.4 (0.4)	11,624	27.5 (0.4)	11,843	24.7 (0.4)
고등학교	13,051	37.3 (0.5)	12,172	35.7 (0.4)	11,495	33.7 (0.5)	10,471	32.1 (0.5)	9,687	29.8 (0.5)	9,277	28.9 (0.5)

결과표52. 스트레스 인지율

(단위: %)

구분	'10		'11		'12		'13		'14		'15	
	분석대상자수	분율(표준오차)	분석대상자수	분율(표준오차)	분석대상자수	분율(표준오차)	분석대상자수	분율(표준오차)	분석대상자수	분율(표준오차)	분석대상자수	분율(표준오차)
전체												
전체	73,238	43.8 (0.3)	75,643	42.0 (0.3)	74,186	41.9 (0.3)	72,435	41.4 (0.3)	72,060	37.0 (0.3)	68,043	35.4 (0.3)
학년												
중1	12,468	39.9 (0.6)	12,728	36.9 (0.5)	12,362	37.0 (0.6)	12,199	35.7 (0.5)	11,661	32.3 (0.6)	10,786	30.3 (0.5)
중2	12,499	40.7 (0.6)	12,903	39.2 (0.5)	12,384	38.8 (0.6)	12,113	40.3 (0.6)	12,275	32.7 (0.5)	11,442	32.5 (0.5)
중3	12,603	41.7 (0.6)	12,843	40.8 (0.6)	12,551	40.7 (0.5)	12,218	41.2 (0.6)	12,220	35.1 (0.5)	12,071	31.9 (0.5)
고1	12,021	42.8 (0.7)	12,569	41.1 (0.6)	12,451	43.7 (0.6)	12,028	40.3 (0.6)	11,824	36.5 (0.5)	11,122	36.0 (0.6)
고2	12,124	44.8 (0.7)	12,508	43.5 (0.6)	12,315	44.2 (0.6)	11,865	44.7 (0.6)	12,152	39.9 (0.5)	11,113	38.7 (0.6)
고3	11,523	53.2 (0.6)	12,092	50.5 (0.7)	12,123	46.3 (0.7)	12,012	46.1 (0.7)	11,928	44.5 (0.6)	11,509	41.4 (0.6)
학교급												
중학교	37,570	40.8 (0.4)	38,474	39.0 (0.3)	37,297	38.9 (0.4)	36,530	39.1 (0.4)	36,156	33.4 (0.4)	34,299	31.6 (0.3)
고등학교	35,668	46.9 (0.5)	37,169	45.0 (0.4)	36,889	44.7 (0.5)	35,905	43.7 (0.5)	35,904	40.3 (0.4)	33,744	38.7 (0.4)
남학생												
전체	38,391	37.7 (0.3)	37,873	35.8 (0.3)	38,221	34.8 (0.3)	36,655	34.3 (0.3)	36,470	30.8 (0.3)	35,204	29.6 (0.3)
학년												
중1	6,519	34.8 (0.7)	6,548	32.6 (0.6)	6,364	31.5 (0.7)	6,411	29.5 (0.6)	6,078	26.8 (0.6)	5,576	25.3 (0.6)
중2	6,620	35.8 (0.8)	6,413	33.9 (0.6)	6,394	32.2 (0.7)	6,261	33.6 (0.7)	6,331	26.7 (0.6)	6,038	27.3 (0.6)
중3	6,817	35.6 (0.8)	6,589	34.2 (0.6)	6,525	34.2 (0.7)	6,249	34.3 (0.8)	6,154	29.5 (0.7)	6,244	27.2 (0.6)
고1	6,229	36.4 (0.8)	6,386	33.9 (0.7)	6,606	36.1 (0.6)	6,098	32.6 (0.6)	6,048	30.4 (0.6)	5,785	29.0 (0.7)
고2	6,273	36.9 (0.7)	5,954	37.2 (0.7)	6,221	35.9 (0.6)	5,595	37.2 (0.8)	6,009	33.1 (0.6)	5,777	32.2 (0.7)
고3	5,933	47.0 (0.8)	5,983	42.7 (0.8)	6,111	38.6 (0.7)	6,041	38.1 (0.7)	5,850	37.5 (0.6)	5,784	35.2 (0.6)
학교급												
중학교	19,956	35.4 (0.5)	19,550	33.6 (0.4)	19,283	32.7 (0.4)	18,921	32.5 (0.4)	18,563	27.7 (0.4)	17,858	26.7 (0.4)
고등학교	18,435	40.0 (0.4)	18,323	37.9 (0.4)	18,938	36.8 (0.4)	17,734	36.0 (0.4)	17,907	33.7 (0.4)	17,346	32.2 (0.4)
여학생												
전체	34,847	50.7 (0.4)	37,770	49.0 (0.3)	35,965	49.6 (0.4)	35,780	49.3 (0.3)	35,590	43.7 (0.3)	32,839	41.7 (0.4)
학년												
중1	5,949	45.4 (0.7)	6,180	41.6 (0.7)	5,998	43.0 (0.7)	5,788	42.5 (0.7)	5,583	38.2 (0.8)	5,210	35.8 (0.7)
중2	5,879	46.1 (0.7)	6,490	45.0 (0.7)	5,990	46.1 (0.8)	5,852	47.5 (0.8)	5,944	39.4 (0.7)	5,404	38.2 (0.8)
중3	5,786	48.6 (0.8)	6,254	48.1 (0.7)	6,026	47.6 (0.8)	5,969	48.8 (0.8)	6,066	41.2 (0.7)	5,827	37.0 (0.8)
고1	5,792	50.2 (0.8)	6,183	49.1 (0.7)	5,845	52.2 (0.8)	5,930	48.6 (0.8)	5,776	43.2 (0.7)	5,337	43.6 (0.7)
고2	5,851	53.7 (0.8)	6,554	50.7 (0.8)	6,094	53.4 (0.7)	6,270	53.1 (0.7)	6,143	47.3 (0.7)	5,336	45.7 (0.8)
고3	5,590	60.2 (0.8)	6,109	59.2 (0.8)	6,012	55.0 (0.8)	5,971	55.0 (0.8)	6,078	52.1 (0.7)	5,725	48.0 (0.7)
학교급												
중학교	17,614	46.7 (0.4)	18,924	45.0 (0.4)	18,014	45.6 (0.5)	17,609	46.3 (0.5)	17,593	39.6 (0.4)	16,441	37.1 (0.4)
고등학교	17,233	54.7 (0.5)	18,846	52.9 (0.5)	17,951	53.5 (0.4)	18,171	52.2 (0.4)	17,997	47.6 (0.4)	16,398	45.8 (0.5)

* 평상시 스트레스를 '대단히 많이' 또는 '많이' 느끼는 사람의 분율

(계속: 스트레스 인지율)

(단위: %)

구분	'16		'17		'18		'19		'20		'21	
	분석대상자수	분율(표준오차)	분석대상자수	분율(표준오차)	분석대상자수	분율(표준오차)	분석대상자수	분율(표준오차)	분석대상자수	분율(표준오차)	분석대상자수	분율(표준오차)
전체												
전체	65,528	37.4 (0.3)	62,276	37.2 (0.3)	60,040	40.4 (0.3)	57,303	39.9 (0.3)	54,948	34.2 (0.3)	54,848	38.8 (0.3)
학년												
중1	10,483	32.6 (0.5)	10,189	30.9 (0.5)	9,847	34.7 (0.6)	9,738	34.5 (0.7)	10,005	28.6 (0.5)	10,016	35.1 (0.5)
중2	10,517	33.7 (0.6)	10,377	35.5 (0.5)	10,092	37.3 (0.6)	9,665	38.7 (0.7)	9,564	30.5 (0.5)	10,235	36.0 (0.5)
중3	11,219	34.3 (0.5)	10,319	35.6 (0.5)	10,290	38.9 (0.6)	9,981	38.4 (0.6)	9,392	32.3 (0.6)	9,764	38.2 (0.6)
고1	11,355	37.5 (0.6)	10,165	35.8 (0.7)	9,260	42.4 (0.7)	9,273	40.8 (0.6)	8,907	33.9 (0.6)	8,461	39.7 (0.7)
고2	11,070	40.7 (0.7)	10,800	40.9 (0.6)	10,039	43.1 (0.7)	9,044	43.2 (0.7)	8,907	37.7 (0.6)	8,647	40.1 (0.6)
고3	10,884	43.3 (0.6)	10,426	42.2 (0.6)	10,512	44.5 (0.7)	9,602	43.2 (0.7)	8,173	42.0 (0.7)	7,725	43.7 (0.7)
학교급												
중학교	32,219	33.6 (0.3)	30,885	34.1 (0.3)	30,229	37.0 (0.4)	29,384	37.2 (0.4)	28,961	30.4 (0.4)	30,015	36.4 (0.4)
고등학교	33,309	40.5 (0.5)	31,391	39.8 (0.5)	29,811	43.4 (0.5)	27,919	42.4 (0.5)	25,987	37.9 (0.4)	24,833	41.2 (0.5)
남학생												
전체	33,803	30.5 (0.3)	31,624	30.4 (0.3)	30,463	32.0 (0.3)	29,841	31.7 (0.3)	28,353	28.1 (0.3)	28,401	32.3 (0.3)
학년												
중1	5,516	27.8 (0.6)	5,178	25.5 (0.7)	4,960	28.4 (0.7)	5,126	26.9 (0.7)	5,098	24.6 (0.7)	5,156	31.3 (0.8)
중2	5,466	28.1 (0.7)	5,272	29.1 (0.6)	5,137	29.8 (0.7)	5,039	30.4 (0.7)	4,823	24.3 (0.7)	5,326	31.0 (0.7)
중3	5,760	28.5 (0.6)	5,202	29.4 (0.7)	5,231	30.5 (0.7)	5,236	30.2 (0.7)	4,909	26.0 (0.7)	5,104	32.3 (0.7)
고1	5,861	29.9 (0.6)	5,069	27.8 (0.7)	4,805	33.5 (0.7)	4,782	32.8 (0.7)	4,602	27.6 (0.7)	4,456	32.4 (0.8)
고2	5,744	32.4 (0.6)	5,610	33.4 (0.7)	5,110	34.1 (0.8)	4,662	34.5 (0.7)	4,631	30.2 (0.8)	4,478	32.1 (0.7)
고3	5,456	34.9 (0.6)	5,293	35.4 (0.7)	5,220	34.7 (0.7)	4,996	34.9 (0.8)	4,290	35.7 (0.8)	3,881	34.9 (0.7)
학교급												
중학교	16,742	28.1 (0.4)	15,652	28.0 (0.4)	15,328	29.6 (0.4)	15,401	29.1 (0.4)	14,830	24.9 (0.4)	15,586	31.5 (0.5)
고등학교	17,061	32.4 (0.4)	15,972	32.3 (0.5)	15,135	34.1 (0.5)	14,440	34.1 (0.4)	13,523	31.1 (0.5)	12,815	33.2 (0.4)
여학생												
전체	31,725	44.9 (0.4)	30,652	44.6 (0.4)	29,577	49.5 (0.4)	27,462	48.8 (0.4)	26,595	40.7 (0.4)	26,447	45.6 (0.4)
학년												
중1	4,967	37.9 (0.7)	5,011	36.8 (0.8)	4,887	41.4 (0.8)	4,612	42.7 (0.8)	4,907	32.9 (0.7)	4,860	39.1 (0.8)
중2	5,051	39.9 (0.8)	5,105	42.5 (0.8)	4,955	45.4 (0.9)	4,626	47.6 (0.8)	4,741	37.1 (0.7)	4,909	41.3 (0.8)
중3	5,459	40.7 (0.7)	5,117	42.5 (0.8)	5,059	47.9 (0.8)	4,745	47.3 (0.8)	4,483	39.0 (0.8)	4,660	44.4 (0.9)
고1	5,494	45.9 (0.7)	5,096	44.5 (0.8)	4,455	52.0 (0.8)	4,491	49.4 (0.8)	4,305	40.8 (0.8)	4,005	47.5 (0.8)
고2	5,326	49.8 (0.8)	5,190	49.3 (0.8)	4,929	52.9 (0.8)	4,382	52.8 (0.9)	4,276	45.9 (0.8)	4,169	48.8 (0.8)
고3	5,428	52.3 (0.7)	5,133	49.7 (0.7)	5,292	55.2 (0.7)	4,606	52.3 (0.9)	3,883	48.9 (0.9)	3,844	53.3 (0.8)
학교급												
중학교	15,477	39.5 (0.5)	15,233	40.6 (0.5)	14,901	45.0 (0.5)	13,983	45.9 (0.5)	14,131	36.2 (0.4)	14,429	41.5 (0.5)
고등학교	16,248	49.3 (0.5)	15,419	47.9 (0.5)	14,676	53.5 (0.5)	13,479	51.5 (0.5)	12,464	45.2 (0.6)	12,018	49.9 (0.5)

결과표53. 우울감 경험률

(단위: %)

구분	'10		'11		'12		'13		'14		'15	
	분석대상자수	분율(표준오차)	분석대상자수	분율(표준오차)	분석대상자수	분율(표준오차)	분석대상자수	분율(표준오차)	분석대상자수	분율(표준오차)	분석대상자수	분율(표준오차)
전체												
전체	73,238	37.4 (0.3)	75,643	32.8 (0.2)	74,186	30.5 (0.2)	72,435	30.9 (0.3)	72,060	26.7 (0.2)	68,043	23.6 (0.2)
학년												
중1	12,468	31.9 (0.6)	12,728	27.7 (0.5)	12,362	26.6 (0.5)	12,199	25.8 (0.5)	11,661	22.2 (0.5)	10,786	19.8 (0.5)
중2	12,499	34.2 (0.5)	12,903	30.2 (0.4)	12,384	27.7 (0.5)	12,113	30.3 (0.5)	12,275	24.4 (0.4)	11,442	21.0 (0.4)
중3	12,603	37.0 (0.6)	12,843	32.0 (0.5)	12,551	30.2 (0.5)	12,218	30.9 (0.5)	12,220	26.6 (0.4)	12,071	22.6 (0.4)
고1	12,021	38.7 (0.7)	12,569	34.4 (0.5)	12,451	31.9 (0.5)	12,028	30.4 (0.5)	11,824	25.7 (0.5)	11,122	23.8 (0.5)
고2	12,124	38.4 (0.5)	12,508	34.2 (0.5)	12,315	32.2 (0.6)	11,865	33.7 (0.6)	12,152	28.9 (0.5)	11,113	25.7 (0.5)
고3	11,523	44.0 (0.6)	12,092	38.0 (0.5)	12,123	33.8 (0.5)	12,012	33.8 (0.6)	11,928	31.7 (0.5)	11,509	27.3 (0.5)
학교급												
중학교	37,570	34.4 (0.4)	38,474	30.0 (0.3)	37,297	28.2 (0.3)	36,530	29.0 (0.3)	36,156	24.4 (0.3)	34,299	21.2 (0.3)
고등학교	35,668	40.3 (0.4)	37,169	35.5 (0.3)	36,889	32.6 (0.3)	35,905	32.6 (0.4)	35,904	28.8 (0.3)	33,744	25.6 (0.3)
남학생												
전체	38,391	32.7 (0.3)	37,873	28.0 (0.3)	38,221	25.5 (0.3)	36,655	25.2 (0.3)	36,470	22.2 (0.2)	35,204	19.7 (0.2)
학년												
중1	6,519	27.2 (0.7)	6,548	22.6 (0.6)	6,364	22.0 (0.6)	6,411	19.6 (0.6)	6,078	17.3 (0.5)	5,576	16.0 (0.6)
중2	6,620	30.1 (0.7)	6,413	25.4 (0.6)	6,394	22.2 (0.5)	6,261	24.5 (0.6)	6,331	19.0 (0.5)	6,038	16.0 (0.5)
중3	6,817	32.4 (0.7)	6,589	27.1 (0.6)	6,525	25.1 (0.6)	6,249	24.5 (0.6)	6,154	21.8 (0.6)	6,244	18.4 (0.6)
고1	6,229	33.5 (0.8)	6,386	29.5 (0.6)	6,606	26.6 (0.6)	6,098	25.4 (0.6)	6,048	21.7 (0.5)	5,785	20.4 (0.6)
고2	6,273	33.5 (0.7)	5,954	30.2 (0.7)	6,221	27.2 (0.7)	5,595	28.9 (0.7)	6,009	25.4 (0.6)	5,777	21.8 (0.6)
고3	5,933	39.3 (0.8)	5,983	32.6 (0.6)	6,111	29.2 (0.6)	6,041	27.9 (0.7)	5,850	27.5 (0.6)	5,784	24.2 (0.6)
학교급												
중학교	19,956	30.0 (0.4)	19,550	25.1 (0.4)	19,283	23.1 (0.4)	18,921	22.9 (0.4)	18,563	19.4 (0.3)	17,858	16.9 (0.3)
고등학교	18,435	35.4 (0.4)	18,323	30.8 (0.4)	18,938	27.7 (0.4)	17,734	27.4 (0.4)	17,907	24.9 (0.4)	17,346	22.1 (0.4)
여학생												
전체	34,847	42.6 (0.4)	37,770	38.2 (0.3)	35,965	36.0 (0.3)	35,780	37.1 (0.3)	35,590	31.6 (0.3)	32,839	27.8 (0.3)
학년												
중1	5,949	36.9 (0.8)	6,180	33.2 (0.8)	5,998	31.7 (0.8)	5,788	32.5 (0.7)	5,583	27.4 (0.6)	5,210	23.9 (0.7)
중2	5,879	38.8 (0.8)	6,490	35.4 (0.7)	5,990	33.7 (0.7)	5,852	36.8 (0.7)	5,944	30.3 (0.6)	5,404	26.5 (0.7)
중3	5,786	42.1 (0.9)	6,254	37.4 (0.6)	6,026	35.8 (0.7)	5,969	37.9 (0.7)	6,066	31.8 (0.6)	5,827	27.2 (0.6)
고1	5,792	44.5 (0.9)	6,183	39.9 (0.7)	5,845	37.8 (0.7)	5,930	36.0 (0.7)	5,776	30.2 (0.8)	5,337	27.5 (0.7)
고2	5,851	43.9 (0.8)	6,554	38.7 (0.7)	6,094	37.7 (0.7)	6,270	38.9 (0.7)	6,143	32.7 (0.7)	5,336	30.0 (0.7)
고3	5,590	49.2 (0.9)	6,109	44.2 (0.7)	6,012	39.0 (0.7)	5,971	40.3 (0.7)	6,078	36.4 (0.6)	5,725	30.5 (0.7)
학교급												
중학교	17,614	39.3 (0.5)	18,924	35.4 (0.4)	18,014	33.8 (0.5)	17,609	35.7 (0.5)	17,593	29.9 (0.4)	16,441	26.0 (0.4)
고등학교	17,233	45.9 (0.5)	18,846	40.9 (0.4)	17,951	38.2 (0.4)	18,171	38.4 (0.4)	17,997	33.1 (0.4)	16,398	29.4 (0.4)

* 최근 12개월 동안 2주 이내 일상생활을 중단할 정도로 슬프거나 절망감을 느낀 적이 있는 사람의 분율

(계속: 우울감 경험률)

(단위: %)

구분	'16		'17		'18		'19		'20		'21	
	분석대상자수	분율(표준오차)	분석대상자수	분율(표준오차)	분석대상자수	분율(표준오차)	분석대상자수	분율(표준오차)	분석대상자수	분율(표준오차)	분석대상자수	분율(표준오차)
전체												
전체	65,528	25.5 (0.2)	62,276	25.1 (0.2)	60,040	27.1 (0.3)	57,303	28.2 (0.3)	54,948	25.2 (0.3)	54,848	26.8 (0.2)
학년												
중1	10,483	20.2 (0.5)	10,189	19.9 (0.5)	9,847	21.8 (0.5)	9,738	23.3 (0.5)	10,005	20.3 (0.5)	10,016	23.8 (0.5)
중2	10,517	22.7 (0.5)	10,377	24.4 (0.5)	10,092	25.7 (0.5)	9,665	27.7 (0.6)	9,564	23.5 (0.5)	10,235	26.0 (0.5)
중3	11,219	25.0 (0.5)	10,319	26.1 (0.5)	10,290	27.8 (0.5)	9,981	29.5 (0.6)	9,392	25.3 (0.5)	9,764	28.1 (0.5)
고1	11,355	25.3 (0.5)	10,165	24.0 (0.5)	9,260	26.6 (0.6)	9,273	28.0 (0.5)	8,907	25.4 (0.6)	8,461	26.7 (0.6)
고2	11,070	28.2 (0.5)	10,800	27.3 (0.5)	10,039	28.9 (0.6)	9,044	29.4 (0.6)	8,907	27.9 (0.5)	8,647	27.7 (0.6)
고3	10,884	29.7 (0.5)	10,426	27.7 (0.5)	10,512	30.3 (0.6)	9,602	30.6 (0.5)	8,173	29.0 (0.6)	7,725	28.5 (0.6)
학교급												
중학교	32,219	22.7 (0.3)	30,885	23.5 (0.3)	30,229	25.2 (0.4)	29,384	26.9 (0.4)	28,961	22.9 (0.3)	30,015	25.9 (0.3)
고등학교	33,309	27.7 (0.4)	31,391	26.4 (0.4)	29,811	28.7 (0.4)	27,919	29.4 (0.4)	25,987	27.4 (0.4)	24,833	27.7 (0.4)
남학생												
전체	33,803	20.9 (0.2)	31,624	20.3 (0.3)	30,463	21.1 (0.3)	29,841	22.2 (0.3)	28,353	20.1 (0.3)	28,401	22.4 (0.3)
학년												
중1	5,516	16.4 (0.5)	5,178	15.7 (0.6)	4,960	16.2 (0.6)	5,126	16.9 (0.6)	5,098	16.2 (0.6)	5,156	19.3 (0.6)
중2	5,466	17.4 (0.6)	5,272	19.3 (0.6)	5,137	19.3 (0.6)	5,039	20.0 (0.7)	4,823	18.0 (0.6)	5,326	21.9 (0.7)
중3	5,760	20.5 (0.6)	5,202	20.6 (0.6)	5,231	21.2 (0.6)	5,236	23.4 (0.7)	4,909	19.7 (0.6)	5,104	24.2 (0.7)
고1	5,861	21.4 (0.6)	5,069	19.2 (0.6)	4,805	21.3 (0.6)	4,782	22.9 (0.6)	4,602	19.7 (0.7)	4,456	21.8 (0.7)
고2	5,744	23.0 (0.6)	5,610	22.1 (0.6)	5,110	22.7 (0.6)	4,662	24.1 (0.7)	4,631	22.5 (0.6)	4,478	23.8 (0.7)
고3	5,456	24.8 (0.6)	5,293	23.6 (0.6)	5,220	24.5 (0.7)	4,996	25.2 (0.6)	4,290	24.6 (0.8)	3,881	23.7 (0.7)
학교급												
중학교	16,742	18.2 (0.3)	15,652	18.5 (0.3)	15,328	19.0 (0.4)	15,401	20.1 (0.4)	14,830	17.8 (0.4)	15,586	21.7 (0.4)
고등학교	17,061	23.1 (0.4)	15,972	21.7 (0.4)	15,135	22.9 (0.4)	14,440	24.1 (0.4)	13,523	22.2 (0.4)	12,815	23.1 (0.4)
여학생												
전체	31,725	30.5 (0.3)	30,652	30.3 (0.3)	29,577	33.6 (0.3)	27,462	34.6 (0.4)	26,595	30.7 (0.3)	26,447	31.4 (0.3)
학년												
중1	4,967	24.4 (0.7)	5,011	24.4 (0.7)	4,887	27.8 (0.7)	4,612	30.0 (0.8)	4,907	24.7 (0.6)	4,860	28.5 (0.7)
중2	5,051	28.5 (0.7)	5,105	30.0 (0.7)	4,955	32.5 (0.8)	4,626	36.0 (0.8)	4,741	29.5 (0.7)	4,909	30.4 (0.7)
중3	5,459	29.8 (0.7)	5,117	32.1 (0.7)	5,059	35.0 (0.7)	4,745	36.2 (0.8)	4,483	31.5 (0.7)	4,660	32.3 (0.7)
고1	5,494	29.6 (0.7)	5,096	29.2 (0.7)	4,455	32.3 (0.8)	4,491	33.6 (0.8)	4,305	31.5 (0.7)	4,005	32.0 (0.8)
고2	5,326	33.9 (0.7)	5,190	33.1 (0.8)	4,929	35.6 (0.7)	4,382	35.3 (0.9)	4,276	33.7 (0.8)	4,169	32.0 (0.8)
고3	5,428	35.0 (0.7)	5,133	32.2 (0.8)	5,292	36.6 (0.7)	4,606	36.5 (0.8)	3,883	34.0 (0.8)	3,844	33.6 (0.9)
학교급												
중학교	15,477	27.7 (0.4)	15,233	28.9 (0.4)	14,901	31.9 (0.5)	13,983	34.1 (0.5)	14,131	28.4 (0.4)	14,429	30.4 (0.4)
고등학교	16,248	32.9 (0.4)	15,419	31.6 (0.5)	14,676	35.0 (0.4)	13,479	35.1 (0.5)	12,464	33.0 (0.5)	12,018	32.5 (0.5)

결과표54. 자살 생각률

(단위: %)

구분	'10		'11		'12		'13		'14		'15	
	분석대상자수	분율(표준오차)	분석대상자수	분율(표준오차)	분석대상자수	분율(표준오차)	분석대상자수	분율(표준오차)	분석대상자수	분율(표준오차)	분석대상자수	분율(표준오차)
전체												
전체	73,238	19.3 (0.2)	75,643	19.6 (0.2)	74,186	18.3 (0.2)	72,435	16.6 (0.2)	72,060	13.1 (0.2)	68,043	11.7 (0.1)
학년												
중1	12,468	19.5 (0.5)	12,728	19.1 (0.5)	12,362	17.7 (0.5)	12,199	16.9 (0.4)	11,661	13.0 (0.4)	10,786	11.1 (0.3)
중2	12,499	19.2 (0.5)	12,903	20.3 (0.5)	12,384	18.7 (0.5)	12,113	18.7 (0.4)	12,275	13.2 (0.3)	11,442	12.0 (0.4)
중3	12,603	19.9 (0.5)	12,843	20.1 (0.4)	12,551	19.2 (0.4)	12,218	17.1 (0.4)	12,220	13.7 (0.4)	12,071	11.8 (0.3)
고1	12,021	19.6 (0.5)	12,569	20.1 (0.4)	12,451	19.0 (0.4)	12,028	15.1 (0.4)	11,824	11.6 (0.3)	11,122	11.4 (0.3)
고2	12,124	18.3 (0.5)	12,508	18.8 (0.4)	12,315	18.0 (0.5)	11,865	17.2 (0.4)	12,152	13.2 (0.3)	11,113	12.1 (0.3)
고3	11,523	19.5 (0.6)	12,092	19.2 (0.5)	12,123	17.1 (0.4)	12,012	14.6 (0.3)	11,928	13.5 (0.3)	11,509	11.5 (0.3)
학교급												
중학교	37,570	19.5 (0.3)	38,474	19.9 (0.3)	37,297	18.5 (0.3)	36,530	17.6 (0.3)	36,156	13.3 (0.2)	34,299	11.7 (0.2)
고등학교	35,668	19.1 (0.3)	37,169	19.3 (0.3)	36,889	18.0 (0.3)	35,905	15.6 (0.2)	35,904	12.8 (0.2)	33,744	11.6 (0.2)
남학생												
전체	38,391	15.6 (0.2)	37,873	15.4 (0.3)	38,221	14.1 (0.2)	36,655	13.1 (0.2)	36,470	11.0 (0.2)	35,204	9.6 (0.2)
학년												
중1	6,519	15.7 (0.6)	6,548	14.6 (0.6)	6,364	13.2 (0.5)	6,411	12.0 (0.5)	6,078	9.4 (0.4)	5,576	8.3 (0.4)
중2	6,620	15.3 (0.6)	6,413	15.7 (0.5)	6,394	13.5 (0.4)	6,261	13.9 (0.5)	6,331	10.2 (0.4)	6,038	9.0 (0.4)
중3	6,817	15.9 (0.5)	6,589	15.3 (0.5)	6,525	14.8 (0.5)	6,249	14.0 (0.5)	6,154	11.4 (0.5)	6,244	9.8 (0.4)
고1	6,229	15.6 (0.6)	6,386	15.7 (0.6)	6,606	14.7 (0.5)	6,098	11.9 (0.4)	6,048	10.0 (0.4)	5,785	9.3 (0.4)
고2	6,273	14.9 (0.6)	5,954	15.2 (0.5)	6,221	13.7 (0.5)	5,595	14.5 (0.5)	6,009	12.0 (0.4)	5,777	10.6 (0.5)
고3	5,933	16.2 (0.6)	5,983	15.8 (0.6)	6,111	14.3 (0.5)	6,041	12.3 (0.4)	5,850	12.4 (0.4)	5,784	10.4 (0.4)
학교급												
중학교	19,956	15.6 (0.3)	19,550	15.2 (0.4)	19,283	13.9 (0.3)	18,921	13.3 (0.3)	18,563	10.4 (0.3)	17,858	9.1 (0.3)
고등학교	18,435	15.6 (0.4)	18,323	15.6 (0.4)	18,938	14.2 (0.3)	17,734	12.9 (0.3)	17,907	11.5 (0.2)	17,346	10.1 (0.3)
여학생												
전체	34,847	23.5 (0.3)	37,770	24.3 (0.3)	35,965	22.9 (0.3)	35,780	20.4 (0.3)	35,590	15.4 (0.2)	32,839	13.9 (0.2)
학년												
중1	5,949	23.7 (0.7)	6,180	24.1 (0.7)	5,998	22.5 (0.7)	5,788	22.2 (0.7)	5,583	17.0 (0.6)	5,210	14.3 (0.5)
중2	5,879	23.5 (0.7)	6,490	25.4 (0.7)	5,990	24.4 (0.7)	5,852	23.9 (0.6)	5,944	16.6 (0.5)	5,404	15.3 (0.6)
중3	5,786	24.3 (0.7)	6,254	25.4 (0.7)	6,026	23.9 (0.7)	5,969	20.6 (0.6)	6,066	16.2 (0.5)	5,827	14.0 (0.6)
고1	5,792	24.2 (0.6)	6,183	24.9 (0.6)	5,845	23.6 (0.7)	5,930	18.6 (0.6)	5,776	13.4 (0.6)	5,337	13.7 (0.5)
고2	5,851	22.2 (0.7)	6,554	23.0 (0.6)	6,094	22.7 (0.7)	6,270	20.1 (0.5)	6,143	14.5 (0.5)	5,336	13.7 (0.5)
고3	5,590	23.1 (0.9)	6,109	22.9 (0.6)	6,012	20.3 (0.6)	5,971	17.2 (0.5)	6,078	14.8 (0.4)	5,725	12.7 (0.5)
학교급												
중학교	17,614	23.9 (0.5)	18,924	25.0 (0.4)	18,014	23.6 (0.4)	17,609	22.2 (0.4)	17,593	16.6 (0.3)	16,441	14.5 (0.3)
고등학교	17,233	23.2 (0.4)	18,846	23.6 (0.4)	17,951	22.2 (0.4)	18,171	18.6 (0.3)	17,997	14.2 (0.3)	16,398	13.4 (0.3)

* 최근 12개월 동안 심각하게 자살을 생각한 적이 있는 사람의 분율

(계속: 자살생각률)

(단위: %)

구분	'16		'17		'18		'19		'20		'21	
	분석대상자수	분율(표준오차)	분석대상자수	분율(표준오차)	분석대상자수	분율(표준오차)	분석대상자수	분율(표준오차)	분석대상자수	분율(표준오차)	분석대상자수	분율(표준오차)
전체												
전체	65,528	12.1 (0.2)	62,276	12.1 (0.2)	60,040	13.3 (0.2)	57,303	13.1 (0.2)	54,948	10.9 (0.2)	54,848	12.7 (0.2)
학년												
중1	10,483	11.7 (0.3)	10,189	10.1 (0.4)	9,847	11.8 (0.4)	9,738	12.4 (0.4)	10,005	8.9 (0.3)	10,016	12.8 (0.4)
중2	10,517	12.2 (0.4)	10,377	14.3 (0.4)	10,092	14.6 (0.4)	9,665	14.0 (0.4)	9,564	10.9 (0.4)	10,235	13.7 (0.4)
중3	11,219	12.1 (0.4)	10,319	13.6 (0.4)	10,290	14.9 (0.5)	9,981	15.9 (0.5)	9,392	11.2 (0.4)	9,764	13.6 (0.4)
고1	11,355	11.9 (0.3)	10,165	10.6 (0.3)	9,260	12.4 (0.4)	9,273	12.2 (0.4)	8,907	10.4 (0.4)	8,461	11.8 (0.4)
고2	11,070	12.8 (0.4)	10,800	12.5 (0.4)	10,039	13.2 (0.4)	9,044	12.8 (0.4)	8,907	12.3 (0.4)	8,647	12.2 (0.4)
고3	10,884	12.0 (0.4)	10,426	11.7 (0.3)	10,512	13.0 (0.4)	9,602	11.6 (0.4)	8,173	11.8 (0.4)	7,725	12.1 (0.4)
학교급												
중학교	32,219	12.0 (0.2)	30,885	12.7 (0.2)	30,229	13.8 (0.3)	29,384	14.1 (0.3)	28,961	10.2 (0.2)	30,015	13.4 (0.3)
고등학교	33,309	12.2 (0.2)	31,391	11.6 (0.2)	29,811	12.9 (0.3)	27,919	12.2 (0.2)	25,987	11.5 (0.3)	24,833	12.0 (0.3)
남학생												
전체	33,803	9.5 (0.2)	31,624	9.4 (0.2)	30,463	9.6 (0.2)	29,841	9.4 (0.2)	28,353	8.1 (0.2)	28,401	9.5 (0.2)
학년												
중1	5,516	9.2 (0.4)	5,178	7.1 (0.4)	4,960	7.7 (0.4)	5,126	7.5 (0.4)	5,098	6.5 (0.4)	5,156	9.3 (0.4)
중2	5,466	9.2 (0.4)	5,272	10.5 (0.4)	5,137	10.0 (0.5)	5,039	9.2 (0.5)	4,823	8.1 (0.4)	5,326	10.5 (0.5)
중3	5,760	9.8 (0.4)	5,202	10.2 (0.4)	5,231	10.3 (0.5)	5,236	11.4 (0.5)	4,909	7.7 (0.4)	5,104	10.2 (0.5)
고1	5,861	9.7 (0.5)	5,069	8.3 (0.4)	4,805	8.8 (0.4)	4,782	8.7 (0.4)	4,602	7.5 (0.4)	4,456	8.3 (0.4)
고2	5,744	9.5 (0.4)	5,610	10.1 (0.5)	5,110	10.0 (0.5)	4,662	9.9 (0.5)	4,631	9.4 (0.5)	4,478	9.3 (0.4)
고3	5,456	9.7 (0.4)	5,293	10.2 (0.5)	5,220	10.2 (0.5)	4,996	9.3 (0.5)	4,290	9.4 (0.5)	3,881	9.3 (0.5)
학교급												
중학교	16,742	9.4 (0.3)	15,652	9.3 (0.2)	15,328	9.4 (0.3)	15,401	9.4 (0.3)	14,830	7.4 (0.2)	15,586	10.0 (0.3)
고등학교	17,061	9.6 (0.3)	15,972	9.6 (0.3)	15,135	9.7 (0.3)	14,440	9.3 (0.3)	13,523	8.8 (0.3)	12,815	9.0 (0.3)
여학생												
전체	31,725	14.9 (0.2)	30,652	15.0 (0.2)	29,577	17.4 (0.3)	27,462	17.1 (0.3)	26,595	13.9 (0.3)	26,447	16.1 (0.3)
학년												
중1	4,967	14.5 (0.6)	5,011	13.4 (0.5)	4,887	16.2 (0.7)	4,612	17.6 (0.6)	4,907	11.4 (0.5)	4,860	16.4 (0.6)
중2	5,051	15.4 (0.6)	5,105	18.4 (0.6)	4,955	19.4 (0.6)	4,626	19.1 (0.7)	4,741	13.8 (0.6)	4,909	17.1 (0.5)
중3	5,459	14.6 (0.5)	5,117	17.3 (0.6)	5,059	19.8 (0.7)	4,745	20.7 (0.7)	4,483	14.9 (0.6)	4,660	17.1 (0.6)
고1	5,494	14.3 (0.5)	5,096	13.0 (0.5)	4,455	16.4 (0.7)	4,491	16.0 (0.6)	4,305	13.6 (0.6)	4,005	15.5 (0.6)
고2	5,326	16.3 (0.6)	5,190	15.1 (0.5)	4,929	16.7 (0.6)	4,382	16.0 (0.6)	4,276	15.4 (0.6)	4,169	15.3 (0.6)
고3	5,428	14.4 (0.6)	5,133	13.3 (0.5)	5,292	16.2 (0.5)	4,606	14.0 (0.6)	3,883	14.5 (0.6)	3,844	15.1 (0.7)
학교급												
중학교	15,477	14.8 (0.3)	15,233	16.4 (0.3)	14,901	18.6 (0.4)	13,983	19.2 (0.4)	14,131	13.3 (0.3)	14,429	16.9 (0.4)
고등학교	16,248	15.0 (0.3)	15,419	13.8 (0.3)	14,676	16.4 (0.4)	13,479	15.3 (0.4)	12,464	14.5 (0.4)	12,018	15.3 (0.4)

결과표55. 자살 계획률

(단위: %)

구분	'10		'11		'12		'13		'14		'15	
	분석대상자수	분율(표준오차)	분석대상자수	분율(표준오차)	분석대상자수	분율(표준오차)	분석대상자수	분율(표준오차)	분석대상자수	분율(표준오차)	분석대상자수	분율(표준오차)
전체												
전체	-	--	75,643	6.8 (0.1)	74,186	6.3 (0.1)	72,435	5.7 (0.1)	72,060	4.4 (0.1)	68,043	3.8 (0.1)
학년												
중1	-	--	12,728	7.7 (0.3)	12,362	7.3 (0.3)	12,199	6.5 (0.3)	11,661	5.2 (0.2)	10,786	4.3 (0.2)
중2	-	--	12,903	8.3 (0.3)	12,384	7.4 (0.3)	12,113	7.5 (0.3)	12,275	4.8 (0.2)	11,442	3.9 (0.2)
중3	-	--	12,843	7.3 (0.3)	12,551	7.3 (0.3)	12,218	6.2 (0.2)	12,220	5.0 (0.2)	12,071	4.1 (0.2)
고1	-	--	12,569	6.5 (0.2)	12,451	5.8 (0.2)	12,028	4.7 (0.2)	11,824	3.9 (0.2)	11,122	3.4 (0.2)
고2	-	--	12,508	5.5 (0.2)	12,315	5.4 (0.2)	11,865	5.4 (0.2)	12,152	3.8 (0.2)	11,113	3.6 (0.2)
고3	-	--	12,092	5.4 (0.3)	12,123	4.6 (0.2)	12,012	4.0 (0.2)	11,928	4.1 (0.2)	11,509	3.8 (0.2)
학교급												
중학교	-	--	38,474	7.8 (0.2)	37,297	7.3 (0.2)	36,530	6.7 (0.2)	36,156	5.0 (0.1)	34,299	4.1 (0.1)
고등학교	-	--	37,169	5.8 (0.1)	36,889	5.3 (0.1)	35,905	4.7 (0.1)	35,904	3.9 (0.1)	33,744	3.6 (0.1)
남학생												
전체	-	--	37,873	5.7 (0.1)	38,221	5.0 (0.1)	36,655	4.7 (0.1)	36,470	4.2 (0.1)	35,204	3.6 (0.1)
학년												
중1	-	--	6,548	5.5 (0.3)	6,364	5.5 (0.4)	6,411	4.5 (0.3)	6,078	4.1 (0.3)	5,576	3.5 (0.3)
중2	-	--	6,413	7.0 (0.4)	6,394	5.5 (0.3)	6,261	5.5 (0.3)	6,331	4.1 (0.3)	6,038	3.2 (0.2)
중3	-	--	6,589	5.8 (0.3)	6,525	5.6 (0.3)	6,249	5.3 (0.3)	6,154	4.7 (0.3)	6,244	4.1 (0.3)
고1	-	--	6,386	5.6 (0.3)	6,606	4.9 (0.3)	6,098	4.1 (0.2)	6,048	3.9 (0.3)	5,785	3.2 (0.2)
고2	-	--	5,954	4.9 (0.3)	6,221	4.0 (0.3)	5,595	5.1 (0.3)	6,009	4.0 (0.2)	5,777	3.5 (0.3)
고3	-	--	5,983	5.4 (0.4)	6,111	4.3 (0.3)	6,041	3.9 (0.3)	5,850	4.3 (0.3)	5,784	3.8 (0.3)
학교급												
중학교	-	--	19,550	6.1 (0.2)	19,283	5.6 (0.2)	18,921	5.1 (0.2)	18,563	4.3 (0.2)	17,858	3.6 (0.2)
고등학교	-	--	18,323	5.3 (0.2)	18,938	4.4 (0.2)	17,734	4.4 (0.2)	17,907	4.1 (0.2)	17,346	3.5 (0.1)
여학생												
전체	-	--	37,770	8.0 (0.2)	35,965	7.8 (0.2)	35,780	6.7 (0.2)	35,590	4.7 (0.1)	32,839	4.1 (0.1)
학년												
중1	-	--	6,180	10.0 (0.5)	5,998	9.3 (0.4)	5,788	8.6 (0.4)	5,583	6.3 (0.3)	5,210	5.1 (0.3)
중2	-	--	6,490	9.7 (0.4)	5,990	9.4 (0.4)	5,852	9.7 (0.5)	5,944	5.5 (0.3)	5,404	4.6 (0.3)
중3	-	--	6,254	9.0 (0.4)	6,026	9.1 (0.4)	5,969	7.1 (0.3)	6,066	5.4 (0.3)	5,827	4.2 (0.3)
고1	-	--	6,183	7.6 (0.4)	5,845	6.8 (0.4)	5,930	5.4 (0.3)	5,776	3.9 (0.3)	5,337	3.5 (0.3)
고2	-	--	6,554	6.1 (0.3)	6,094	7.0 (0.4)	6,270	5.6 (0.3)	6,143	3.7 (0.2)	5,336	3.7 (0.3)
고3	-	--	6,109	5.5 (0.3)	6,012	5.0 (0.3)	5,971	4.2 (0.3)	6,078	3.8 (0.2)	5,725	3.7 (0.3)
학교급												
중학교	-	--	18,924	9.5 (0.3)	18,014	9.3 (0.3)	17,609	8.5 (0.2)	17,593	5.7 (0.2)	16,441	4.6 (0.2)
고등학교	-	--	18,846	6.4 (0.2)	17,951	6.3 (0.2)	18,171	5.1 (0.2)	17,997	3.8 (0.1)	16,398	3.7 (0.2)

* 최근 12개월 동안 자살하기 위해 구체적인 계획을 세운 적이 있는 사람의 분율

* '11년 설문문항 추가

(계속: 자살 계획률)

(단위: %)

구분	'16		'17		'18		'19		'20		'21	
	분석대상자수	분율(표준오차)	분석대상자수	분율(표준오차)	분석대상자수	분율(표준오차)	분석대상자수	분율(표준오차)	분석대상자수	분율(표준오차)	분석대상자수	분율(표준오차)
전체												
전체	65,528	4.0 (0.1)	62,276	3.9 (0.1)	60,040	4.4 (0.1)	57,303	4.0 (0.1)	54,948	3.6 (0.1)	54,848	4.0 (0.1)
학년												
중1	10,483	4.4 (0.2)	10,189	3.7 (0.2)	9,847	4.0 (0.2)	9,738	4.0 (0.2)	10,005	3.4 (0.2)	10,016	4.3 (0.2)
중2	10,517	4.4 (0.2)	10,377	5.2 (0.2)	10,092	5.1 (0.2)	9,665	4.4 (0.2)	9,564	3.8 (0.2)	10,235	4.4 (0.2)
중3	11,219	4.1 (0.2)	10,319	5.0 (0.2)	10,290	5.6 (0.3)	9,981	5.3 (0.2)	9,392	3.9 (0.2)	9,764	4.5 (0.2)
고1	11,355	3.8 (0.2)	10,165	2.8 (0.2)	9,260	3.8 (0.2)	9,273	3.7 (0.2)	8,907	2.9 (0.2)	8,461	3.8 (0.2)
고2	11,070	4.0 (0.2)	10,800	3.6 (0.2)	10,039	3.8 (0.2)	9,044	3.8 (0.2)	8,907	3.8 (0.2)	8,647	3.5 (0.2)
고3	10,884	3.8 (0.2)	10,426	3.6 (0.2)	10,512	4.0 (0.2)	9,602	2.9 (0.2)	8,173	3.6 (0.2)	7,725	3.6 (0.2)
학교급												
중학교	32,219	4.3 (0.1)	30,885	4.6 (0.1)	30,229	5.0 (0.1)	29,384	4.6 (0.1)	28,961	3.7 (0.1)	30,015	4.4 (0.1)
고등학교	33,309	3.8 (0.1)	31,391	3.4 (0.1)	29,811	3.9 (0.1)	27,919	3.4 (0.1)	25,987	3.4 (0.1)	24,833	3.6 (0.1)
남학생												
전체	33,803	3.8 (0.1)	31,624	3.5 (0.1)	30,463	3.3 (0.1)	29,841	3.1 (0.1)	28,353	2.8 (0.1)	28,401	3.2 (0.1)
학년												
중1	5,516	3.7 (0.3)	5,178	2.9 (0.2)	4,960	2.6 (0.2)	5,126	2.5 (0.2)	5,098	2.5 (0.2)	5,156	3.0 (0.3)
중2	5,466	3.9 (0.3)	5,272	4.2 (0.3)	5,137	3.4 (0.3)	5,039	3.3 (0.3)	4,823	3.2 (0.3)	5,326	3.8 (0.3)
중3	5,760	3.7 (0.3)	5,202	4.5 (0.3)	5,231	4.3 (0.3)	5,236	4.2 (0.3)	4,909	2.7 (0.2)	5,104	3.5 (0.3)
고1	5,861	3.7 (0.3)	5,069	2.7 (0.2)	4,805	2.9 (0.3)	4,782	2.6 (0.2)	4,602	2.4 (0.2)	4,456	3.1 (0.3)
고2	5,744	4.0 (0.3)	5,610	3.5 (0.2)	5,110	3.0 (0.2)	4,662	3.5 (0.3)	4,631	2.9 (0.2)	4,478	2.8 (0.3)
고3	5,456	4.0 (0.3)	5,293	3.6 (0.3)	5,220	3.5 (0.3)	4,996	2.6 (0.2)	4,290	3.0 (0.3)	3,881	3.0 (0.3)
학교급												
중학교	16,742	3.8 (0.2)	15,652	3.9 (0.2)	15,328	3.5 (0.2)	15,401	3.3 (0.2)	14,830	2.8 (0.1)	15,586	3.4 (0.2)
고등학교	17,061	3.9 (0.2)	15,972	3.3 (0.1)	15,135	3.2 (0.2)	14,440	2.9 (0.2)	13,523	2.7 (0.2)	12,815	2.9 (0.2)
여학생												
전체	31,725	4.3 (0.1)	30,652	4.3 (0.1)	29,577	5.6 (0.1)	27,462	5.0 (0.1)	26,595	4.4 (0.1)	26,447	4.9 (0.2)
학년												
중1	4,967	5.2 (0.3)	5,011	4.4 (0.3)	4,887	5.5 (0.3)	4,612	5.7 (0.4)	4,907	4.4 (0.3)	4,860	5.7 (0.4)
중2	5,051	4.9 (0.3)	5,105	6.3 (0.4)	4,955	7.0 (0.4)	4,626	5.6 (0.3)	4,741	4.4 (0.3)	4,909	5.1 (0.4)
중3	5,459	4.5 (0.3)	5,117	5.5 (0.3)	5,059	7.1 (0.4)	4,745	6.4 (0.4)	4,483	5.1 (0.4)	4,660	5.5 (0.4)
고1	5,494	3.9 (0.2)	5,096	3.0 (0.2)	4,455	4.9 (0.4)	4,491	4.9 (0.4)	4,305	3.5 (0.3)	4,005	4.5 (0.3)
고2	5,326	4.0 (0.3)	5,190	3.7 (0.3)	4,929	4.7 (0.3)	4,382	4.1 (0.3)	4,276	4.8 (0.3)	4,169	4.4 (0.3)
고3	5,428	3.5 (0.3)	5,133	3.7 (0.3)	5,292	4.5 (0.3)	4,606	3.2 (0.3)	3,883	4.3 (0.3)	3,844	4.2 (0.4)
학교급												
중학교	15,477	4.8 (0.2)	15,233	5.4 (0.2)	14,901	6.6 (0.2)	13,983	5.9 (0.2)	14,131	4.6 (0.2)	14,429	5.4 (0.2)
고등학교	16,248	3.8 (0.2)	15,419	3.5 (0.2)	14,676	4.7 (0.2)	13,479	4.1 (0.2)	12,464	4.2 (0.2)	12,018	4.4 (0.2)

결과표56. 자살 시도율

(단위: %)

구분	'10		'11		'12		'13		'14		'15	
	분석대상자수	분율(표준오차)	분석대상자수	분율(표준오차)	분석대상자수	분율(표준오차)	분석대상자수	분율(표준오차)	분석대상자수	분율(표준오차)	분석대상자수	분율(표준오차)
전체												
전체	73,238	5.0 (0.1)	75,643	4.3 (0.1)	74,186	4.1 (0.1)	72,435	4.1 (0.1)	72,060	2.9 (0.1)	68,043	2.4 (0.1)
학년												
중1	12,468	6.0 (0.3)	12,728	4.7 (0.2)	12,362	4.3 (0.2)	12,199	5.4 (0.3)	11,661	3.7 (0.2)	10,786	3.2 (0.2)
중2	12,499	5.7 (0.2)	12,903	5.4 (0.2)	12,384	4.9 (0.2)	12,113	5.7 (0.3)	12,275	3.2 (0.2)	11,442	2.9 (0.2)
중3	12,603	5.2 (0.3)	12,843	4.9 (0.2)	12,551	4.7 (0.2)	12,218	4.4 (0.2)	12,220	3.4 (0.2)	12,071	2.5 (0.2)
고1	12,021	4.9 (0.3)	12,569	3.9 (0.2)	12,451	4.2 (0.2)	12,028	3.4 (0.2)	11,824	2.5 (0.1)	11,122	2.2 (0.2)
고2	12,124	4.1 (0.2)	12,508	3.3 (0.2)	12,315	3.4 (0.2)	11,865	3.3 (0.2)	12,152	2.4 (0.1)	11,113	1.9 (0.1)
고3	11,523	4.1 (0.2)	12,092	3.3 (0.2)	12,123	2.9 (0.2)	12,012	2.7 (0.2)	11,928	2.4 (0.1)	11,509	2.1 (0.1)
학교급												
중학교	37,570	5.6 (0.2)	38,474	5.0 (0.1)	37,297	4.6 (0.1)	36,530	5.2 (0.1)	36,156	3.4 (0.1)	34,299	2.8 (0.1)
고등학교	35,668	4.4 (0.1)	37,169	3.5 (0.1)	36,889	3.5 (0.1)	35,905	3.1 (0.1)	35,904	2.4 (0.1)	33,744	2.1 (0.1)
남학생												
전체	38,391	3.8 (0.1)	37,873	3.0 (0.1)	38,221	2.8 (0.1)	36,655	2.8 (0.1)	36,470	2.3 (0.1)	35,204	2.0 (0.1)
학년												
중1	6,519	4.0 (0.3)	6,548	3.0 (0.2)	6,364	2.6 (0.2)	6,411	2.7 (0.2)	6,078	2.4 (0.2)	5,576	2.2 (0.2)
중2	6,620	4.1 (0.3)	6,413	3.3 (0.3)	6,394	3.1 (0.2)	6,261	3.7 (0.2)	6,331	2.2 (0.2)	6,038	1.9 (0.2)
중3	6,817	3.8 (0.3)	6,589	3.5 (0.3)	6,525	3.2 (0.2)	6,249	3.1 (0.2)	6,154	2.7 (0.2)	6,244	2.1 (0.2)
고1	6,229	3.9 (0.4)	6,386	2.8 (0.2)	6,606	3.2 (0.2)	6,098	2.7 (0.2)	6,048	2.1 (0.2)	5,785	1.7 (0.2)
고2	6,273	3.4 (0.3)	5,954	2.4 (0.2)	6,221	2.3 (0.2)	5,595	2.7 (0.2)	6,009	2.2 (0.2)	5,777	1.7 (0.2)
고3	5,933	3.7 (0.3)	5,983	3.2 (0.3)	6,111	2.4 (0.2)	6,041	2.2 (0.2)	5,850	2.3 (0.2)	5,784	2.2 (0.2)
학교급												
중학교	19,956	4.0 (0.2)	19,550	3.3 (0.2)	19,283	3.0 (0.1)	18,921	3.2 (0.1)	18,563	2.4 (0.1)	17,858	2.0 (0.1)
고등학교	18,435	3.7 (0.2)	18,323	2.8 (0.1)	18,938	2.6 (0.1)	17,734	2.5 (0.1)	17,907	2.2 (0.1)	17,346	1.9 (0.1)
여학생												
전체	34,847	6.3 (0.2)	37,770	5.6 (0.1)	35,965	5.4 (0.1)	35,780	5.5 (0.2)	35,590	3.6 (0.1)	32,839	3.0 (0.1)
학년												
중1	5,949	8.1 (0.5)	6,180	6.6 (0.4)	5,998	6.2 (0.3)	5,788	8.3 (0.4)	5,583	5.2 (0.3)	5,210	4.2 (0.3)
중2	5,879	7.4 (0.3)	6,490	7.7 (0.4)	5,990	6.9 (0.4)	5,852	7.9 (0.4)	5,944	4.4 (0.3)	5,404	3.9 (0.3)
중3	5,786	6.7 (0.5)	6,254	6.5 (0.3)	6,026	6.2 (0.3)	5,969	5.8 (0.3)	6,066	4.1 (0.3)	5,827	3.0 (0.2)
고1	5,792	6.2 (0.4)	6,183	5.1 (0.3)	5,845	5.4 (0.3)	5,930	4.2 (0.3)	5,776	2.9 (0.3)	5,337	2.8 (0.3)
고2	5,851	4.8 (0.3)	6,554	4.4 (0.3)	6,094	4.6 (0.3)	6,270	3.9 (0.3)	6,143	2.7 (0.2)	5,336	2.2 (0.2)
고3	5,590	4.4 (0.3)	6,109	3.6 (0.3)	6,012	3.4 (0.2)	5,971	3.3 (0.2)	6,078	2.5 (0.2)	5,725	2.0 (0.2)
학교급												
중학교	17,614	7.4 (0.3)	18,924	6.9 (0.2)	18,014	6.4 (0.2)	17,609	7.3 (0.2)	17,593	4.5 (0.2)	16,441	3.7 (0.2)
고등학교	17,233	5.1 (0.2)	18,846	4.3 (0.2)	17,951	4.5 (0.2)	18,171	3.8 (0.2)	17,997	2.7 (0.1)	16,398	2.3 (0.1)

* 최근 12개월 동안 자살을 시도한 적이 있는 사람의 분율




(계속: 자살 시도율)

(단위: %)

구분	'16		'17		'18		'19		'20		'21	
	분석대상자수	분율(표준오차)	분석대상자수	분율(표준오차)	분석대상자수	분율(표준오차)	분석대상자수	분율(표준오차)	분석대상자수	분율(표준오차)	분석대상자수	분율(표준오차)
전체												
전체	65,528	2.4 (0.1)	62,276	2.6 (0.1)	60,040	3.1 (0.1)	57,303	3.0 (0.1)	54,948	2.0 (0.1)	54,848	2.2 (0.1)
학년												
중1	10,483	2.6 (0.2)	10,189	2.5 (0.2)	9,847	3.4 (0.2)	9,738	3.3 (0.2)	10,005	2.0 (0.2)	10,016	2.5 (0.2)
중2	10,517	2.7 (0.2)	10,377	3.4 (0.2)	10,092	3.7 (0.2)	9,665	3.6 (0.2)	9,564	1.9 (0.2)	10,235	2.5 (0.2)
중3	11,219	2.6 (0.2)	10,319	3.1 (0.2)	10,290	3.8 (0.2)	9,981	3.9 (0.2)	9,392	2.1 (0.1)	9,764	2.1 (0.1)
고1	11,355	2.2 (0.1)	10,165	1.9 (0.1)	9,260	2.7 (0.2)	9,273	2.6 (0.2)	8,907	1.7 (0.1)	8,461	2.0 (0.2)
고2	11,070	2.2 (0.1)	10,800	2.4 (0.2)	10,039	2.5 (0.2)	9,044	2.4 (0.2)	8,907	2.3 (0.2)	8,647	1.9 (0.1)
고3	10,884	2.1 (0.2)	10,426	2.3 (0.2)	10,512	2.6 (0.2)	9,602	2.1 (0.2)	8,173	2.1 (0.2)	7,725	2.2 (0.2)
학교급												
중학교	32,219	2.6 (0.1)	30,885	3.0 (0.1)	30,229	3.6 (0.1)	29,384	3.6 (0.1)	28,961	2.0 (0.1)	30,015	2.4 (0.1)
고등학교	33,309	2.2 (0.1)	31,391	2.2 (0.1)	29,811	2.6 (0.1)	27,919	2.4 (0.1)	25,987	2.0 (0.1)	24,833	2.0 (0.1)
남학생												
전체	33,803	2.0 (0.1)	31,624	2.0 (0.1)	30,463	2.2 (0.1)	29,841	1.9 (0.1)	28,353	1.4 (0.1)	28,401	1.5 (0.1)
학년												
중1	5,516	1.7 (0.2)	5,178	1.7 (0.2)	4,960	1.8 (0.2)	5,126	1.5 (0.2)	5,098	1.3 (0.2)	5,156	1.5 (0.2)
중2	5,466	1.9 (0.2)	5,272	2.4 (0.2)	5,137	2.5 (0.2)	5,039	2.3 (0.3)	4,823	1.4 (0.2)	5,326	1.8 (0.2)
중3	5,760	2.1 (0.2)	5,202	2.5 (0.2)	5,231	2.7 (0.2)	5,236	2.6 (0.2)	4,909	1.1 (0.1)	5,104	1.6 (0.2)
고1	5,861	2.1 (0.2)	5,069	1.4 (0.2)	4,805	1.6 (0.2)	4,782	1.8 (0.2)	4,602	1.1 (0.2)	4,456	1.4 (0.2)
고2	5,744	2.2 (0.2)	5,610	1.9 (0.2)	5,110	2.1 (0.2)	4,662	1.8 (0.2)	4,631	1.5 (0.2)	4,478	1.3 (0.2)
고3	5,456	2.2 (0.2)	5,293	2.1 (0.2)	5,220	2.4 (0.2)	4,996	1.7 (0.2)	4,290	1.6 (0.2)	3,881	1.5 (0.2)
학교급												
중학교	16,742	1.9 (0.1)	15,652	2.2 (0.1)	15,328	2.3 (0.1)	15,401	2.2 (0.1)	14,830	1.3 (0.1)	15,586	1.6 (0.1)
고등학교	17,061	2.2 (0.1)	15,972	1.8 (0.1)	15,135	2.1 (0.1)	14,440	1.7 (0.1)	13,523	1.4 (0.1)	12,815	1.4 (0.1)
여학생												
전체	31,725	2.7 (0.1)	30,652	3.2 (0.1)	29,577	4.1 (0.1)	27,462	4.0 (0.1)	26,595	2.7 (0.1)	26,447	2.9 (0.1)
학년												
중1	4,967	3.6 (0.3)	5,011	3.5 (0.3)	4,887	5.0 (0.3)	4,612	5.1 (0.3)	4,907	2.7 (0.3)	4,860	3.5 (0.3)
중2	5,051	3.5 (0.3)	5,105	4.5 (0.3)	4,955	5.0 (0.4)	4,626	5.0 (0.3)	4,741	2.4 (0.2)	4,909	3.2 (0.3)
중3	5,459	3.1 (0.3)	5,117	3.8 (0.3)	5,059	4.9 (0.3)	4,745	5.2 (0.3)	4,483	3.2 (0.3)	4,660	2.7 (0.2)
고1	5,494	2.3 (0.2)	5,096	2.4 (0.2)	4,455	4.0 (0.3)	4,491	3.4 (0.3)	4,305	2.2 (0.2)	4,005	2.7 (0.2)
고2	5,326	2.2 (0.2)	5,190	3.1 (0.3)	4,929	3.0 (0.3)	4,382	3.1 (0.3)	4,276	3.2 (0.3)	4,169	2.5 (0.2)
고3	5,428	2.0 (0.2)	5,133	2.5 (0.2)	5,292	2.9 (0.2)	4,606	2.7 (0.2)	3,883	2.8 (0.3)	3,844	3.0 (0.3)
학교급												
중학교	15,477	3.4 (0.2)	15,233	3.9 (0.2)	14,901	5.0 (0.2)	13,983	5.1 (0.2)	14,131	2.8 (0.1)	14,429	3.1 (0.2)
고등학교	16,248	2.2 (0.1)	15,419	2.7 (0.1)	14,676	3.2 (0.2)	13,479	3.0 (0.2)	12,464	2.7 (0.1)	12,018	2.7 (0.1)

결과표57. 주중 평균 수면시간

(단위: 시간)

구분	'10		'11		'12		'13		'14		'15	
	분석대상자수	평균(표준오차)	분석대상자수	평균(표준오차)	분석대상자수	평균(표준오차)	분석대상자수	평균(표준오차)	분석대상자수	평균(표준오차)	분석대상자수	평균(표준오차)
 전체												
전체	55,700	6.2 (0.0)	64,647	6.4 (0.0)	63,688	6.4 (0.0)	63,307	6.4 (0.0)	63,049	6.3 (0.0)	59,591	6.4 (0.0)
학년												
중1	9,007	7.3 (0.0)	10,450	7.4 (0.0)	10,206	7.4 (0.0)	10,248	7.5 (0.0)	9,828	7.4 (0.0)	9,007	7.5 (0.0)
중2	9,008	7.0 (0.0)	10,669	7.1 (0.0)	10,253	7.1 (0.0)	10,279	7.2 (0.0)	10,376	7.1 (0.0)	9,702	7.2 (0.0)
중3	9,403	6.6 (0.0)	10,842	6.7 (0.0)	10,603	6.8 (0.0)	10,547	6.9 (0.0)	10,530	6.8 (0.0)	10,356	6.9 (0.0)
고1	9,437	5.8 (0.0)	10,922	5.9 (0.0)	10,817	5.9 (0.0)	10,681	5.9 (0.0)	10,544	5.9 (0.0)	9,900	6.0 (0.0)
고2	9,655	5.7 (0.0)	11,027	5.7 (0.0)	10,883	5.8 (0.0)	10,630	5.8 (0.0)	10,948	5.7 (0.0)	10,073	5.8 (0.0)
고3	9,190	5.3 (0.0)	10,737	5.4 (0.0)	10,926	5.4 (0.0)	10,922	5.4 (0.0)	10,823	5.4 (0.0)	10,553	5.5 (0.0)
학교급												
중학교	27,418	7.0 (0.0)	31,961	7.1 (0.0)	31,062	7.1 (0.0)	31,074	7.2 (0.0)	30,734	7.1 (0.0)	29,065	7.2 (0.0)
고등학교	28,282	5.6 (0.0)	32,686	5.7 (0.0)	32,626	5.7 (0.0)	32,233	5.7 (0.0)	32,315	5.7 (0.0)	30,526	5.8 (0.0)
 남학생												
전체	28,893	6.4 (0.0)	31,866	6.5 (0.0)	32,318	6.6 (0.0)	31,616	6.6 (0.0)	31,343	6.6 (0.0)	30,372	6.6 (0.0)
학년												
중1	4,676	7.5 (0.0)	5,275	7.6 (0.0)	5,152	7.7 (0.0)	5,292	7.7 (0.0)	5,010	7.7 (0.0)	4,555	7.8 (0.0)
중2	4,760	7.3 (0.0)	5,203	7.3 (0.0)	5,203	7.4 (0.0)	5,226	7.4 (0.0)	5,241	7.4 (0.0)	5,036	7.5 (0.0)
중3	5,030	6.9 (0.0)	5,475	7.0 (0.0)	5,443	7.0 (0.0)	5,308	7.1 (0.0)	5,180	7.1 (0.0)	5,221	7.2 (0.0)
고1	4,882	6.0 (0.0)	5,476	6.1 (0.0)	5,654	6.1 (0.0)	5,367	6.1 (0.0)	5,322	6.1 (0.0)	5,102	6.2 (0.0)
고2	4,948	5.8 (0.0)	5,196	5.9 (0.0)	5,406	5.9 (0.0)	4,986	5.9 (0.0)	5,353	5.9 (0.0)	5,207	6.0 (0.0)
고3	4,597	5.4 (0.0)	5,241	5.5 (0.0)	5,460	5.6 (0.0)	5,437	5.5 (0.0)	5,237	5.5 (0.0)	5,251	5.7 (0.0)
학교급												
중학교	14,466	7.2 (0.0)	15,953	7.3 (0.0)	15,798	7.4 (0.0)	15,826	7.4 (0.0)	15,431	7.4 (0.0)	14,812	7.5 (0.0)
고등학교	14,427	5.7 (0.0)	15,913	5.8 (0.0)	16,520	5.9 (0.0)	15,790	5.8 (0.0)	15,912	5.8 (0.0)	15,560	6.0 (0.0)
 여학생												
전체	26,807	6.0 (0.0)	32,781	6.2 (0.0)	31,370	6.1 (0.0)	31,691	6.2 (0.0)	31,706	6.1 (0.0)	29,219	6.2 (0.0)
학년												
중1	4,331	7.0 (0.0)	5,175	7.1 (0.0)	5,054	7.2 (0.0)	4,956	7.2 (0.0)	4,818	7.2 (0.0)	4,452	7.2 (0.0)
중2	4,248	6.7 (0.0)	5,466	6.8 (0.0)	5,050	6.8 (0.0)	5,053	6.9 (0.0)	5,135	6.8 (0.0)	4,666	6.9 (0.0)
중3	4,373	6.3 (0.0)	5,367	6.5 (0.0)	5,160	6.5 (0.0)	5,239	6.6 (0.0)	5,350	6.5 (0.0)	5,135	6.6 (0.0)
고1	4,555	5.6 (0.0)	5,446	5.7 (0.0)	5,163	5.6 (0.0)	5,314	5.7 (0.0)	5,222	5.6 (0.0)	4,798	5.7 (0.0)
고2	4,707	5.5 (0.0)	5,831	5.6 (0.0)	5,477	5.6 (0.0)	5,644	5.7 (0.0)	5,595	5.6 (0.0)	4,866	5.6 (0.0)
고3	4,593	5.2 (0.0)	5,496	5.3 (0.0)	5,466	5.3 (0.0)	5,485	5.3 (0.0)	5,586	5.3 (0.0)	5,302	5.4 (0.0)
학교급												
중학교	12,952	6.7 (0.0)	16,008	6.8 (0.0)	15,264	6.8 (0.0)	15,248	6.9 (0.0)	15,303	6.8 (0.0)	14,253	6.9 (0.0)
고등학교	13,855	5.4 (0.0)	16,773	5.5 (0.0)	16,106	5.5 (0.0)	16,443	5.6 (0.0)	16,403	5.5 (0.0)	14,966	5.6 (0.0)

* 지난주 주중(월~금) 수면시간의 평균

(계속: 주중 평균 수면시간)

(단위: 시간)

구분	'16		'17		'18		'19		'20		'21	
	분석대상자수	평균(표준오차)	분석대상자수	평균(표준오차)	분석대상자수	평균(표준오차)	분석대상자수	평균(표준오차)	분석대상자수	평균(표준오차)	분석대상자수	평균(표준오차)
전체												
전체	57,580	6.3 (0.0)	54,766	6.3 (0.0)	52,928	6.2 (0.0)	51,651	6.3 (0.0)	46,475	6.2 (0.0)	49,553	6.2 (0.0)
학년												
중1	8,877	7.4 (0.0)	8,677	7.4 (0.0)	8,471	7.5 (0.0)	8,702	7.5 (0.0)	8,595	7.3 (0.0)	9,087	7.1 (0.0)
중2	8,954	7.1 (0.0)	8,860	7.0 (0.0)	8,708	7.0 (0.0)	8,543	7.0 (0.0)	7,908	6.8 (0.0)	9,264	6.7 (0.0)
중3	9,685	6.8 (0.0)	8,965	6.7 (0.0)	8,939	6.6 (0.0)	8,977	6.6 (0.0)	7,641	6.5 (0.0)	8,776	6.3 (0.0)
고1	10,150	5.8 (0.0)	9,099	5.8 (0.0)	8,313	5.8 (0.0)	8,414	5.7 (0.0)	7,529	5.7 (0.0)	7,719	5.7 (0.0)
고2	9,985	5.8 (0.0)	9,691	5.7 (0.0)	9,021	5.7 (0.0)	8,232	5.6 (0.0)	7,535	5.6 (0.0)	7,746	5.6 (0.0)
고3	9,929	5.5 (0.0)	9,474	5.5 (0.0)	9,476	5.4 (0.0)	8,783	5.5 (0.0)	7,267	5.5 (0.0)	6,961	5.6 (0.0)
학교급												
중학교	27,516	7.1 (0.0)	26,502	7.0 (0.0)	26,118	7.0 (0.0)	26,222	7.0 (0.0)	24,144	6.9 (0.0)	27,127	6.7 (0.0)
고등학교	30,064	5.7 (0.0)	28,264	5.7 (0.0)	26,810	5.6 (0.0)	25,429	5.6 (0.0)	22,331	5.6 (0.0)	22,426	5.6 (0.0)
남학생												
전체	29,188	6.6 (0.0)	27,312	6.5 (0.0)	26,362	6.5 (0.0)	26,590	6.6 (0.0)	24,157	6.5 (0.0)	25,568	6.4 (0.0)
학년												
중1	4,549	7.7 (0.0)	4,315	7.7 (0.0)	4,133	7.8 (0.0)	4,508	7.8 (0.0)	4,393	7.6 (0.0)	4,622	7.5 (0.0)
중2	4,521	7.4 (0.0)	4,379	7.3 (0.0)	4,326	7.4 (0.0)	4,351	7.4 (0.0)	4,008	7.1 (0.0)	4,794	7.0 (0.0)
중3	4,862	7.1 (0.0)	4,389	7.0 (0.0)	4,472	7.0 (0.0)	4,631	6.9 (0.0)	4,051	6.8 (0.0)	4,562	6.6 (0.0)
고1	5,166	6.1 (0.0)	4,463	6.1 (0.0)	4,250	6.0 (0.0)	4,316	6.0 (0.0)	3,955	6.0 (0.0)	4,075	5.9 (0.0)
고2	5,132	6.0 (0.0)	5,005	5.9 (0.0)	4,530	5.9 (0.0)	4,210	5.9 (0.0)	3,944	5.8 (0.0)	4,019	5.8 (0.0)
고3	4,958	5.6 (0.0)	4,761	5.6 (0.0)	4,651	5.6 (0.0)	4,574	5.7 (0.0)	3,806	5.6 (0.0)	3,496	5.7 (0.0)
학교급												
중학교	13,932	7.4 (0.0)	13,083	7.3 (0.0)	12,931	7.3 (0.0)	13,490	7.4 (0.0)	12,452	7.2 (0.0)	13,978	7.0 (0.0)
고등학교	15,256	5.9 (0.0)	14,229	5.9 (0.0)	13,431	5.8 (0.0)	13,100	5.8 (0.0)	11,705	5.8 (0.0)	11,590	5.8 (0.0)
여학생												
전체	28,392	6.0 (0.0)	27,454	6.0 (0.0)	26,566	6.0 (0.0)	25,061	6.0 (0.0)	22,318	5.9 (0.0)	23,985	5.9 (0.0)
학년												
중1	4,328	7.1 (0.0)	4,362	7.1 (0.0)	4,338	7.2 (0.0)	4,194	7.2 (0.0)	4,202	6.9 (0.0)	4,465	6.8 (0.0)
중2	4,433	6.7 (0.0)	4,481	6.7 (0.0)	4,382	6.6 (0.0)	4,192	6.6 (0.0)	3,900	6.4 (0.0)	4,470	6.3 (0.0)
중3	4,823	6.4 (0.0)	4,576	6.4 (0.0)	4,467	6.3 (0.0)	4,346	6.3 (0.0)	3,590	6.2 (0.0)	4,214	6.0 (0.0)
고1	4,984	5.5 (0.0)	4,636	5.5 (0.0)	4,063	5.5 (0.0)	4,098	5.4 (0.0)	3,574	5.4 (0.0)	3,644	5.4 (0.0)
고2	4,853	5.5 (0.0)	4,686	5.5 (0.0)	4,491	5.4 (0.0)	4,022	5.4 (0.0)	3,591	5.3 (0.0)	3,727	5.3 (0.0)
고3	4,971	5.3 (0.0)	4,713	5.3 (0.0)	4,825	5.3 (0.0)	4,209	5.3 (0.0)	3,461	5.3 (0.0)	3,465	5.4 (0.0)
학교급												
중학교	13,584	6.7 (0.0)	13,419	6.7 (0.0)	13,187	6.7 (0.0)	12,732	6.7 (0.0)	11,692	6.5 (0.0)	13,149	6.4 (0.0)
고등학교	14,808	5.5 (0.0)	14,035	5.5 (0.0)	13,379	5.4 (0.0)	12,329	5.4 (0.0)	10,626	5.3 (0.0)	10,836	5.4 (0.0)

결과표58. 주관적 수면 충족률

(단위: %)

구분	'10		'11		'12		'13		'14		'15	
	분석대상자수	분율(표준오차)	분석대상자수	분율(표준오차)	분석대상자수	분율(표준오차)	분석대상자수	분율(표준오차)	분석대상자수	분율(표준오차)	분석대상자수	분율(표준오차)
전체												
전체	73,238	27.5 (0.3)	75,643	29.9 (0.2)	74,186	28.5 (0.3)	72,435	25.5 (0.3)	72,060	26.4 (0.3)	68,043	28.0 (0.3)
학년												
중1	12,468	34.5 (0.5)	12,728	38.8 (0.5)	12,362	40.3 (0.5)	12,199	38.3 (0.6)	11,661	40.0 (0.6)	10,786	43.1 (0.5)
중2	12,499	33.0 (0.6)	12,903	34.7 (0.5)	12,384	35.5 (0.5)	12,113	32.0 (0.5)	12,275	34.7 (0.5)	11,442	38.3 (0.6)
중3	12,603	29.5 (0.5)	12,843	33.2 (0.5)	12,551	30.5 (0.6)	12,218	28.0 (0.5)	12,220	29.5 (0.5)	12,071	32.6 (0.5)
고1	12,021	21.3 (0.6)	12,569	24.4 (0.5)	12,451	21.2 (0.5)	12,028	17.4 (0.5)	11,824	18.2 (0.5)	11,122	19.5 (0.5)
고2	12,124	23.4 (0.5)	12,508	23.3 (0.4)	12,315	23.3 (0.5)	11,865	19.5 (0.4)	12,152	19.0 (0.4)	11,113	20.4 (0.5)
고3	11,523	23.2 (0.5)	12,092	25.2 (0.5)	12,123	21.1 (0.5)	12,012	19.0 (0.4)	11,928	19.3 (0.4)	11,509	18.5 (0.4)
학교급												
중학교	37,570	32.3 (0.4)	38,474	35.5 (0.3)	37,297	35.3 (0.4)	36,530	32.8 (0.4)	36,156	34.5 (0.4)	34,299	37.6 (0.4)
고등학교	35,668	22.6 (0.3)	37,169	24.3 (0.3)	36,889	21.9 (0.3)	35,905	18.7 (0.3)	35,904	18.8 (0.3)	33,744	19.5 (0.3)
남학생												
전체	38,391	31.5 (0.4)	37,873	34.5 (0.3)	38,221	33.2 (0.4)	36,655	30.4 (0.4)	36,470	31.8 (0.4)	35,204	33.3 (0.4)
학년												
중1	6,519	39.9 (0.7)	6,548	45.8 (0.7)	6,364	47.0 (0.7)	6,411	45.5 (0.7)	6,078	47.8 (0.7)	5,576	50.3 (0.7)
중2	6,620	39.4 (0.7)	6,413	41.5 (0.7)	6,394	42.1 (0.7)	6,261	39.0 (0.7)	6,331	43.4 (0.7)	6,038	46.5 (0.8)
중3	6,817	33.8 (0.7)	6,589	39.1 (0.6)	6,525	36.0 (0.7)	6,249	34.5 (0.7)	6,154	35.9 (0.7)	6,244	39.2 (0.7)
고1	6,229	24.6 (0.8)	6,386	28.0 (0.6)	6,606	25.0 (0.6)	6,098	21.6 (0.6)	6,048	22.9 (0.6)	5,785	23.6 (0.6)
고2	6,273	27.0 (0.8)	5,954	25.9 (0.6)	6,221	26.8 (0.7)	5,595	22.4 (0.6)	6,009	22.0 (0.6)	5,777	24.2 (0.7)
고3	5,933	24.8 (0.7)	5,983	27.6 (0.7)	6,111	23.9 (0.6)	6,041	21.2 (0.6)	5,850	21.6 (0.6)	5,784	21.1 (0.5)
학교급												
중학교	19,956	37.6 (0.5)	19,550	42.0 (0.4)	19,283	41.6 (0.4)	18,921	39.6 (0.4)	18,563	42.2 (0.4)	17,858	44.9 (0.4)
고등학교	18,435	25.5 (0.5)	18,323	27.2 (0.4)	18,938	25.3 (0.4)	17,734	21.7 (0.4)	17,907	22.2 (0.4)	17,346	23.0 (0.4)
여학생												
전체	34,847	22.9 (0.4)	37,770	24.7 (0.3)	35,965	23.2 (0.3)	35,780	20.1 (0.3)	35,590	20.5 (0.3)	32,839	22.2 (0.4)
학년												
중1	5,949	28.6 (0.8)	6,180	31.2 (0.6)	5,998	33.1 (0.7)	5,788	30.4 (0.7)	5,583	31.4 (0.7)	5,210	35.3 (0.7)
중2	5,879	25.9 (0.9)	6,490	27.4 (0.6)	5,990	28.2 (0.7)	5,852	24.4 (0.6)	5,944	25.2 (0.6)	5,404	29.4 (0.7)
중3	5,786	24.7 (0.7)	6,254	26.7 (0.6)	6,026	24.5 (0.7)	5,969	20.9 (0.6)	6,066	22.5 (0.6)	5,827	25.2 (0.6)
고1	5,792	17.4 (0.7)	6,183	20.4 (0.6)	5,845	16.9 (0.6)	5,930	12.9 (0.6)	5,776	13.1 (0.5)	5,337	15.0 (0.6)
고2	5,851	19.3 (0.6)	6,554	20.4 (0.6)	6,094	19.4 (0.6)	6,270	16.4 (0.5)	6,143	15.8 (0.5)	5,336	16.3 (0.6)
고3	5,590	21.5 (0.8)	6,109	22.5 (0.7)	6,012	17.9 (0.5)	5,971	16.7 (0.6)	6,078	16.7 (0.5)	5,725	15.7 (0.5)
학교급												
중학교	17,614	26.4 (0.6)	18,924	28.4 (0.4)	18,014	28.5 (0.4)	17,609	25.2 (0.4)	17,593	26.2 (0.4)	16,441	29.5 (0.4)
고등학교	17,233	19.4 (0.4)	18,846	21.1 (0.4)	17,951	18.1 (0.4)	18,171	15.3 (0.3)	17,997	15.2 (0.3)	16,398	15.6 (0.4)

* 최근 7일 동안 잠을 잔 시간이 피로회복에 '매우 충분' 또는 '충분'하다고 생각하는 사람의 분율

(계속: 주관적 수면 총족률)

(단위: %)

구분	'16		'17		'18		'19		'20		'21	
	분석대상자수	분율(표준오차)	분석대상자수	분율(표준오차)	분석대상자수	분율(표준오차)	분석대상자수	분율(표준오차)	분석대상자수	분율(표준오차)	분석대상자수	분율(표준오차)
전체												
전체	65,528	25.9 (0.3)	62,276	25.1 (0.3)	60,040	23.0 (0.3)	57,303	21.4 (0.2)	54,948	30.3 (0.3)	54,848	22.9 (0.2)
학년												
중1	10,483	39.8 (0.6)	10,189	40.4 (0.6)	9,847	38.3 (0.6)	9,738	34.3 (0.5)	10,005	41.1 (0.6)	10,016	32.4 (0.6)
중2	10,517	34.8 (0.6)	10,377	32.5 (0.5)	10,092	30.1 (0.6)	9,665	26.0 (0.6)	9,564	34.7 (0.6)	10,235	27.0 (0.5)
중3	11,219	29.8 (0.5)	10,319	28.9 (0.5)	10,290	25.3 (0.5)	9,981	22.4 (0.5)	9,392	30.6 (0.6)	9,764	22.3 (0.5)
고1	11,355	18.0 (0.5)	10,165	17.8 (0.5)	9,260	16.2 (0.5)	9,273	15.2 (0.5)	8,907	25.1 (0.5)	8,461	16.9 (0.4)
고2	11,070	19.5 (0.5)	10,800	18.2 (0.4)	10,039	16.5 (0.5)	9,044	15.9 (0.5)	8,907	26.1 (0.5)	8,647	17.4 (0.5)
고3	10,884	18.3 (0.5)	10,426	17.7 (0.4)	10,512	15.8 (0.4)	9,602	16.1 (0.4)	8,173	23.7 (0.6)	7,725	20.4 (0.5)
학교급												
중학교	32,219	34.6 (0.4)	30,885	33.9 (0.4)	30,229	31.0 (0.4)	29,384	27.5 (0.4)	28,961	35.7 (0.4)	30,015	27.3 (0.3)
고등학교	33,309	18.6 (0.4)	31,391	17.9 (0.3)	29,811	16.1 (0.3)	27,919	15.7 (0.3)	25,987	25.0 (0.4)	24,833	18.3 (0.3)
남학생												
전체	33,803	32.1 (0.4)	31,624	31.0 (0.4)	30,463	28.7 (0.4)	29,841	26.9 (0.4)	28,353	34.7 (0.4)	28,401	27.8 (0.3)
학년												
중1	5,516	48.2 (0.7)	5,178	49.0 (0.8)	4,960	47.2 (0.8)	5,126	42.9 (0.7)	5,098	48.7 (0.8)	5,156	40.3 (0.8)
중2	5,466	43.8 (0.8)	5,272	40.4 (0.7)	5,137	38.2 (0.8)	5,039	33.6 (0.8)	4,823	41.0 (0.8)	5,326	33.8 (0.7)
중3	5,760	37.4 (0.7)	5,202	36.0 (0.7)	5,231	31.6 (0.7)	5,236	29.0 (0.6)	4,909	35.8 (0.7)	5,104	27.3 (0.7)
고1	5,861	23.0 (0.6)	5,069	23.0 (0.7)	4,805	20.5 (0.8)	4,782	19.6 (0.7)	4,602	28.7 (0.8)	4,456	20.2 (0.6)
고2	5,744	24.8 (0.7)	5,610	22.5 (0.6)	5,110	20.6 (0.7)	4,662	19.4 (0.7)	4,631	28.7 (0.7)	4,478	21.2 (0.6)
고3	5,456	21.8 (0.7)	5,293	21.1 (0.7)	5,220	19.2 (0.6)	4,996	19.1 (0.6)	4,290	25.0 (0.8)	3,881	23.3 (0.7)
학교급												
중학교	16,742	42.9 (0.5)	15,652	41.8 (0.4)	15,328	38.7 (0.5)	15,401	35.1 (0.4)	14,830	42.1 (0.5)	15,586	33.9 (0.4)
고등학교	17,061	23.2 (0.5)	15,972	22.2 (0.4)	15,135	20.0 (0.5)	14,440	19.4 (0.4)	13,523	27.5 (0.5)	12,815	21.6 (0.4)
여학생												
전체	31,725	19.0 (0.3)	30,652	18.7 (0.3)	29,577	16.9 (0.3)	27,462	15.4 (0.3)	26,595	25.6 (0.3)	26,447	17.6 (0.3)
학년												
중1	4,967	30.7 (0.7)	5,011	31.0 (0.8)	4,887	28.8 (0.7)	4,612	25.0 (0.6)	4,907	33.0 (0.8)	4,860	24.2 (0.7)
중2	5,051	24.9 (0.6)	5,105	24.0 (0.6)	4,955	21.5 (0.6)	4,626	17.8 (0.6)	4,741	27.8 (0.8)	4,909	19.9 (0.6)
중3	5,459	21.5 (0.6)	5,117	21.0 (0.6)	5,059	18.4 (0.6)	4,745	15.4 (0.6)	4,483	25.1 (0.8)	4,660	17.1 (0.6)
고1	5,494	12.5 (0.6)	5,096	12.1 (0.5)	4,455	11.5 (0.5)	4,491	10.3 (0.5)	4,305	21.3 (0.7)	4,005	13.4 (0.5)
고2	5,326	13.7 (0.5)	5,190	13.5 (0.5)	4,929	12.0 (0.5)	4,382	12.1 (0.6)	4,276	23.4 (0.8)	4,169	13.3 (0.5)
고3	5,428	14.4 (0.5)	5,133	14.1 (0.5)	5,292	12.1 (0.5)	4,606	12.9 (0.5)	3,883	22.2 (0.7)	3,844	17.3 (0.7)
학교급												
중학교	15,477	25.6 (0.4)	15,233	25.3 (0.4)	14,901	22.7 (0.4)	13,983	19.4 (0.4)	14,131	28.9 (0.5)	14,429	20.4 (0.4)
고등학교	16,248	13.5 (0.3)	15,419	13.2 (0.3)	14,676	11.9 (0.3)	13,479	11.8 (0.3)	12,464	22.3 (0.4)	12,018	14.7 (0.4)

결과표59. 외로움 경험률

(단위: %)

구분	'16		'17		'18		'19		'20		'21	
	분석대상자수	분율(표준오차)	분석대상자수	분율(표준오차)	분석대상자수	분율(표준오차)	분석대상자수	분율(표준오차)	분석대상자수	분율(표준오차)	분석대상자수	분율(표준오차)
전체												
전체	-	---	-	---	-	---	-	---	54,948	14.1 (0.2)	54,848	16.0 (0.2)
학년												
중1	-	---	-	---	-	---	-	---	10,005	11.8 (0.4)	10,016	13.7 (0.4)
중2	-	---	-	---	-	---	-	---	9,564	13.0 (0.4)	10,235	15.2 (0.4)
중3	-	---	-	---	-	---	-	---	9,392	13.8 (0.4)	9,764	16.4 (0.5)
고1	-	---	-	---	-	---	-	---	8,907	14.8 (0.5)	8,461	17.2 (0.5)
고2	-	---	-	---	-	---	-	---	8,907	15.7 (0.4)	8,647	17.4 (0.5)
고3	-	---	-	---	-	---	-	---	8,173	15.7 (0.4)	7,725	16.3 (0.4)
학교급												
중학교	-	---	-	---	-	---	-	---	28,961	12.8 (0.3)	30,015	15.1 (0.3)
고등학교	-	---	-	---	-	---	-	---	25,987	15.4 (0.3)	24,833	17.0 (0.3)
남학생												
전체	-	---	-	---	-	---	-	---	28,353	10.5 (0.2)	28,401	12.3 (0.2)
학년												
중1	-	---	-	---	-	---	-	---	5,098	6.8 (0.3)	5,156	8.5 (0.4)
중2	-	---	-	---	-	---	-	---	4,823	8.4 (0.4)	5,326	10.6 (0.4)
중3	-	---	-	---	-	---	-	---	4,909	9.7 (0.5)	5,104	12.3 (0.5)
고1	-	---	-	---	-	---	-	---	4,602	11.9 (0.6)	4,456	13.0 (0.6)
고2	-	---	-	---	-	---	-	---	4,631	12.3 (0.5)	4,478	14.7 (0.6)
고3	-	---	-	---	-	---	-	---	4,290	13.8 (0.5)	3,881	14.8 (0.6)
학교급												
중학교	-	---	-	---	-	---	-	---	14,830	8.2 (0.2)	15,586	10.4 (0.3)
고등학교	-	---	-	---	-	---	-	---	13,523	12.6 (0.3)	12,815	14.2 (0.4)
여학생												
전체	-	---	-	---	-	---	-	---	26,595	18.0 (0.3)	26,447	19.9 (0.3)
학년												
중1	-	---	-	---	-	---	-	---	4,907	17.0 (0.6)	4,860	19.2 (0.6)
중2	-	---	-	---	-	---	-	---	4,741	17.9 (0.7)	4,909	20.1 (0.6)
중3	-	---	-	---	-	---	-	---	4,483	18.1 (0.6)	4,660	20.7 (0.6)
고1	-	---	-	---	-	---	-	---	4,305	17.9 (0.7)	4,005	21.7 (0.7)
고2	-	---	-	---	-	---	-	---	4,276	19.4 (0.6)	4,169	20.3 (0.7)
고3	-	---	-	---	-	---	-	---	3,883	17.9 (0.6)	3,844	17.9 (0.6)
학교급												
중학교	-	---	-	---	-	---	-	---	14,131	17.7 (0.4)	14,429	20.0 (0.4)
고등학교	-	---	-	---	-	---	-	---	12,464	18.4 (0.4)	12,018	19.9 (0.4)

* 최근 12개월 동안 '자주' 또는 '항상' 외로움을 느낀 사람의 분율

결과표60. 중등도 이상 범불안장애 경험률

(단위: %)

구분	'16		'17		'18		'19		'20		'21	
	분석대상자수	분율(표준오차)	분석대상자수	분율(표준오차)	분석대상자수	분율(표준오차)	분석대상자수	분율(표준오차)	분석대상자수	분율(표준오차)	분석대상자수	분율(표준오차)
전체												
전체	-	---	-	---	-	---	-	---	54,948	11.2 (0.2)	54,848	12.3 (0.2)
학년												
중1	-	---	-	---	-	---	-	---	10,005	9.0 (0.4)	10,016	10.8 (0.4)
중2	-	---	-	---	-	---	-	---	9,564	10.4 (0.4)	10,235	11.9 (0.3)
중3	-	---	-	---	-	---	-	---	9,392	11.1 (0.4)	9,764	13.0 (0.4)
고1	-	---	-	---	-	---	-	---	8,907	10.6 (0.4)	8,461	12.1 (0.5)
고2	-	---	-	---	-	---	-	---	8,907	12.2 (0.4)	8,647	11.9 (0.4)
고3	-	---	-	---	-	---	-	---	8,173	14.2 (0.4)	7,725	14.4 (0.4)
학교급												
중학교	-	---	-	---	-	---	-	---	28,961	10.1 (0.2)	30,015	11.9 (0.2)
고등학교	-	---	-	---	-	---	-	---	25,987	12.3 (0.3)	24,833	12.8 (0.3)
남학생												
전체	-	---	-	---	-	---	-	---	28,353	8.0 (0.2)	28,401	9.3 (0.2)
학년												
중1	-	---	-	---	-	---	-	---	5,098	6.2 (0.4)	5,156	7.8 (0.4)
중2	-	---	-	---	-	---	-	---	4,823	6.5 (0.4)	5,326	9.0 (0.4)
중3	-	---	-	---	-	---	-	---	4,909	7.0 (0.4)	5,104	9.7 (0.5)
고1	-	---	-	---	-	---	-	---	4,602	7.8 (0.5)	4,456	9.0 (0.5)
고2	-	---	-	---	-	---	-	---	4,631	9.0 (0.4)	4,478	9.1 (0.5)
고3	-	---	-	---	-	---	-	---	4,290	11.4 (0.5)	3,881	11.3 (0.5)
학교급												
중학교	-	---	-	---	-	---	-	---	14,830	6.6 (0.2)	15,586	8.8 (0.3)
고등학교	-	---	-	---	-	---	-	---	13,523	9.4 (0.3)	12,815	9.8 (0.3)
여학생												
전체	-	---	-	---	-	---	-	---	26,595	14.7 (0.3)	26,447	15.6 (0.3)
학년												
중1	-	---	-	---	-	---	-	---	4,907	11.9 (0.6)	4,860	13.9 (0.5)
중2	-	---	-	---	-	---	-	---	4,741	14.5 (0.6)	4,909	15.0 (0.5)
중3	-	---	-	---	-	---	-	---	4,483	15.4 (0.6)	4,660	16.6 (0.6)
고1	-	---	-	---	-	---	-	---	4,305	13.5 (0.6)	4,005	15.4 (0.7)
고2	-	---	-	---	-	---	-	---	4,276	15.8 (0.7)	4,169	15.0 (0.6)
고3	-	---	-	---	-	---	-	---	3,883	17.3 (0.7)	3,844	17.8 (0.7)
학교급												
중학교	-	---	-	---	-	---	-	---	14,131	13.9 (0.4)	14,429	15.2 (0.3)
고등학교	-	---	-	---	-	---	-	---	12,464	15.5 (0.4)	12,018	16.1 (0.4)

* 범불안장애 선별도구(GAD-7) 총점 21점 중 10점(중등도 불안)이상인 사람의 분율

결과표61. 앞좌석 안전벨트 미착용률

(단위: %)

구분	'10		'11		'12		'13		'14		'15	
	분석대상자수	분율(표준오차)	분석대상자수	분율(표준오차)	분석대상자수	분율(표준오차)	분석대상자수	분율(표준오차)	분석대상자수	분율(표준오차)	분석대상자수	분율(표준오차)
전체												
전체	65,276	34.5 (0.3)	67,729	32.0 (0.3)	66,966	33.6 (0.3)	64,830	34.1 (0.3)	64,536	31.3 (0.3)	60,521	27.0 (0.3)
학년												
중1	11,072	29.4 (0.5)	11,258	26.7 (0.5)	11,036	27.9 (0.6)	10,854	28.7 (0.5)	10,301	27.0 (0.5)	9,425	21.7 (0.5)
중2	11,009	32.3 (0.6)	11,414	29.5 (0.5)	11,116	31.1 (0.5)	10,822	31.4 (0.6)	10,969	28.3 (0.6)	10,055	23.7 (0.5)
중3	11,143	34.9 (0.6)	11,451	30.4 (0.5)	11,301	32.8 (0.5)	10,938	33.5 (0.6)	10,865	29.8 (0.5)	10,701	25.8 (0.5)
고1	10,860	35.5 (0.7)	11,448	34.4 (0.5)	11,339	35.1 (0.6)	10,872	35.9 (0.6)	10,710	33.4 (0.6)	9,999	28.3 (0.6)
고2	10,948	35.8 (0.6)	11,316	34.7 (0.6)	11,223	36.0 (0.6)	10,652	36.7 (0.6)	10,935	33.9 (0.5)	10,016	29.1 (0.5)
고3	10,244	39.2 (0.7)	10,842	35.6 (0.6)	10,951	37.8 (0.6)	10,692	37.7 (0.5)	10,756	34.6 (0.5)	10,325	31.3 (0.6)
학교급												
중학교	33,224	32.2 (0.4)	34,123	28.9 (0.3)	33,453	30.7 (0.4)	32,614	31.2 (0.4)	32,135	28.4 (0.4)	30,181	23.9 (0.3)
고등학교	32,052	36.8 (0.4)	33,606	34.9 (0.4)	33,513	36.3 (0.4)	32,216	36.8 (0.4)	32,401	34.0 (0.4)	30,340	29.6 (0.4)
남학생												
전체	34,431	33.6 (0.4)	34,051	31.5 (0.3)	34,684	33.5 (0.4)	33,119	34.1 (0.4)	32,800	31.2 (0.4)	31,485	27.3 (0.4)
학년												
중1	5,814	28.5 (0.7)	5,818	25.7 (0.7)	5,688	27.3 (0.7)	5,720	28.0 (0.7)	5,371	25.7 (0.6)	4,891	20.7 (0.6)
중2	5,847	31.2 (0.8)	5,678	28.5 (0.7)	5,742	29.6 (0.7)	5,597	30.8 (0.7)	5,663	27.9 (0.8)	5,335	22.7 (0.7)
중3	6,079	33.5 (0.8)	5,886	28.8 (0.7)	5,922	32.1 (0.7)	5,650	32.9 (0.7)	5,505	30.1 (0.7)	5,565	26.9 (0.7)
고1	5,691	33.7 (0.9)	5,844	34.0 (0.7)	6,035	36.0 (0.8)	5,582	37.0 (0.8)	5,528	34.3 (0.8)	5,211	29.1 (0.8)
고2	5,705	35.1 (0.9)	5,451	35.3 (0.8)	5,721	36.8 (0.8)	5,114	36.8 (0.9)	5,445	33.6 (0.8)	5,241	29.9 (0.8)
고3	5,295	39.5 (1.0)	5,374	35.9 (0.8)	5,576	38.4 (0.9)	5,456	38.3 (0.8)	5,288	34.7 (0.8)	5,242	32.0 (0.8)
학교급												
중학교	17,740	31.1 (0.5)	17,382	27.7 (0.4)	17,352	29.7 (0.5)	16,967	30.6 (0.5)	16,539	28.0 (0.5)	15,791	23.7 (0.4)
고등학교	16,691	36.0 (0.6)	16,669	35.1 (0.5)	17,332	37.1 (0.6)	16,152	37.4 (0.6)	16,261	34.2 (0.6)	15,694	30.3 (0.6)
여학생												
전체	30,845	35.6 (0.4)	33,678	32.5 (0.4)	32,282	33.6 (0.4)	31,711	34.0 (0.4)	31,736	31.4 (0.4)	29,036	26.7 (0.4)
학년												
중1	5,258	30.3 (0.7)	5,440	27.8 (0.7)	5,348	28.7 (0.7)	5,134	29.5 (0.7)	4,930	28.5 (0.8)	4,534	22.8 (0.7)
중2	5,162	33.5 (1.0)	5,736	30.6 (0.8)	5,374	32.8 (0.7)	5,225	32.0 (0.8)	5,306	28.7 (0.7)	4,720	24.9 (0.7)
중3	5,064	36.5 (0.9)	5,565	32.2 (0.7)	5,379	33.5 (0.8)	5,288	34.2 (0.8)	5,360	29.5 (0.7)	5,136	24.6 (0.7)
고1	5,169	37.6 (1.1)	5,604	34.8 (0.8)	5,304	34.1 (0.8)	5,290	34.7 (0.8)	5,182	32.4 (0.9)	4,788	27.5 (0.9)
고2	5,243	36.5 (0.8)	5,865	34.0 (0.8)	5,502	35.2 (0.8)	5,538	36.6 (0.8)	5,490	34.3 (0.8)	4,775	28.3 (0.8)
고3	4,949	38.9 (1.0)	5,468	35.2 (0.8)	5,375	37.1 (0.8)	5,236	37.1 (0.7)	5,468	34.5 (0.7)	5,083	30.6 (0.7)
학교급												
중학교	15,484	33.5 (0.6)	16,741	30.2 (0.5)	16,101	31.7 (0.5)	15,647	31.9 (0.6)	15,596	28.9 (0.5)	14,390	24.2 (0.4)
고등학교	15,361	37.7 (0.6)	16,937	34.7 (0.6)	16,181	35.5 (0.6)	16,064	36.1 (0.5)	16,140	33.7 (0.6)	14,646	28.8 (0.5)

* 승용차나 택시 앞좌석 탑승 경험자 중에서 안전벨트를 '가끔 매는 편' 또는 '전혀 매지 않는' 사람의 분율

(계속: 앞좌석 안전벨트 미착용률)

(단위: %)

구분	'16		'17		'18		'19		'20		'21	
	분석대상자수	분율(표준오차)	분석대상자수	분율(표준오차)	분석대상자수	분율(표준오차)	분석대상자수	분율(표준오차)	분석대상자수	분율(표준오차)	분석대상자수	분율(표준오차)
전체												
전체	58,601	22.5 (0.3)	55,823	19.3 (0.2)	54,715	16.8 (0.2)	53,449	14.0 (0.2)	49,915	11.3 (0.2)	50,060	11.8 (0.2)
학년												
중1	9,194	18.3 (0.5)	9,061	15.9 (0.5)	8,862	13.9 (0.4)	8,990	11.6 (0.4)	8,884	10.6 (0.4)	8,902	11.5 (0.4)
중2	9,327	19.5 (0.4)	9,219	17.8 (0.5)	9,093	16.1 (0.4)	8,952	14.1 (0.5)	8,556	11.7 (0.4)	9,273	12.1 (0.4)
중3	10,022	21.7 (0.4)	9,234	18.6 (0.5)	9,323	17.4 (0.4)	9,269	14.6 (0.4)	8,527	11.4 (0.4)	8,933	11.7 (0.4)
고1	10,245	22.6 (0.5)	9,180	20.7 (0.5)	8,520	17.1 (0.4)	8,755	14.7 (0.4)	8,216	11.3 (0.4)	7,794	12.2 (0.3)
고2	10,019	25.1 (0.6)	9,709	20.3 (0.4)	9,265	17.1 (0.4)	8,522	14.5 (0.4)	8,217	11.6 (0.4)	7,994	12.6 (0.4)
고3	9,794	25.9 (0.5)	9,420	21.6 (0.5)	9,652	18.6 (0.4)	8,961	14.5 (0.4)	7,515	11.4 (0.4)	7,164	10.8 (0.4)
학교급												
중학교	28,543	19.9 (0.3)	27,514	17.4 (0.3)	27,278	15.9 (0.3)	27,211	13.5 (0.3)	25,967	11.2 (0.3)	27,108	11.8 (0.3)
고등학교	30,058	24.5 (0.4)	28,309	20.9 (0.3)	27,437	17.7 (0.3)	26,238	14.6 (0.3)	23,948	11.4 (0.2)	22,952	11.8 (0.2)
남학생												
전체	30,519	22.9 (0.3)	28,366	19.3 (0.3)	28,044	16.4 (0.3)	27,882	14.1 (0.3)	25,700	11.7 (0.2)	25,917	11.8 (0.2)
학년												
중1	4,898	19.0 (0.6)	4,607	15.8 (0.6)	4,498	13.8 (0.6)	4,731	11.5 (0.5)	4,487	11.5 (0.6)	4,553	12.2 (0.6)
중2	4,886	19.2 (0.6)	4,677	19.0 (0.7)	4,671	15.3 (0.5)	4,678	14.4 (0.6)	4,267	12.6 (0.6)	4,817	12.7 (0.5)
중3	5,189	22.3 (0.6)	4,652	18.9 (0.7)	4,808	17.8 (0.6)	4,893	15.1 (0.6)	4,442	11.6 (0.5)	4,666	12.0 (0.6)
고1	5,362	23.1 (0.7)	4,583	20.0 (0.6)	4,465	17.0 (0.6)	4,508	15.2 (0.6)	4,262	11.4 (0.5)	4,114	11.9 (0.6)
고2	5,245	26.7 (0.7)	5,041	20.4 (0.6)	4,757	16.6 (0.6)	4,393	14.1 (0.5)	4,281	11.6 (0.5)	4,156	11.8 (0.5)
고3	4,939	25.5 (0.8)	4,806	20.6 (0.7)	4,845	17.4 (0.6)	4,679	13.8 (0.6)	3,961	11.7 (0.6)	3,611	10.2 (0.5)
학교급												
중학교	14,973	20.3 (0.4)	13,936	17.9 (0.4)	13,977	15.7 (0.4)	14,302	13.7 (0.3)	13,196	11.9 (0.4)	14,036	12.3 (0.3)
고등학교	15,546	25.1 (0.5)	14,430	20.4 (0.5)	14,067	17.0 (0.4)	13,580	14.4 (0.4)	12,504	11.6 (0.3)	11,881	11.3 (0.3)
여학생												
전체	28,082	22.0 (0.4)	27,457	19.4 (0.3)	26,671	17.3 (0.3)	25,567	14.0 (0.3)	24,215	10.9 (0.3)	24,143	11.8 (0.2)
학년												
중1	4,296	17.5 (0.7)	4,454	16.0 (0.6)	4,364	14.1 (0.6)	4,259	11.8 (0.6)	4,397	9.7 (0.5)	4,349	10.8 (0.5)
중2	4,441	19.8 (0.7)	4,542	16.5 (0.7)	4,422	16.9 (0.7)	4,274	13.8 (0.6)	4,289	10.9 (0.5)	4,456	11.5 (0.5)
중3	4,833	21.1 (0.6)	4,582	18.2 (0.7)	4,515	17.0 (0.6)	4,376	14.0 (0.5)	4,085	11.3 (0.6)	4,267	11.3 (0.6)
고1	4,883	22.1 (0.8)	4,597	21.6 (0.7)	4,055	17.3 (0.6)	4,247	14.0 (0.6)	3,954	11.2 (0.6)	3,680	12.5 (0.5)
고2	4,774	23.3 (0.8)	4,668	20.3 (0.6)	4,508	17.7 (0.6)	4,129	15.1 (0.6)	3,936	11.6 (0.6)	3,838	13.4 (0.5)
고3	4,855	26.4 (0.7)	4,614	22.7 (0.7)	4,807	20.0 (0.6)	4,282	15.2 (0.6)	3,554	10.9 (0.5)	3,553	11.5 (0.6)
학교급												
중학교	13,570	19.5 (0.4)	13,578	16.9 (0.4)	13,301	16.0 (0.4)	12,909	13.2 (0.4)	12,771	10.6 (0.3)	13,072	11.2 (0.3)
고등학교	14,512	23.9 (0.6)	13,879	21.5 (0.5)	13,370	18.4 (0.4)	12,658	14.8 (0.4)	11,444	11.3 (0.4)	11,071	12.5 (0.3)

결과표62. 뒷좌석 안전벨트 미착용률

(단위: %)

구분	'10		'11		'12		'13		'14		'15	
	분석대상자수	분율(표준오차)	분석대상자수	분율(표준오차)	분석대상자수	분율(표준오차)	분석대상자수	분율(표준오차)	분석대상자수	분율(표준오차)	분석대상자수	분율(표준오차)
전체												
전체	70,669	87.0 (0.2)	73,067	84.3 (0.2)	71,959	83.1 (0.2)	70,328	83.2 (0.2)	69,958	80.3 (0.2)	66,007	75.4 (0.2)
학년												
중1	12,121	81.7 (0.5)	12,395	78.0 (0.4)	12,037	75.7 (0.5)	11,901	74.7 (0.5)	11,448	74.0 (0.5)	10,543	66.3 (0.5)
중2	12,048	85.0 (0.5)	12,442	81.2 (0.4)	12,016	79.5 (0.5)	11,779	79.5 (0.5)	11,929	75.2 (0.5)	11,108	70.0 (0.5)
중3	12,130	86.5 (0.4)	12,360	83.0 (0.5)	12,145	82.6 (0.4)	11,868	82.9 (0.5)	11,853	78.3 (0.5)	11,682	72.5 (0.4)
고1	11,645	89.3 (0.4)	12,186	87.3 (0.4)	12,093	84.8 (0.4)	11,694	86.4 (0.4)	11,499	83.4 (0.4)	10,797	78.4 (0.5)
고2	11,703	89.4 (0.5)	12,114	87.6 (0.4)	11,971	86.8 (0.4)	11,506	86.9 (0.4)	11,757	84.8 (0.4)	10,785	80.5 (0.4)
고3	11,022	90.3 (0.4)	11,570	88.4 (0.4)	11,697	88.6 (0.4)	11,580	88.0 (0.3)	11,472	84.9 (0.4)	11,092	81.9 (0.4)
학교급												
중학교	36,299	84.4 (0.3)	37,197	80.8 (0.3)	36,198	79.3 (0.3)	35,548	79.1 (0.3)	35,230	75.9 (0.3)	33,333	69.9 (0.3)
고등학교	34,370	89.7 (0.3)	35,870	87.8 (0.3)	35,761	86.7 (0.3)	34,780	87.1 (0.3)	34,728	84.4 (0.2)	32,674	80.3 (0.3)
남학생												
전체	36,550	83.1 (0.3)	36,016	80.9 (0.3)	36,696	79.7 (0.3)	35,249	79.9 (0.3)	34,996	77.0 (0.3)	33,730	73.0 (0.4)
학년												
중1	6,262	76.7 (0.7)	6,301	73.5 (0.7)	6,129	71.5 (0.7)	6,207	70.4 (0.7)	5,932	70.2 (0.7)	5,391	62.9 (0.7)
중2	6,281	80.7 (0.7)	6,081	77.1 (0.6)	6,134	74.4 (0.7)	6,036	74.8 (0.7)	6,076	70.7 (0.7)	5,789	66.5 (0.8)
중3	6,474	82.3 (0.6)	6,228	78.9 (0.6)	6,247	78.8 (0.6)	5,995	79.3 (0.7)	5,897	74.5 (0.6)	5,962	70.4 (0.6)
고1	5,971	85.6 (0.6)	6,109	85.0 (0.5)	6,349	81.7 (0.7)	5,871	83.8 (0.5)	5,818	81.2 (0.6)	5,553	77.0 (0.6)
고2	5,971	85.9 (0.6)	5,687	84.7 (0.6)	6,000	84.3 (0.5)	5,374	84.7 (0.6)	5,733	82.7 (0.6)	5,555	78.1 (0.6)
고3	5,591	87.0 (0.6)	5,610	85.5 (0.6)	5,837	86.2 (0.6)	5,766	86.0 (0.5)	5,540	81.5 (0.6)	5,480	80.0 (0.6)
학교급												
중학교	19,017	79.9 (0.4)	18,610	76.5 (0.4)	18,510	75.0 (0.4)	18,238	74.8 (0.5)	17,905	71.9 (0.4)	17,142	66.9 (0.5)
고등학교	17,533	86.2 (0.4)	17,406	85.1 (0.4)	18,186	84.1 (0.4)	17,011	84.8 (0.4)	17,091	81.8 (0.4)	16,588	78.4 (0.4)
여학생												
전체	34,119	91.3 (0.2)	37,051	88.0 (0.2)	35,263	86.8 (0.2)	35,079	86.6 (0.2)	34,962	83.8 (0.3)	32,277	77.9 (0.3)
학년												
중1	5,859	86.9 (0.6)	6,094	82.8 (0.5)	5,908	80.2 (0.6)	5,694	79.4 (0.6)	5,516	78.0 (0.6)	5,152	70.0 (0.7)
중2	5,767	89.5 (0.5)	6,361	85.5 (0.5)	5,882	84.9 (0.5)	5,743	84.5 (0.5)	5,853	80.2 (0.5)	5,319	73.7 (0.6)
중3	5,656	91.1 (0.4)	6,132	87.3 (0.5)	5,898	86.6 (0.5)	5,873	86.8 (0.5)	5,956	82.3 (0.5)	5,720	74.7 (0.6)
고1	5,674	93.4 (0.4)	6,077	89.8 (0.4)	5,744	88.2 (0.5)	5,823	89.3 (0.4)	5,681	85.9 (0.4)	5,244	79.8 (0.6)
고2	5,732	93.3 (0.4)	6,427	90.8 (0.4)	5,971	89.6 (0.4)	6,132	89.2 (0.4)	6,024	87.1 (0.4)	5,230	83.0 (0.5)
고3	5,431	93.8 (0.4)	5,960	91.6 (0.4)	5,860	91.2 (0.4)	5,814	90.3 (0.4)	5,932	88.4 (0.5)	5,612	83.8 (0.5)
학교급												
중학교	17,282	89.2 (0.3)	18,587	85.2 (0.3)	17,688	84.0 (0.4)	17,310	83.6 (0.3)	17,325	80.2 (0.4)	16,191	73.0 (0.4)
고등학교	16,837	93.5 (0.2)	18,464	90.7 (0.3)	17,575	89.6 (0.3)	17,769	89.6 (0.3)	17,637	87.1 (0.3)	16,086	82.3 (0.4)

* 승용차나 택시 뒷좌석 탑승 경험자 중에서 안전벨트를 '가끔 매는 편' 또는 '전혀 매지 않는' 사람의 분율

(계속: 뒷좌석 안전벨트 미착용률)

(단위: %)

구분	'16		'17		'18		'19		'20		'21	
	분석대상자수	분율(표준오차)	분석대상자수	분율(표준오차)	분석대상자수	분율(표준오차)	분석대상자수	분율(표준오차)	분석대상자수	분율(표준오차)	분석대상자수	분율(표준오차)
전체												
전체	63,683	69.6 (0.3)	60,166	64.3 (0.3)	58,783	63.8 (0.3)	55,830	53.0 (0.3)	53,182	51.1 (0.3)	53,343	50.0 (0.3)
학년												
중1	10,259	61.6 (0.6)	9,962	55.4 (0.6)	9,725	53.3 (0.6)	9,534	41.4 (0.6)	9,692	41.5 (0.6)	9,717	40.8 (0.7)
중2	10,233	63.5 (0.6)	10,049	58.7 (0.6)	9,905	58.4 (0.5)	9,416	47.0 (0.7)	9,244	46.8 (0.6)	9,947	45.1 (0.6)
중3	10,873	66.9 (0.5)	9,944	60.3 (0.6)	10,073	62.1 (0.5)	9,708	52.0 (0.6)	9,072	49.9 (0.6)	9,497	47.3 (0.6)
고1	11,063	71.8 (0.5)	9,847	66.3 (0.6)	9,079	67.1 (0.5)	9,080	55.5 (0.6)	8,664	55.4 (0.6)	8,265	53.8 (0.7)
고2	10,764	73.6 (0.5)	10,379	69.0 (0.5)	9,802	67.9 (0.5)	8,794	58.7 (0.6)	8,622	54.8 (0.6)	8,412	56.6 (0.6)
고3	10,491	77.2 (0.5)	9,985	72.6 (0.5)	10,199	71.2 (0.5)	9,298	61.6 (0.6)	7,888	58.6 (0.6)	7,505	57.1 (0.7)
학교급												
중학교	31,365	64.1 (0.4)	29,955	58.1 (0.4)	29,703	58.1 (0.4)	28,658	46.9 (0.4)	28,008	45.9 (0.4)	29,161	44.4 (0.5)
고등학교	32,318	74.2 (0.3)	30,211	69.4 (0.3)	29,080	68.9 (0.4)	27,172	58.7 (0.4)	25,174	56.2 (0.4)	24,182	55.9 (0.4)
남학생												
전체	32,523	67.3 (0.4)	30,133	62.1 (0.4)	29,601	62.1 (0.4)	28,777	51.7 (0.4)	27,092	51.3 (0.4)	27,334	50.1 (0.5)
학년												
중1	5,364	59.2 (0.8)	5,028	52.8 (0.9)	4,874	51.2 (0.8)	4,988	39.5 (0.8)	4,885	41.9 (0.8)	4,939	41.1 (0.9)
중2	5,261	60.1 (0.8)	5,026	56.5 (0.8)	5,002	56.0 (0.7)	4,860	45.3 (0.8)	4,592	48.1 (0.8)	5,114	46.1 (0.8)
중3	5,509	63.9 (0.7)	4,928	57.6 (0.8)	5,083	60.6 (0.7)	5,031	50.2 (0.8)	4,663	49.5 (0.8)	4,929	46.4 (0.9)
고1	5,655	69.4 (0.7)	4,850	64.9 (0.8)	4,680	65.8 (0.7)	4,637	55.2 (0.8)	4,428	54.9 (0.8)	4,318	53.7 (1.0)
고2	5,531	72.7 (0.7)	5,317	67.3 (0.7)	4,944	66.6 (0.7)	4,478	57.3 (0.8)	4,420	54.7 (0.9)	4,299	56.8 (0.8)
고3	5,203	75.0 (0.7)	4,984	70.4 (0.8)	5,018	68.9 (0.7)	4,783	60.6 (0.8)	4,104	58.7 (0.9)	3,735	56.6 (0.9)
학교급												
중학교	16,134	61.2 (0.5)	14,982	55.6 (0.6)	14,959	56.1 (0.5)	14,879	45.0 (0.5)	14,140	46.3 (0.5)	14,982	44.5 (0.6)
고등학교	16,389	72.3 (0.5)	15,151	67.6 (0.5)	14,642	67.2 (0.5)	13,898	57.8 (0.6)	12,952	56.1 (0.5)	12,352	55.7 (0.6)
여학생												
전체	31,160	72.1 (0.3)	30,033	66.5 (0.4)	29,182	65.8 (0.4)	27,053	54.4 (0.4)	26,090	50.9 (0.5)	26,009	50.0 (0.5)
학년												
중1	4,895	64.2 (0.8)	4,934	58.2 (0.8)	4,851	55.5 (0.8)	4,546	43.4 (0.8)	4,807	41.1 (0.8)	4,778	40.4 (0.9)
중2	4,972	67.0 (0.8)	5,023	61.0 (0.7)	4,903	60.9 (0.7)	4,556	48.7 (0.9)	4,652	45.5 (0.8)	4,833	44.2 (0.9)
중3	5,364	70.1 (0.7)	5,016	63.1 (0.8)	4,990	63.7 (0.7)	4,677	53.9 (0.8)	4,409	50.4 (0.9)	4,568	48.3 (0.9)
고1	5,408	74.3 (0.7)	4,997	67.8 (0.7)	4,399	68.6 (0.8)	4,443	55.8 (0.8)	4,236	55.9 (0.9)	3,947	53.9 (1.0)
고2	5,233	74.7 (0.7)	5,062	70.8 (0.6)	4,858	69.4 (0.8)	4,316	60.2 (0.9)	4,202	55.0 (0.9)	4,113	56.5 (0.8)
고3	5,288	79.6 (0.6)	5,001	74.9 (0.7)	5,181	73.7 (0.7)	4,515	62.8 (0.8)	3,784	58.5 (0.8)	3,770	57.7 (1.0)
학교급												
중학교	15,231	67.2 (0.5)	14,973	60.8 (0.5)	14,744	60.1 (0.5)	13,779	48.8 (0.5)	13,868	45.4 (0.6)	14,179	44.2 (0.6)
고등학교	15,929	76.2 (0.4)	15,060	71.2 (0.4)	14,438	70.7 (0.5)	13,274	59.7 (0.5)	12,222	56.4 (0.6)	11,830	56.1 (0.6)

결과표63. 고속버스 안전벨트 미착용률

(단위: %)

구분	'10		'11		'12		'13		'14		'15	
	분석대상자수	분율(표준오차)	분석대상자수	분율(표준오차)	분석대상자수	분율(표준오차)	분석대상자수	분율(표준오차)	분석대상자수	분율(표준오차)	분석대상자수	분율(표준오차)
전체												
전체	68,200	52.7 (0.3)	69,884	47.9 (0.3)	69,659	43.0 (0.4)	67,724	41.5 (0.3)	66,761	38.8 (0.3)	62,612	33.0 (0.3)
학년												
중1	11,505	43.8 (0.7)	11,630	39.1 (0.6)	11,512	33.1 (0.6)	11,325	33.2 (0.6)	10,755	33.8 (0.6)	9,823	27.2 (0.5)
중2	11,603	46.8 (0.7)	11,848	43.1 (0.6)	11,623	37.4 (0.7)	11,339	37.2 (0.6)	11,308	34.2 (0.5)	10,444	29.8 (0.5)
중3	11,694	51.0 (0.7)	11,803	45.4 (0.6)	11,796	42.4 (0.6)	11,436	41.0 (0.6)	11,298	37.9 (0.5)	11,099	30.8 (0.6)
고1	11,358	54.7 (0.7)	11,796	50.0 (0.6)	11,770	45.1 (0.7)	11,301	43.7 (0.6)	11,011	41.7 (0.6)	10,337	35.2 (0.7)
고2	11,405	57.1 (0.6)	11,725	52.5 (0.6)	11,686	46.7 (0.8)	11,205	44.8 (0.7)	11,346	41.5 (0.7)	10,341	34.3 (0.7)
고3	10,635	62.9 (0.6)	11,082	56.6 (0.6)	11,272	52.4 (0.6)	11,118	48.2 (0.7)	11,043	42.6 (0.6)	10,568	38.6 (0.6)
학교급												
중학교	34,802	47.3 (0.5)	35,281	42.6 (0.4)	34,931	37.8 (0.5)	34,100	37.2 (0.4)	33,361	35.4 (0.4)	31,366	29.4 (0.4)
고등학교	33,398	58.2 (0.5)	34,603	53.0 (0.4)	34,728	48.0 (0.5)	33,624	45.6 (0.5)	33,400	41.9 (0.5)	31,246	36.1 (0.5)
남학생												
전체	35,309	52.4 (0.5)	34,478	48.2 (0.4)	35,528	44.2 (0.5)	33,911	43.2 (0.4)	33,390	40.7 (0.4)	32,054	34.9 (0.4)
학년												
중1	5,928	42.9 (0.9)	5,915	38.6 (0.7)	5,865	33.5 (0.8)	5,893	33.9 (0.8)	5,553	34.2 (0.8)	5,035	27.1 (0.7)
중2	6,058	45.5 (1.1)	5,771	43.0 (0.8)	5,930	37.3 (0.8)	5,791	37.9 (0.8)	5,743	34.6 (0.7)	5,433	30.7 (0.7)
중3	6,249	50.2 (1.0)	5,956	45.3 (0.8)	6,061	43.3 (0.8)	5,779	42.0 (0.8)	5,618	40.2 (0.7)	5,649	33.3 (0.7)
고1	5,818	54.6 (1.1)	5,917	51.1 (0.8)	6,189	46.7 (0.9)	5,675	47.3 (0.9)	5,576	44.3 (0.8)	5,302	37.8 (0.8)
고2	5,840	57.0 (1.0)	5,517	53.6 (0.9)	5,856	48.7 (1.0)	5,229	46.8 (1.0)	5,553	45.4 (1.0)	5,347	36.6 (1.0)
고3	5,416	63.5 (0.9)	5,402	56.6 (0.8)	5,627	54.3 (0.9)	5,544	50.6 (1.0)	5,347	44.6 (0.8)	5,288	41.7 (0.8)
학교급												
중학교	18,235	46.3 (0.6)	17,642	42.3 (0.5)	17,856	38.2 (0.5)	17,463	37.9 (0.5)	16,914	36.4 (0.5)	16,117	30.6 (0.5)
고등학교	17,074	58.3 (0.7)	16,836	53.7 (0.5)	17,672	49.9 (0.7)	16,448	48.3 (0.7)	16,476	44.8 (0.6)	15,937	38.7 (0.7)
여학생												
전체	32,891	53.2 (0.5)	35,406	47.5 (0.5)	34,131	41.7 (0.5)	33,813	39.6 (0.5)	33,371	36.7 (0.5)	30,558	30.9 (0.5)
학년												
중1	5,577	44.8 (1.0)	5,715	39.5 (0.9)	5,647	32.7 (0.8)	5,432	32.6 (0.9)	5,202	33.3 (0.9)	4,788	27.3 (0.8)
중2	5,545	48.1 (0.9)	6,077	43.2 (0.8)	5,693	37.5 (0.9)	5,548	36.5 (0.9)	5,565	33.9 (0.8)	5,011	28.8 (0.8)
중3	5,445	51.9 (1.0)	5,847	45.6 (0.9)	5,735	41.3 (0.9)	5,657	40.0 (0.8)	5,680	35.5 (0.8)	5,450	28.2 (0.8)
고1	5,540	54.8 (1.1)	5,879	48.8 (1.0)	5,581	43.5 (1.0)	5,626	39.9 (0.9)	5,435	38.8 (1.0)	5,035	32.5 (1.1)
고2	5,565	57.3 (1.0)	6,208	51.3 (0.9)	5,830	44.5 (1.2)	5,976	42.6 (0.9)	5,793	37.5 (1.0)	4,994	31.8 (0.9)
고3	5,219	62.3 (0.9)	5,680	56.5 (1.1)	5,645	50.2 (0.9)	5,574	45.5 (1.0)	5,696	40.5 (0.9)	5,280	35.3 (1.0)
학교급												
중학교	16,567	48.3 (0.7)	17,639	42.8 (0.6)	17,075	37.3 (0.6)	16,637	36.4 (0.6)	16,447	34.3 (0.6)	15,249	28.2 (0.6)
고등학교	16,324	58.1 (0.8)	17,767	52.1 (0.7)	17,056	46.0 (0.8)	17,176	42.7 (0.7)	16,924	38.9 (0.8)	15,309	33.2 (0.8)

* 고속버스 탑승 경험자 중에서 안전벨트를 '가끔 매는 편' 또는 '전혀 매지 않는' 사람의 분율

(계속: 고속버스 안전벨트 미착용률)

(단위: %)

구분	'16		'17		'18		'19		'20		'21	
	분석대상자수	분율(표준오차)	분석대상자수	분율(표준오차)	분석대상자수	분율(표준오차)	분석대상자수	분율(표준오차)	분석대상자수	분율(표준오차)	분석대상자수	분율(표준오차)
전체												
전체	60,535	28.8 (0.3)	56,935	25.8 (0.3)	55,569	24.2 (0.3)	52,480	24.7 (0.3)	46,808	23.6 (0.3)	45,664	27.0 (0.3)
학년												
중1	9,552	24.6 (0.5)	9,248	22.2 (0.5)	8,969	19.8 (0.5)	8,668	22.0 (0.6)	8,163	22.5 (0.6)	7,802	26.0 (0.6)
중2	9,733	25.0 (0.5)	9,442	23.2 (0.5)	9,292	22.4 (0.6)	8,778	22.3 (0.6)	7,911	23.6 (0.6)	8,258	26.7 (0.6)
중3	10,370	27.7 (0.6)	9,370	24.7 (0.6)	9,498	23.6 (0.6)	9,131	24.5 (0.5)	7,998	23.7 (0.6)	8,196	25.8 (0.6)
고1	10,575	30.4 (0.7)	9,430	26.8 (0.6)	8,630	26.0 (0.6)	8,617	26.9 (0.6)	7,781	24.6 (0.5)	7,278	28.5 (0.6)
고2	10,332	30.2 (0.6)	9,953	27.0 (0.6)	9,441	25.3 (0.6)	8,412	24.4 (0.6)	7,800	23.4 (0.5)	7,407	28.3 (0.6)
고3	9,973	33.2 (0.6)	9,492	29.3 (0.6)	9,739	26.7 (0.6)	8,874	27.5 (0.6)	7,155	24.0 (0.6)	6,723	26.4 (0.6)
학교급												
중학교	29,655	25.8 (0.4)	28,060	23.4 (0.4)	27,759	22.1 (0.4)	26,577	23.0 (0.4)	24,072	23.3 (0.4)	24,256	26.2 (0.4)
고등학교	30,880	31.2 (0.5)	28,875	27.7 (0.4)	27,810	26.0 (0.5)	25,903	26.3 (0.5)	22,736	24.0 (0.4)	21,408	27.7 (0.4)
남학생												
전체	30,915	31.1 (0.4)	28,478	27.2 (0.4)	27,933	26.3 (0.4)	26,970	27.0 (0.4)	23,678	26.3 (0.4)	23,256	28.9 (0.4)
학년												
중1	4,968	26.5 (0.7)	4,629	22.8 (0.7)	4,456	21.2 (0.7)	4,485	23.3 (0.7)	4,022	24.9 (0.8)	3,955	26.4 (0.8)
중2	5,011	26.0 (0.7)	4,726	24.2 (0.7)	4,698	23.8 (0.7)	4,528	24.1 (0.7)	3,903	26.5 (0.8)	4,172	29.8 (0.8)
중3	5,266	29.3 (0.7)	4,628	25.6 (0.8)	4,767	25.9 (0.8)	4,737	26.9 (0.7)	4,102	26.1 (0.8)	4,198	28.2 (0.8)
고1	5,420	33.7 (0.8)	4,634	28.6 (0.8)	4,448	28.4 (0.8)	4,381	29.6 (0.8)	3,954	27.5 (0.8)	3,795	30.1 (0.9)
고2	5,302	33.5 (0.8)	5,110	29.0 (0.8)	4,767	27.9 (0.8)	4,271	27.0 (0.8)	3,978	26.2 (0.7)	3,791	30.3 (0.9)
고3	4,948	35.5 (0.9)	4,751	31.0 (0.8)	4,797	29.2 (0.8)	4,568	29.7 (0.8)	3,719	26.4 (0.8)	3,345	28.3 (0.9)
학교급												
중학교	15,245	27.4 (0.5)	13,983	24.2 (0.5)	13,921	23.7 (0.5)	13,750	24.9 (0.5)	12,027	25.8 (0.5)	12,325	28.2 (0.5)
고등학교	15,670	34.2 (0.6)	14,495	29.6 (0.6)	14,012	28.5 (0.6)	13,220	28.8 (0.6)	11,651	26.7 (0.5)	10,931	29.6 (0.6)
여학생												
전체	29,620	26.3 (0.4)	28,457	24.3 (0.4)	27,636	21.9 (0.4)	25,510	22.4 (0.4)	23,130	20.9 (0.4)	22,408	25.0 (0.4)
학년												
중1	4,584	22.5 (0.8)	4,619	21.6 (0.7)	4,513	18.5 (0.7)	4,183	20.5 (0.8)	4,141	20.2 (0.7)	3,847	25.6 (0.9)
중2	4,722	24.0 (0.7)	4,716	22.1 (0.8)	4,594	21.0 (0.8)	4,250	20.4 (0.9)	4,008	20.6 (0.8)	4,086	23.7 (0.8)
중3	5,104	25.9 (0.9)	4,742	23.8 (0.9)	4,731	21.3 (0.7)	4,394	21.9 (0.7)	3,896	21.3 (0.9)	3,998	23.3 (0.9)
고1	5,155	26.7 (0.9)	4,796	24.9 (0.9)	4,182	23.3 (0.9)	4,236	24.0 (0.9)	3,827	21.6 (0.8)	3,483	26.8 (0.9)
고2	5,030	26.6 (0.8)	4,843	24.9 (0.8)	4,674	22.5 (0.8)	4,141	21.5 (0.8)	3,822	20.4 (0.8)	3,616	26.2 (0.9)
고3	5,025	30.7 (0.9)	4,741	27.5 (0.9)	4,942	24.1 (0.9)	4,306	25.2 (1.0)	3,436	21.3 (0.9)	3,378	24.4 (1.0)
학교급												
중학교	14,410	24.2 (0.6)	14,077	22.5 (0.6)	13,838	20.3 (0.5)	12,827	21.0 (0.6)	12,045	20.7 (0.5)	11,931	24.2 (0.6)
고등학교	15,210	28.0 (0.7)	14,380	25.8 (0.7)	13,798	23.3 (0.7)	12,683	23.6 (0.7)	11,085	21.1 (0.6)	10,477	25.8 (0.7)

결과표64. 오토바이 헬멧 미착용률

(단위: %)

구분	'10		'11		'12		'13		'14		'15	
	분석대상자수	분율(표준오차)	분석대상자수	분율(표준오차)	분석대상자수	분율(표준오차)	분석대상자수	분율(표준오차)	분석대상자수	분율(표준오차)	분석대상자수	분율(표준오차)
전체												
전체	13,966	74.2 (0.5)	12,495	73.4 (0.5)	11,696	73.6 (0.5)	-	--	-	--	7,886	69.4 (0.6)
학년												
중1	2,451	66.4 (1.2)	2,028	68.0 (1.1)	2,016	63.2 (1.2)	-	--	-	--	1,306	61.7 (1.5)
중2	2,325	71.2 (1.2)	1,999	71.4 (1.2)	1,921	71.7 (1.1)	-	--	-	--	1,275	66.2 (1.3)
중3	2,321	76.2 (1.2)	2,073	74.0 (1.1)	1,993	75.5 (1.1)	-	--	-	--	1,316	67.8 (1.4)
고1	2,288	77.0 (0.9)	2,242	75.8 (1.0)	1,957	75.3 (1.1)	-	--	-	--	1,291	73.5 (1.2)
고2	2,301	77.9 (1.0)	2,130	76.6 (1.0)	1,986	78.4 (1.0)	-	--	-	--	1,335	71.6 (1.3)
고3	2,280	76.0 (1.2)	2,023	73.2 (1.2)	1,823	76.6 (1.1)	-	--	-	--	1,363	73.0 (1.3)
학교급												
중학교	7,097	71.2 (0.8)	6,100	71.2 (0.7)	5,930	70.1 (0.7)	-	--	-	--	3,897	65.4 (0.8)
고등학교	6,869	76.9 (0.6)	6,395	75.2 (0.6)	5,766	76.8 (0.6)	-	--	-	--	3,989	72.7 (0.8)
남학생												
전체	8,951	73.6 (0.6)	8,008	72.7 (0.6)	7,696	74.0 (0.6)	-	--	-	--	5,272	69.2 (0.7)
학년												
중1	1,415	65.9 (1.4)	1,168	67.8 (1.5)	1,138	64.4 (1.6)	-	--	-	--	725	60.2 (1.9)
중2	1,405	70.8 (1.7)	1,189	70.1 (1.6)	1,110	70.8 (1.4)	-	--	-	--	816	64.6 (1.7)
중3	1,533	74.4 (1.6)	1,346	72.5 (1.4)	1,334	75.6 (1.3)	-	--	-	--	852	67.4 (1.8)
고1	1,470	76.2 (1.1)	1,498	74.1 (1.2)	1,373	75.5 (1.4)	-	--	-	--	885	74.3 (1.5)
고2	1,559	76.8 (1.3)	1,440	76.3 (1.2)	1,433	78.5 (1.2)	-	--	-	--	979	71.5 (1.6)
고3	1,569	75.7 (1.4)	1,367	73.2 (1.3)	1,308	75.6 (1.5)	-	--	-	--	1,015	72.4 (1.5)
학교급												
중학교	4,353	70.5 (1.1)	3,703	70.3 (0.9)	3,582	70.5 (0.9)	-	--	-	--	2,393	64.5 (1.0)
고등학교	4,598	76.2 (0.8)	4,305	74.6 (0.8)	4,114	76.6 (0.8)	-	--	-	--	2,879	72.7 (0.9)
여학생												
전체	5,015	75.2 (0.7)	4,487	74.7 (0.7)	4,000	72.9 (0.8)	-	--	-	--	2,614	69.7 (0.9)
학년												
중1	1,036	67.0 (1.8)	860	68.4 (1.7)	878	61.6 (1.9)	-	--	-	--	581	63.6 (2.0)
중2	920	71.7 (1.6)	810	73.6 (1.5)	811	73.1 (1.7)	-	--	-	--	459	69.2 (2.0)
중3	788	79.6 (1.6)	727	77.1 (1.7)	659	75.3 (1.9)	-	--	-	--	464	68.6 (2.2)
고1	818	78.5 (1.8)	744	79.8 (1.5)	584	74.9 (1.9)	-	--	-	--	406	71.9 (2.3)
고2	742	80.3 (1.4)	690	77.4 (1.5)	553	77.9 (1.7)	-	--	-	--	356	71.9 (2.5)
고3	711	76.8 (1.7)	656	73.3 (2.2)	515	79.1 (1.6)	-	--	-	--	348	74.9 (2.3)
학교급												
중학교	2,744	72.4 (1.0)	2,397	72.8 (1.0)	2,348	69.5 (1.1)	-	--	-	--	1,504	67.0 (1.2)
고등학교	2,271	78.6 (1.0)	2,090	76.9 (1.0)	1,652	77.2 (1.0)	-	--	-	--	1,110	72.8 (1.4)

* 최근 12개월 동안 오토바이를 운전하거나 뒷자리 동승 경험자 중에서 헬멧을 '가끔 착용' 또는 '전혀 착용하지 않는' 사람의 분율

(계속: 오토바이 헬멧 미착용률)

(단위: %)

구분	'16		'17		'18		'19		'20		'21	
	분석대상자수	분율(표준오차)	분석대상자수	분율(표준오차)	분석대상자수	분율(표준오차)	분석대상자수	분율(표준오차)	분석대상자수	분율(표준오차)	분석대상자수	분율(표준오차)
전체												
전체	-	--	-	--	6,007	58.0 (0.7)	-	--	-	--	5,138	52.1 (0.8)
학년												
중1	-	--	-	--	931	50.3 (1.6)	-	--	-	--	912	45.5 (1.8)
중2	-	--	-	--	921	52.1 (1.7)	-	--	-	--	907	51.6 (1.8)
중3	-	--	-	--	1,017	59.1 (1.6)	-	--	-	--	879	51.8 (1.7)
고1	-	--	-	--	930	62.6 (1.6)	-	--	-	--	786	55.3 (1.8)
고2	-	--	-	--	1,048	61.1 (1.6)	-	--	-	--	861	53.0 (1.8)
고3	-	--	-	--	1,160	59.3 (1.6)	-	--	-	--	793	54.7 (2.0)
학교급												
중학교	-	--	-	--	2,869	54.2 (1.0)	-	--	-	--	2,698	49.6 (1.0)
고등학교	-	--	-	--	3,138	60.8 (1.0)	-	--	-	--	2,440	54.3 (1.2)
남학생												
전체	-	--	-	--	3,974	58.4 (0.9)	-	--	-	--	3,341	53.0 (1.0)
학년												
중1	-	--	-	--	545	48.8 (2.2)	-	--	-	--	561	47.2 (2.2)
중2	-	--	-	--	562	52.9 (2.0)	-	--	-	--	555	53.1 (2.2)
중3	-	--	-	--	659	60.2 (2.0)	-	--	-	--	568	52.5 (2.1)
고1	-	--	-	--	643	63.5 (2.0)	-	--	-	--	525	55.3 (2.2)
고2	-	--	-	--	727	60.8 (1.9)	-	--	-	--	592	53.3 (2.2)
고3	-	--	-	--	838	59.0 (1.9)	-	--	-	--	540	55.1 (2.4)
학교급												
중학교	-	--	-	--	1,766	54.6 (1.3)	-	--	-	--	1,684	51.0 (1.3)
고등학교	-	--	-	--	2,208	60.8 (1.2)	-	--	-	--	1,657	54.5 (1.4)
여학생												
전체	-	--	-	--	2,033	57.1 (1.2)	-	--	-	--	1,797	50.5 (1.2)
학년												
중1	-	--	-	--	386	52.5 (2.7)	-	--	-	--	351	42.8 (2.8)
중2	-	--	-	--	359	50.8 (3.2)	-	--	-	--	352	49.1 (2.8)
중3	-	--	-	--	358	57.0 (2.5)	-	--	-	--	311	50.5 (2.8)
고1	-	--	-	--	287	60.4 (2.7)	-	--	-	--	261	55.3 (3.0)
고2	-	--	-	--	321	61.9 (2.8)	-	--	-	--	269	52.3 (2.9)
고3	-	--	-	--	322	60.0 (2.8)	-	--	-	--	253	53.8 (3.3)
학교급												
중학교	-	--	-	--	1,103	53.6 (1.7)	-	--	-	--	1,014	47.4 (1.6)
고등학교	-	--	-	--	930	60.7 (1.6)	-	--	-	--	783	53.8 (1.8)

결과표65. 자전거 헬멧 미착용률

(단위: %)

구분	'10		'11		'12		'13		'14		'15	
	분석대상자수	분율(표준오차)	분석대상자수	분율(표준오차)	분석대상자수	분율(표준오차)	분석대상자수	분율(표준오차)	분석대상자수	분율(표준오차)	분석대상자수	분율(표준오차)
전체												
전체	39,236	95.0 (0.2)	36,984	94.8 (0.2)	36,441	94.8 (0.2)	-	--	-	--	30,488	90.7 (0.3)
학년												
중1	8,302	94.6 (0.3)	7,639	94.2 (0.3)	7,525	93.1 (0.3)	-	--	-	--	6,158	87.2 (0.5)
중2	7,494	94.7 (0.4)	6,951	94.4 (0.4)	6,729	94.1 (0.4)	-	--	-	--	5,663	89.1 (0.5)
중3	7,143	95.1 (0.3)	6,530	94.8 (0.4)	6,364	95.0 (0.3)	-	--	-	--	5,430	91.5 (0.5)
고1	6,033	95.5 (0.4)	5,860	95.2 (0.4)	5,815	95.4 (0.4)	-	--	-	--	4,749	91.6 (0.8)
고2	5,458	95.8 (0.4)	5,245	95.6 (0.3)	5,226	95.1 (0.5)	-	--	-	--	4,334	92.7 (0.5)
고3	4,806	94.5 (0.5)	4,759	94.5 (0.5)	4,782	96.6 (0.3)	-	--	-	--	4,154	92.9 (0.5)
학교급												
중학교	22,939	94.8 (0.2)	21,120	94.4 (0.2)	20,618	94.0 (0.2)	-	--	-	--	17,251	89.3 (0.4)
고등학교	16,297	95.3 (0.3)	15,864	95.2 (0.3)	15,823	95.7 (0.2)	-	--	-	--	13,237	92.4 (0.4)
남학생												
전체	24,558	94.1 (0.2)	22,471	93.7 (0.2)	22,774	94.3 (0.2)	-	--	-	--	20,340	89.8 (0.3)
학년												
중1	4,934	93.9 (0.4)	4,567	93.5 (0.4)	4,381	92.9 (0.4)	-	--	-	--	3,835	85.8 (0.7)
중2	4,730	94.0 (0.5)	4,234	93.4 (0.5)	4,209	93.3 (0.6)	-	--	-	--	3,750	87.8 (0.6)
중3	4,666	94.2 (0.5)	4,133	93.7 (0.6)	4,094	94.5 (0.4)	-	--	-	--	3,678	90.7 (0.6)
고1	3,818	94.5 (0.5)	3,666	94.1 (0.5)	3,828	94.9 (0.5)	-	--	-	--	3,255	91.3 (0.6)
고2	3,370	94.7 (0.5)	3,039	94.5 (0.4)	3,298	94.8 (0.5)	-	--	-	--	3,001	91.4 (0.6)
고3	3,040	93.5 (0.6)	2,832	93.4 (0.7)	2,964	95.8 (0.4)	-	--	-	--	2,821	91.9 (0.6)
학교급												
중학교	14,330	94.0 (0.3)	12,934	93.5 (0.3)	12,684	93.6 (0.3)	-	--	-	--	11,263	88.2 (0.5)
고등학교	10,228	94.3 (0.3)	9,537	94.0 (0.4)	10,090	95.1 (0.3)	-	--	-	--	9,077	91.5 (0.4)
여학생												
전체	14,678	96.5 (0.2)	14,513	96.5 (0.2)	13,667	95.6 (0.2)	-	--	-	--	10,148	92.7 (0.5)
학년												
중1	3,368	95.7 (0.4)	3,072	95.3 (0.4)	3,144	93.3 (0.5)	-	--	-	--	2,323	89.5 (0.6)
중2	2,764	96.0 (0.4)	2,717	96.2 (0.5)	2,520	95.6 (0.5)	-	--	-	--	1,913	91.5 (0.6)
중3	2,477	96.8 (0.4)	2,397	96.9 (0.4)	2,270	96.1 (0.5)	-	--	-	--	1,752	93.4 (0.7)
고1	2,215	97.4 (0.5)	2,194	97.3 (0.4)	1,987	96.4 (0.4)	-	--	-	--	1,494	92.0 (2.3)
고2	2,088	97.6 (0.4)	2,206	97.7 (0.4)	1,928	95.7 (0.8)	-	--	-	--	1,333	95.7 (0.6)
고3	1,766	96.4 (0.6)	1,927	96.5 (0.6)	1,818	98.1 (0.4)	-	--	-	--	1,333	95.2 (0.7)
학교급												
중학교	8,609	96.1 (0.2)	8,186	96.0 (0.3)	7,934	94.8 (0.3)	-	--	-	--	5,988	91.3 (0.4)
고등학교	6,069	97.1 (0.3)	6,327	97.2 (0.2)	5,733	96.7 (0.3)	-	--	-	--	4,160	94.2 (1.0)

* 최근 12개월 동안 자전거를 타 본 사람 중에서 헬멧을 '가끔 착용' 또는 '전혀 착용하지 않는' 사람의 분율

(계속: 자전거 헬멧 미착용률)

(단위: %)

구분	'16		'17		'18		'19		'20		'21	
	분석대상자수	분율(표준오차)	분석대상자수	분율(표준오차)	분석대상자수	분율(표준오차)	분석대상자수	분율(표준오차)	분석대상자수	분율(표준오차)	분석대상자수	분율(표준오차)
전체												
전체	-	--	-	--	22,467	81.5 (0.4)	-	--	-	--	19,958	77.9 (0.4)
학년												
중1	-	--	-	--	5,237	76.1 (0.7)	-	--	-	--	4,855	71.5 (0.8)
중2	-	--	-	--	4,282	78.4 (0.8)	-	--	-	--	4,146	75.8 (0.8)
중3	-	--	-	--	3,987	81.2 (0.9)	-	--	-	--	3,531	78.3 (0.8)
고1	-	--	-	--	3,138	85.3 (0.7)	-	--	-	--	2,754	80.1 (0.8)
고2	-	--	-	--	2,938	85.4 (0.8)	-	--	-	--	2,594	83.5 (0.9)
고3	-	--	-	--	2,885	86.2 (0.8)	-	--	-	--	2,078	83.8 (1.1)
학교급												
중학교	-	--	-	--	13,506	78.4 (0.6)	-	--	-	--	12,532	74.8 (0.6)
고등학교	-	--	-	--	8,961	85.6 (0.5)	-	--	-	--	7,426	82.4 (0.6)
남학생												
전체	-	--	-	--	15,009	80.1 (0.5)	-	--	-	--	13,494	77.3 (0.5)
학년												
중1	-	--	-	--	3,310	74.1 (0.9)	-	--	-	--	3,153	71.1 (1.0)
중2	-	--	-	--	2,853	76.7 (1.0)	-	--	-	--	2,857	75.3 (1.0)
중3	-	--	-	--	2,684	79.6 (1.0)	-	--	-	--	2,443	76.9 (1.0)
고1	-	--	-	--	2,176	84.6 (0.9)	-	--	-	--	1,904	80.5 (1.0)
고2	-	--	-	--	2,018	84.3 (0.9)	-	--	-	--	1,780	82.1 (1.1)
고3	-	--	-	--	1,968	84.3 (1.0)	-	--	-	--	1,357	82.8 (1.2)
학교급												
중학교	-	--	-	--	8,847	76.7 (0.7)	-	--	-	--	8,453	74.2 (0.7)
고등학교	-	--	-	--	6,162	84.4 (0.6)	-	--	-	--	5,041	81.8 (0.7)
여학생												
전체	-	--	-	--	7,458	84.6 (0.5)	-	--	-	--	6,464	79.2 (0.6)
학년												
중1	-	--	-	--	1,927	79.6 (1.0)	-	--	-	--	1,702	72.2 (1.2)
중2	-	--	-	--	1,429	82.0 (1.2)	-	--	-	--	1,289	76.7 (1.2)
중3	-	--	-	--	1,303	84.6 (1.1)	-	--	-	--	1,088	81.3 (1.4)
고1	-	--	-	--	962	87.0 (1.1)	-	--	-	--	850	79.5 (1.4)
고2	-	--	-	--	920	88.1 (1.3)	-	--	-	--	814	86.4 (1.7)
고3	-	--	-	--	917	90.8 (1.0)	-	--	-	--	721	85.8 (2.4)
학교급												
중학교	-	--	-	--	4,659	81.8 (0.7)	-	--	-	--	4,079	76.0 (0.8)
고등학교	-	--	-	--	2,799	88.6 (0.7)	-	--	-	--	2,385	83.8 (1.1)

결과표66. 이어폰 또는 핸드폰 사용으로 인한 손상 병원 치료 경험률

(단위: %)

구분	'10		'11		'12		'13		'14		'15	
	분석대상자수	분율(표준오차)	분석대상자수	분율(표준오차)	분석대상자수	분율(표준오차)	분석대상자수	분율(표준오차)	분석대상자수	분율(표준오차)	분석대상자수	분율(표준오차)
전체												
전체	-	---	-	---	-	---	-	---	72,060	2.2 (0.1)	68,043	2.0 (0.1)
학년												
중1	-	---	-	---	-	---	-	---	11,661	2.3 (0.1)	10,786	2.3 (0.2)
중2	-	---	-	---	-	---	-	---	12,275	2.5 (0.1)	11,442	2.3 (0.2)
중3	-	---	-	---	-	---	-	---	12,220	2.5 (0.2)	12,071	2.1 (0.2)
고1	-	---	-	---	-	---	-	---	11,824	1.7 (0.1)	11,122	1.8 (0.1)
고2	-	---	-	---	-	---	-	---	12,152	1.8 (0.1)	11,113	1.6 (0.1)
고3	-	---	-	---	-	---	-	---	11,928	2.3 (0.2)	11,509	1.8 (0.2)
학교급												
중학교	-	---	-	---	-	---	-	---	36,156	2.4 (0.1)	34,299	2.2 (0.1)
고등학교	-	---	-	---	-	---	-	---	35,904	1.9 (0.1)	33,744	1.7 (0.1)
남학생												
전체	-	---	-	---	-	---	-	---	36,470	2.5 (0.1)	35,204	2.3 (0.1)
학년												
중1	-	---	-	---	-	---	-	---	6,078	2.4 (0.2)	5,576	2.8 (0.2)
중2	-	---	-	---	-	---	-	---	6,331	2.8 (0.2)	6,038	2.5 (0.2)
중3	-	---	-	---	-	---	-	---	6,154	3.2 (0.3)	6,244	2.6 (0.2)
고1	-	---	-	---	-	---	-	---	6,048	1.9 (0.2)	5,785	2.0 (0.2)
고2	-	---	-	---	-	---	-	---	6,009	2.1 (0.2)	5,777	1.9 (0.2)
고3	-	---	-	---	-	---	-	---	5,850	2.7 (0.2)	5,784	2.3 (0.2)
학교급												
중학교	-	---	-	---	-	---	-	---	18,563	2.8 (0.1)	17,858	2.6 (0.1)
고등학교	-	---	-	---	-	---	-	---	17,907	2.3 (0.1)	17,346	2.1 (0.1)
여학생												
전체	-	---	-	---	-	---	-	---	35,590	1.8 (0.1)	32,839	1.6 (0.1)
학년												
중1	-	---	-	---	-	---	-	---	5,583	2.1 (0.2)	5,210	1.9 (0.2)
중2	-	---	-	---	-	---	-	---	5,944	2.1 (0.2)	5,404	2.1 (0.2)
중3	-	---	-	---	-	---	-	---	6,066	1.8 (0.2)	5,827	1.6 (0.2)
고1	-	---	-	---	-	---	-	---	5,776	1.3 (0.2)	5,337	1.6 (0.2)
고2	-	---	-	---	-	---	-	---	6,143	1.3 (0.1)	5,336	1.2 (0.2)
고3	-	---	-	---	-	---	-	---	6,078	2.0 (0.2)	5,725	1.3 (0.2)
학교급												
중학교	-	---	-	---	-	---	-	---	17,593	2.0 (0.1)	16,441	1.8 (0.1)
고등학교	-	---	-	---	-	---	-	---	17,997	1.5 (0.1)	16,398	1.4 (0.1)

* 최근 12개월 동안, 걸을 때 이어폰(또는 헤드셋)을 사용하거나 핸드폰을 보다가 다쳐서 병원에서 치료를 받은 적이 있는 사람의 분율

* '14년 설문문항 추가

(계속: 이어폰 또는 핸드폰 사용으로 인한 손상 병원 치료 경험률)

(단위: %)

구분	'16		'17		'18		'19		'20		'21	
	분석대상자수	분율(표준오차)	분석대상자수	분율(표준오차)	분석대상자수	분율(표준오차)	분석대상자수	분율(표준오차)	분석대상자수	분율(표준오차)	분석대상자수	분율(표준오차)
전체												
전체	65,528	2.1 (0.1)	-	--	60,040	1.4 (0.1)	-	--	-	--	54,848	1.2 (0.1)
학년												
중1	10,483	1.9 (0.1)	-	--	9,847	1.1 (0.1)	-	--	-	--	10,016	1.0 (0.1)
중2	10,517	2.4 (0.2)	-	--	10,092	1.2 (0.1)	-	--	-	--	10,235	1.3 (0.1)
중3	11,219	2.5 (0.2)	-	--	10,290	1.8 (0.1)	-	--	-	--	9,764	1.1 (0.1)
고1	11,355	1.8 (0.2)	-	--	9,260	1.2 (0.1)	-	--	-	--	8,461	1.3 (0.1)
고2	11,070	1.9 (0.1)	-	--	10,039	1.3 (0.1)	-	--	-	--	8,647	1.3 (0.1)
고3	10,884	2.1 (0.2)	-	--	10,512	1.6 (0.1)	-	--	-	--	7,725	1.3 (0.1)
학교급												
중학교	32,219	2.3 (0.1)	-	--	30,229	1.4 (0.1)	-	--	-	--	30,015	1.1 (0.1)
고등학교	33,309	2.0 (0.1)	-	--	29,811	1.4 (0.1)	-	--	-	--	24,833	1.3 (0.1)
남학생												
전체	33,803	2.6 (0.1)	-	--	30,463	1.5 (0.1)	-	--	-	--	28,401	1.1 (0.1)
학년												
중1	5,516	2.4 (0.2)	-	--	4,960	1.2 (0.2)	-	--	-	--	5,156	0.9 (0.1)
중2	5,466	2.9 (0.2)	-	--	5,137	1.2 (0.2)	-	--	-	--	5,326	1.2 (0.2)
중3	5,760	3.4 (0.3)	-	--	5,231	2.0 (0.2)	-	--	-	--	5,104	0.9 (0.1)
고1	5,861	2.3 (0.2)	-	--	4,805	1.3 (0.2)	-	--	-	--	4,456	1.2 (0.2)
고2	5,744	2.3 (0.2)	-	--	5,110	1.2 (0.2)	-	--	-	--	4,478	1.1 (0.2)
고3	5,456	2.4 (0.2)	-	--	5,220	1.9 (0.2)	-	--	-	--	3,881	1.4 (0.2)
학교급												
중학교	16,742	2.9 (0.1)	-	--	15,328	1.5 (0.1)	-	--	-	--	15,586	1.0 (0.1)
고등학교	17,061	2.3 (0.1)	-	--	15,135	1.5 (0.1)	-	--	-	--	12,815	1.3 (0.1)
여학생												
전체	31,725	1.6 (0.1)	-	--	29,577	1.2 (0.1)	-	--	-	--	26,447	1.3 (0.1)
학년												
중1	4,967	1.3 (0.2)	-	--	4,887	1.0 (0.1)	-	--	-	--	4,860	1.0 (0.1)
중2	5,051	1.8 (0.2)	-	--	4,955	1.2 (0.2)	-	--	-	--	4,909	1.3 (0.2)
중3	5,459	1.6 (0.2)	-	--	5,059	1.6 (0.2)	-	--	-	--	4,660	1.2 (0.2)
고1	5,494	1.4 (0.2)	-	--	4,455	1.1 (0.1)	-	--	-	--	4,005	1.4 (0.2)
고2	5,326	1.6 (0.2)	-	--	4,929	1.3 (0.2)	-	--	-	--	4,169	1.4 (0.2)
고3	5,428	1.7 (0.2)	-	--	5,292	1.3 (0.2)	-	--	-	--	3,844	1.3 (0.2)
학교급												
중학교	15,477	1.6 (0.1)	-	--	14,901	1.3 (0.1)	-	--	-	--	14,429	1.2 (0.1)
고등학교	16,248	1.6 (0.1)	-	--	14,676	1.2 (0.1)	-	--	-	--	12,018	1.3 (0.1)

결과표67. 학교 손상으로 인한 병원 치료 경험률

(단위: %)




구분	'10		'11		'12		'13		'14		'15	
	분석대상자수	분율(표준오차)	분석대상자수	분율(표준오차)	분석대상자수	분율(표준오차)	분석대상자수	분율(표준오차)	분석대상자수	분율(표준오차)	분석대상자수	분율(표준오차)
전체												
전체	-	--	-	--	-	--	72,435	18.1 (0.2)	72,060	23.2 (0.2)	68,043	22.9 (0.2)
학년												
중1	-	--	-	--	-	--	12,199	17.4 (0.4)	11,661	25.0 (0.4)	10,786	24.1 (0.5)
중2	-	--	-	--	-	--	12,113	21.8 (0.5)	12,275	25.6 (0.4)	11,442	25.8 (0.4)
중3	-	--	-	--	-	--	12,218	21.4 (0.5)	12,220	26.5 (0.5)	12,071	24.4 (0.5)
고1	-	--	-	--	-	--	12,028	15.8 (0.4)	11,824	20.7 (0.5)	11,122	20.7 (0.4)
고2	-	--	-	--	-	--	11,865	17.3 (0.5)	12,152	21.2 (0.5)	11,113	21.9 (0.6)
고3	-	--	-	--	-	--	12,012	15.5 (0.5)	11,928	20.8 (0.5)	11,509	20.8 (0.5)
학교급												
중학교	-	--	-	--	-	--	36,530	20.2 (0.3)	36,156	25.7 (0.3)	34,299	24.8 (0.3)
고등학교	-	--	-	--	-	--	35,905	16.2 (0.3)	35,904	20.9 (0.4)	33,744	21.1 (0.4)
남학생												
전체	-	--	-	--	-	--	36,655	22.3 (0.3)	36,470	28.3 (0.3)	35,204	27.4 (0.3)
학년												
중1	-	--	-	--	-	--	6,411	20.8 (0.6)	6,078	29.1 (0.6)	5,576	27.7 (0.7)
중2	-	--	-	--	-	--	6,261	25.9 (0.7)	6,331	30.3 (0.6)	6,038	30.5 (0.6)
중3	-	--	-	--	-	--	6,249	25.8 (0.7)	6,154	31.6 (0.6)	6,244	28.7 (0.7)
고1	-	--	-	--	-	--	6,098	19.7 (0.6)	6,048	25.8 (0.6)	5,785	24.7 (0.5)
고2	-	--	-	--	-	--	5,595	22.3 (0.7)	6,009	26.8 (0.7)	5,777	26.8 (0.7)
고3	-	--	-	--	-	--	6,041	19.7 (0.6)	5,850	26.2 (0.6)	5,784	26.3 (0.7)
학교급												
중학교	-	--	-	--	-	--	18,921	24.2 (0.4)	18,563	30.4 (0.4)	17,858	29.0 (0.4)
고등학교	-	--	-	--	-	--	17,734	20.6 (0.4)	17,907	26.3 (0.4)	17,346	25.9 (0.4)
여학생												
전체	-	--	-	--	-	--	35,780	13.6 (0.2)	35,590	17.8 (0.3)	32,839	17.9 (0.3)
학년												
중1	-	--	-	--	-	--	5,788	13.7 (0.5)	5,583	20.5 (0.6)	5,210	20.1 (0.6)
중2	-	--	-	--	-	--	5,852	17.2 (0.6)	5,944	20.4 (0.6)	5,404	20.7 (0.6)
중3	-	--	-	--	-	--	5,969	16.5 (0.5)	6,066	21.0 (0.6)	5,827	19.6 (0.6)
고1	-	--	-	--	-	--	5,930	11.6 (0.4)	5,776	15.2 (0.5)	5,337	16.4 (0.6)
고2	-	--	-	--	-	--	6,270	11.8 (0.4)	6,143	15.2 (0.6)	5,336	16.7 (0.6)
고3	-	--	-	--	-	--	5,971	10.9 (0.4)	6,078	14.9 (0.5)	5,725	14.9 (0.6)
학교급												
중학교	-	--	-	--	-	--	17,609	15.8 (0.4)	17,593	20.6 (0.4)	16,441	20.1 (0.3)
고등학교	-	--	-	--	-	--	18,171	11.4 (0.2)	17,997	15.1 (0.3)	16,398	16.0 (0.4)

* 최근 12개월 동안 학교(교실, 복도, 운동장 등 학교 울타리 안)에서 다친 것 때문에 병원에서 치료를 받은 적이 있는 사람의 분율

* '13년 설문문항 추가




(계속: 학교 손상으로 인한 병원 치료 경험률)

(단위: %)

구분	'16		'17		'18		'19		'20		'21	
	분석대상자수	분율(표준오차)	분석대상자수	분율(표준오차)	분석대상자수	분율(표준오차)	분석대상자수	분율(표준오차)	분석대상자수	분율(표준오차)	분석대상자수	분율(표준오차)
 전체												
전체	65,528	24.6 (0.3)	62,276	24.2 (0.3)	60,040	19.3 (0.2)	57,303	24.7 (0.3)	54,948	14.9 (0.2)	54,848	12.6 (0.2)
학년												
중1	10,483	25.7 (0.4)	10,189	25.7 (0.5)	9,847	18.5 (0.5)	9,738	27.5 (0.5)	10,005	14.4 (0.4)	10,016	13.8 (0.4)
중2	10,517	27.5 (0.5)	10,377	27.8 (0.5)	10,092	22.2 (0.5)	9,665	28.6 (0.5)	9,564	16.5 (0.4)	10,235	14.8 (0.4)
중3	11,219	27.9 (0.5)	10,319	28.7 (0.5)	10,290	22.6 (0.5)	9,981	27.9 (0.5)	9,392	16.4 (0.4)	9,764	14.8 (0.4)
고1	11,355	22.6 (0.5)	10,165	21.3 (0.5)	9,260	18.1 (0.5)	9,273	22.4 (0.5)	8,907	14.0 (0.4)	8,461	10.6 (0.4)
고2	11,070	23.8 (0.5)	10,800	21.5 (0.5)	10,039	17.3 (0.5)	9,044	23.2 (0.5)	8,907	13.5 (0.5)	8,647	10.0 (0.4)
고3	10,884	21.0 (0.5)	10,426	21.4 (0.5)	10,512	17.5 (0.5)	9,602	19.6 (0.5)	8,173	14.8 (0.5)	7,725	11.3 (0.4)
학교급												
중학교	32,219	27.1 (0.3)	30,885	27.4 (0.3)	30,229	21.2 (0.3)	29,384	28.0 (0.3)	28,961	15.7 (0.3)	30,015	14.5 (0.3)
고등학교	33,309	22.4 (0.4)	31,391	21.4 (0.4)	29,811	17.6 (0.3)	27,919	21.6 (0.4)	25,987	14.1 (0.3)	24,833	10.6 (0.3)
 남학생												
전체	33,803	29.3 (0.3)	31,624	28.9 (0.3)	30,463	23.7 (0.3)	29,841	29.2 (0.3)	28,353	18.5 (0.3)	28,401	15.8 (0.3)
학년												
중1	5,516	30.1 (0.6)	5,178	29.8 (0.7)	4,960	21.8 (0.7)	5,126	31.9 (0.7)	5,098	17.4 (0.6)	5,156	17.2 (0.5)
중2	5,466	32.4 (0.7)	5,272	33.4 (0.7)	5,137	27.1 (0.7)	5,039	33.6 (0.7)	4,823	20.2 (0.6)	5,326	18.5 (0.6)
중3	5,760	33.8 (0.6)	5,202	34.0 (0.7)	5,231	27.6 (0.7)	5,236	33.2 (0.8)	4,909	21.1 (0.6)	5,104	18.7 (0.6)
고1	5,861	27.6 (0.7)	5,069	25.7 (0.6)	4,805	22.8 (0.7)	4,782	25.6 (0.7)	4,602	17.0 (0.6)	4,456	13.2 (0.6)
고2	5,744	28.1 (0.7)	5,610	26.2 (0.8)	5,110	21.4 (0.7)	4,662	27.3 (0.7)	4,631	17.3 (0.7)	4,478	13.4 (0.6)
고3	5,456	25.2 (0.6)	5,293	26.3 (0.7)	5,220	21.9 (0.6)	4,996	24.7 (0.7)	4,290	18.5 (0.7)	3,881	13.7 (0.6)
학교급												
중학교	16,742	32.1 (0.4)	15,652	32.4 (0.4)	15,328	25.6 (0.4)	15,401	32.9 (0.5)	14,830	19.5 (0.4)	15,586	18.1 (0.4)
고등학교	17,061	26.9 (0.4)	15,972	26.1 (0.4)	15,135	22.0 (0.4)	14,440	25.8 (0.5)	13,523	17.6 (0.4)	12,815	13.5 (0.4)
 여학생												
전체	31,725	19.4 (0.3)	30,652	19.0 (0.3)	29,577	14.4 (0.2)	27,462	19.8 (0.3)	26,595	11.0 (0.2)	26,447	9.1 (0.2)
학년												
중1	4,967	21.0 (0.5)	5,011	21.3 (0.6)	4,887	14.9 (0.5)	4,612	22.8 (0.7)	4,907	11.2 (0.5)	4,860	10.3 (0.5)
중2	5,051	22.2 (0.6)	5,105	21.8 (0.6)	4,955	16.9 (0.6)	4,626	23.2 (0.7)	4,741	12.4 (0.5)	4,909	10.8 (0.5)
중3	5,459	21.5 (0.6)	5,117	23.0 (0.7)	5,059	17.1 (0.6)	4,745	22.2 (0.7)	4,483	11.5 (0.5)	4,660	10.7 (0.5)
고1	5,494	17.1 (0.5)	5,096	16.5 (0.6)	4,455	13.0 (0.5)	4,491	18.8 (0.6)	4,305	10.7 (0.5)	4,005	7.7 (0.4)
고2	5,326	19.1 (0.6)	5,190	16.5 (0.5)	4,929	12.8 (0.5)	4,382	18.6 (0.7)	4,276	9.3 (0.4)	4,169	6.5 (0.4)
고3	5,428	16.4 (0.6)	5,133	16.2 (0.6)	5,292	12.6 (0.5)	4,606	14.0 (0.6)	3,883	10.7 (0.5)	3,844	8.6 (0.5)
학교급												
중학교	15,477	21.6 (0.4)	15,233	22.0 (0.4)	14,901	16.4 (0.4)	13,983	22.8 (0.4)	14,131	11.7 (0.3)	14,429	10.6 (0.3)
고등학교	16,248	17.5 (0.4)	15,419	16.4 (0.4)	14,676	12.8 (0.3)	13,479	17.0 (0.4)	12,464	10.2 (0.3)	12,018	7.6 (0.3)

결과표68. 학교 안전교육 경험률

(단위: %)

구분	'10		'11		'12		'13		'14		'15	
	분석대상자수	분율(표준오차)	분석대상자수	분율(표준오차)	분석대상자수	분율(표준오차)	분석대상자수	분율(표준오차)	분석대상자수	분율(표준오차)	분석대상자수	분율(표준오차)
 전 체												
전 체	-	---	-	---	-	---	-	---	72,060	77.7 (0.4)	68,043	83.8 (0.3)
학 년												
중1	-	---	-	---	-	---	-	---	11,661	83.1 (0.6)	10,786	89.6 (0.4)
중2	-	---	-	---	-	---	-	---	12,275	81.4 (0.6)	11,442	87.4 (0.4)
중3	-	---	-	---	-	---	-	---	12,220	77.8 (0.7)	12,071	85.7 (0.5)
고1	-	---	-	---	-	---	-	---	11,824	76.4 (0.8)	11,122	82.9 (0.6)
고2	-	---	-	---	-	---	-	---	12,152	77.1 (0.8)	11,113	84.7 (0.6)
고3	-	---	-	---	-	---	-	---	11,928	71.3 (0.9)	11,509	74.6 (0.8)
학교급												
중학교	-	---	-	---	-	---	-	---	36,156	80.7 (0.5)	34,299	87.4 (0.3)
고등학교	-	---	-	---	-	---	-	---	35,904	75.0 (0.7)	33,744	80.7 (0.6)
 남학생												
전 체	-	---	-	---	-	---	-	---	36,470	72.7 (0.5)	35,204	79.2 (0.4)
학 년												
중1	-	---	-	---	-	---	-	---	6,078	80.2 (0.7)	5,576	86.3 (0.6)
중2	-	---	-	---	-	---	-	---	6,331	77.0 (0.7)	6,038	83.1 (0.6)
중3	-	---	-	---	-	---	-	---	6,154	72.0 (0.9)	6,244	80.5 (0.6)
고1	-	---	-	---	-	---	-	---	6,048	71.8 (1.1)	5,785	78.2 (0.9)
고2	-	---	-	---	-	---	-	---	6,009	70.6 (1.0)	5,777	79.5 (0.9)
고3	-	---	-	---	-	---	-	---	5,850	65.7 (1.1)	5,784	69.8 (1.0)
학교급												
중학교	-	---	-	---	-	---	-	---	18,563	76.3 (0.6)	17,858	83.1 (0.4)
고등학교	-	---	-	---	-	---	-	---	17,907	69.3 (0.8)	17,346	75.8 (0.7)
 여학생												
전 체	-	---	-	---	-	---	-	---	35,590	83.2 (0.5)	32,839	88.8 (0.4)
학 년												
중1	-	---	-	---	-	---	-	---	5,583	86.3 (0.7)	5,210	93.2 (0.4)
중2	-	---	-	---	-	---	-	---	5,944	86.3 (0.8)	5,404	92.1 (0.5)
중3	-	---	-	---	-	---	-	---	6,066	84.1 (0.7)	5,827	91.4 (0.5)
고1	-	---	-	---	-	---	-	---	5,776	81.6 (1.0)	5,337	88.0 (0.7)
고2	-	---	-	---	-	---	-	---	6,143	84.1 (0.9)	5,336	90.3 (0.6)
고3	-	---	-	---	-	---	-	---	6,078	77.6 (1.1)	5,725	79.7 (1.1)
학교급												
중학교	-	---	-	---	-	---	-	---	17,593	85.5 (0.6)	16,441	92.1 (0.3)
고등학교	-	---	-	---	-	---	-	---	17,997	81.1 (0.8)	16,398	85.9 (0.6)

* 최근 12개월 동안 학교에서 안전교육을 받은 적이 있는 사람의 분율

* '14년 설문문항 추가

(계속: 학교 안전교육 경험률)

(단위: %)

구분	'16		'17		'18		'19		'20		'21	
	분석대상자수	분율(표준오차)	분석대상자수	분율(표준오차)	분석대상자수	분율(표준오차)	분석대상자수	분율(표준오차)	분석대상자수	분율(표준오차)	분석대상자수	분율(표준오차)
전체												
전체	65,528	85.2 (0.3)	62,276	84.0 (0.3)	60,040	88.7 (0.3)	57,303	87.7 (0.3)	54,948	82.9 (0.3)	54,848	80.1 (0.4)
학년												
중1	10,483	90.2 (0.4)	10,189	88.9 (0.4)	9,847	94.3 (0.3)	9,738	92.3 (0.4)	10,005	83.6 (0.5)	10,016	88.6 (0.5)
중2	10,517	88.7 (0.4)	10,377	88.6 (0.5)	10,092	92.5 (0.3)	9,665	91.2 (0.4)	9,564	85.8 (0.5)	10,235	84.9 (0.6)
중3	11,219	87.4 (0.5)	10,319	85.9 (0.5)	10,290	90.5 (0.4)	9,981	88.7 (0.5)	9,392	84.7 (0.6)	9,764	82.6 (0.6)
고1	11,355	85.0 (0.6)	10,165	82.9 (0.6)	9,260	88.1 (0.5)	9,273	86.9 (0.5)	8,907	78.6 (0.7)	8,461	79.9 (0.7)
고2	11,070	85.3 (0.6)	10,800	84.2 (0.6)	10,039	87.8 (0.5)	9,044	86.6 (0.5)	8,907	84.1 (0.5)	8,647	75.6 (0.8)
고3	10,884	76.3 (0.8)	10,426	75.4 (0.8)	10,512	81.5 (0.6)	9,602	81.4 (0.6)	8,173	80.9 (0.6)	7,725	68.7 (0.9)
학교급												
중학교	32,219	88.7 (0.3)	30,885	87.8 (0.3)	30,229	92.4 (0.2)	29,384	90.7 (0.3)	28,961	84.6 (0.4)	30,015	85.4 (0.4)
고등학교	33,309	82.2 (0.5)	31,391	80.8 (0.5)	29,811	85.5 (0.4)	27,919	84.9 (0.4)	25,987	81.2 (0.4)	24,833	74.6 (0.6)
남학생												
전체	33,803	80.6 (0.4)	31,624	80.0 (0.4)	30,463	85.5 (0.4)	29,841	83.6 (0.4)	28,353	79.9 (0.4)	28,401	76.7 (0.5)
학년												
중1	5,516	87.4 (0.6)	5,178	86.3 (0.6)	4,960	92.1 (0.5)	5,126	90.1 (0.6)	5,098	81.4 (0.7)	5,156	86.6 (0.7)
중2	5,466	84.8 (0.6)	5,272	85.0 (0.7)	5,137	89.8 (0.5)	5,039	87.8 (0.6)	4,823	83.6 (0.7)	5,326	82.0 (0.8)
중3	5,760	83.3 (0.7)	5,202	82.1 (0.7)	5,231	87.4 (0.6)	5,236	83.5 (0.7)	4,909	81.8 (0.8)	5,104	79.0 (0.8)
고1	5,861	80.1 (0.8)	5,069	79.1 (0.8)	4,805	85.0 (0.7)	4,782	82.1 (0.8)	4,602	75.5 (0.9)	4,456	76.0 (1.0)
고2	5,744	80.3 (0.9)	5,610	79.9 (0.8)	5,110	83.7 (0.7)	4,662	81.9 (0.7)	4,631	80.0 (0.7)	4,478	71.6 (1.0)
고3	5,456	70.5 (1.1)	5,293	70.3 (1.0)	5,220	77.7 (0.9)	4,996	77.4 (0.8)	4,290	77.2 (0.9)	3,881	64.7 (1.2)
학교급												
중학교	16,742	85.1 (0.4)	15,652	84.5 (0.5)	15,328	89.7 (0.4)	15,401	87.1 (0.4)	14,830	82.3 (0.5)	15,586	82.6 (0.5)
고등학교	17,061	77.0 (0.7)	15,972	76.4 (0.6)	15,135	81.8 (0.6)	14,440	80.4 (0.5)	13,523	77.6 (0.6)	12,815	70.6 (0.7)
여학생												
전체	31,725	90.1 (0.3)	30,652	88.2 (0.3)	29,577	92.2 (0.2)	27,462	92.1 (0.3)	26,595	86.2 (0.3)	26,447	83.8 (0.4)
학년												
중1	4,967	93.3 (0.5)	5,011	91.7 (0.5)	4,887	96.6 (0.3)	4,612	94.6 (0.4)	4,907	85.8 (0.7)	4,860	90.7 (0.5)
중2	5,051	93.1 (0.5)	5,105	92.4 (0.5)	4,955	95.3 (0.3)	4,626	95.0 (0.4)	4,741	88.1 (0.6)	4,909	87.9 (0.7)
중3	5,459	91.9 (0.5)	5,117	90.1 (0.6)	5,059	94.0 (0.4)	4,745	94.2 (0.4)	4,483	87.7 (0.6)	4,660	86.4 (0.8)
고1	5,494	90.4 (0.6)	5,096	87.1 (0.7)	4,455	91.4 (0.5)	4,491	92.1 (0.5)	4,305	82.0 (0.9)	4,005	84.1 (0.8)
고2	5,326	90.7 (0.6)	5,190	88.9 (0.6)	4,929	92.4 (0.5)	4,382	91.8 (0.5)	4,276	88.6 (0.6)	4,169	79.9 (1.0)
고3	5,428	82.7 (0.9)	5,133	80.8 (0.9)	5,292	85.7 (0.7)	4,606	85.7 (0.7)	3,883	85.1 (0.7)	3,844	73.1 (1.0)
학교급												
중학교	15,477	92.7 (0.3)	15,233	91.4 (0.4)	14,901	95.2 (0.2)	13,983	94.6 (0.3)	14,131	87.1 (0.4)	14,429	88.4 (0.5)
고등학교	16,248	87.9 (0.5)	15,419	85.6 (0.5)	14,676	89.6 (0.4)	13,479	89.7 (0.4)	12,464	85.3 (0.5)	12,018	78.9 (0.7)

결과표69. 학교에서 점심식사 후 칫솔질 실천율

(단위: %)

구분	'10		'11		'12		'13		'14		'15	
	분석대상자수	분율(표준오차)	분석대상자수	분율(표준오차)	분석대상자수	분율(표준오차)	분석대상자수	분율(표준오차)	분석대상자수	분율(표준오차)	분석대상자수	분율(표준오차)
전체												
전체	73,238	40.8 (0.8)	75,643	41.3 (0.6)	74,186	38.6 (0.7)	72,435	36.7 (0.7)	72,060	38.9 (0.6)	68,043	39.4 (0.7)
학년												
중1	12,468	21.1 (1.1)	12,728	20.1 (0.9)	12,362	19.0 (0.7)	12,199	18.4 (0.9)	11,661	19.8 (0.8)	10,786	22.9 (1.0)
중2	12,499	24.5 (0.9)	12,903	24.1 (0.8)	12,384	23.8 (0.9)	12,113	21.2 (0.9)	12,275	23.0 (0.9)	11,442	23.7 (0.9)
중3	12,603	32.2 (1.2)	12,843	33.5 (1.1)	12,551	30.8 (0.9)	12,218	29.7 (1.0)	12,220	30.4 (0.9)	12,071	31.3 (1.0)
고1	12,021	50.2 (1.4)	12,569	49.3 (1.2)	12,451	45.0 (1.3)	12,028	42.6 (1.2)	11,824	47.1 (1.1)	11,122	45.6 (1.2)
고2	12,124	55.7 (1.4)	12,508	56.7 (1.3)	12,315	51.5 (1.3)	11,865	48.5 (1.3)	12,152	50.0 (1.2)	11,113	49.8 (1.2)
고3	11,523	61.3 (1.2)	12,092	63.3 (1.1)	12,123	59.9 (1.3)	12,012	58.0 (1.3)	11,928	59.5 (1.1)	11,509	57.1 (1.2)
학교급												
중학교	37,570	26.0 (0.8)	38,474	26.0 (0.7)	37,297	24.7 (0.6)	36,530	23.1 (0.7)	36,156	24.5 (0.7)	34,299	26.4 (0.7)
고등학교	35,668	55.7 (1.1)	37,169	56.3 (1.0)	36,889	52.1 (1.1)	35,905	49.7 (1.1)	35,904	52.2 (1.0)	33,744	50.9 (1.0)
남학생												
전체	38,391	31.4 (1.0)	37,873	30.6 (0.7)	38,221	26.9 (0.7)	36,655	25.0 (0.7)	36,470	27.7 (0.7)	35,204	27.7 (0.7)
학년												
중1	6,519	16.8 (0.8)	6,548	15.6 (0.8)	6,364	15.1 (0.6)	6,411	15.0 (0.8)	6,078	14.2 (0.8)	5,576	17.4 (1.0)
중2	6,620	17.1 (0.7)	6,413	15.9 (0.7)	6,394	15.8 (0.7)	6,261	12.3 (0.7)	6,331	14.8 (0.8)	6,038	15.0 (0.8)
중3	6,817	20.7 (0.9)	6,589	18.9 (0.8)	6,525	17.6 (0.7)	6,249	16.2 (0.8)	6,154	17.5 (0.8)	6,244	18.7 (0.9)
고1	6,229	38.9 (2.0)	6,386	36.6 (1.3)	6,606	30.3 (1.3)	6,098	28.1 (1.4)	6,048	35.0 (1.3)	5,785	32.5 (1.3)
고2	6,273	45.1 (2.0)	5,954	42.9 (1.7)	6,221	35.8 (1.4)	5,595	33.2 (1.4)	6,009	35.3 (1.4)	5,777	35.6 (1.3)
고3	5,933	49.9 (1.9)	5,983	52.6 (1.4)	6,111	45.4 (1.6)	6,041	43.4 (1.5)	5,850	46.5 (1.4)	5,784	43.3 (1.5)
학교급												
중학교	19,956	18.2 (0.6)	19,550	16.8 (0.6)	19,283	16.2 (0.5)	18,921	14.5 (0.5)	18,563	15.6 (0.6)	17,858	17.1 (0.7)
고등학교	18,435	44.5 (1.6)	18,323	44.0 (1.2)	18,938	37.1 (1.2)	17,734	35.0 (1.2)	17,907	39.0 (1.1)	17,346	37.2 (1.1)
여학생												
전체	34,847	51.3 (1.1)	37,770	53.2 (0.9)	35,965	51.6 (0.9)	35,780	49.6 (0.9)	35,590	51.1 (0.8)	32,839	52.0 (0.9)
학년												
중1	5,949	25.7 (1.7)	6,180	25.0 (1.4)	5,998	23.3 (1.2)	5,788	22.1 (1.2)	5,583	25.8 (1.2)	5,210	29.0 (1.4)
중2	5,879	32.6 (1.5)	6,490	33.0 (1.3)	5,990	32.5 (1.3)	5,852	30.9 (1.4)	5,944	31.9 (1.3)	5,404	33.2 (1.4)
중3	5,786	45.1 (1.8)	6,254	49.7 (1.6)	6,026	45.0 (1.4)	5,969	44.6 (1.4)	6,066	44.4 (1.3)	5,827	45.2 (1.4)
고1	5,792	63.2 (1.7)	6,183	63.6 (1.6)	5,845	61.4 (1.7)	5,930	58.2 (1.5)	5,776	60.4 (1.5)	5,337	59.9 (1.6)
고2	5,851	67.9 (2.1)	6,554	72.4 (1.3)	6,094	69.0 (1.6)	6,270	65.4 (1.3)	6,143	65.8 (1.2)	5,336	65.3 (1.5)
고3	5,590	74.0 (1.7)	6,109	75.4 (1.4)	6,012	76.2 (1.3)	5,971	74.2 (1.2)	6,078	73.6 (1.2)	5,725	71.9 (1.4)
학교급												
중학교	17,614	34.5 (1.2)	18,924	36.1 (1.0)	18,014	33.9 (0.9)	17,609	32.6 (1.0)	17,593	34.3 (0.9)	16,441	36.5 (1.0)
고등학교	17,233	68.3 (1.5)	18,846	70.4 (1.1)	17,951	68.8 (1.2)	18,171	65.9 (1.1)	17,997	66.7 (1.0)	16,398	65.8 (1.2)

* 최근 7일 동안 학교에서 점심식사 후 칫솔질을 '항상' 또는 '대부분' 한 사람의 분율

(계속: 학교에서 점심식사 후 컵술질 실천율)

(단위: %)

구분	'16		'17		'18		'19		'20		'21	
	분석대상자수	분율(표준오차)	분석대상자수	분율(표준오차)	분석대상자수	분율(표준오차)	분석대상자수	분율(표준오차)	분석대상자수	분율(표준오차)	분석대상자수	분율(표준오차)
전체												
전체	65,528	39.3 (0.6)	62,276	38.5 (0.6)	60,040	39.5 (0.7)	57,303	38.5 (0.6)	54,948	32.6 (0.6)	54,848	22.6 (0.5)
학년												
중1	10,483	21.9 (0.9)	10,189	22.4 (0.9)	9,847	27.7 (1.0)	9,738	25.6 (0.9)	10,005	21.2 (0.9)	10,016	9.6 (0.5)
중2	10,517	24.0 (0.9)	10,377	22.5 (0.9)	10,092	24.7 (0.9)	9,665	25.9 (0.9)	9,564	19.7 (0.7)	10,235	11.8 (0.6)
중3	11,219	30.5 (1.0)	10,319	29.2 (0.9)	10,290	31.8 (1.0)	9,981	29.4 (0.9)	9,392	21.8 (0.8)	9,764	15.4 (0.7)
고1	11,355	44.7 (1.1)	10,165	42.7 (1.1)	9,260	43.1 (1.1)	9,273	42.0 (1.1)	8,907	38.1 (1.1)	8,461	24.4 (0.9)
고2	11,070	49.4 (1.2)	10,800	49.4 (1.1)	10,039	47.9 (1.1)	9,044	48.1 (1.1)	8,907	42.0 (1.1)	8,647	31.4 (1.0)
고3	10,884	58.1 (1.2)	10,426	57.4 (1.2)	10,512	55.7 (1.2)	9,602	56.4 (1.1)	8,173	52.1 (1.2)	7,725	43.7 (1.1)
학교급												
중학교	32,219	25.6 (0.8)	30,885	24.7 (0.7)	30,229	28.1 (0.8)	29,384	27.0 (0.7)	28,961	20.9 (0.6)	30,015	12.2 (0.4)
고등학교	33,309	50.7 (1.0)	31,391	50.0 (0.9)	29,811	49.4 (1.0)	27,919	49.0 (0.9)	25,987	44.0 (0.9)	24,833	33.4 (0.7)
남학생												
전체	33,803	28.7 (0.7)	31,624	29.6 (0.7)	30,463	29.8 (0.7)	29,841	29.2 (0.6)	28,353	24.9 (0.6)	28,401	17.9 (0.5)
학년												
중1	5,516	15.5 (0.9)	5,178	17.9 (0.9)	4,960	20.8 (1.0)	5,126	18.7 (0.8)	5,098	17.1 (0.9)	5,156	8.7 (0.5)
중2	5,466	16.8 (0.9)	5,272	15.7 (0.8)	5,137	17.5 (0.8)	5,039	18.7 (0.9)	4,823	15.5 (0.7)	5,326	8.6 (0.5)
중3	5,760	18.9 (0.8)	5,202	20.5 (0.9)	5,231	22.0 (1.0)	5,236	20.7 (0.9)	4,909	16.1 (0.8)	5,104	11.4 (0.7)
고1	5,861	32.9 (1.3)	5,069	32.3 (1.4)	4,805	33.8 (1.3)	4,782	31.5 (1.1)	4,602	28.4 (1.2)	4,456	19.7 (1.1)
고2	5,744	37.1 (1.3)	5,610	38.9 (1.4)	5,110	36.1 (1.3)	4,662	37.0 (1.2)	4,631	30.3 (1.2)	4,478	24.2 (1.0)
고3	5,456	44.9 (1.4)	5,293	45.7 (1.5)	5,220	43.2 (1.4)	4,996	45.4 (1.3)	4,290	41.2 (1.5)	3,881	35.0 (1.3)
학교급												
중학교	16,742	17.1 (0.6)	15,652	18.0 (0.6)	15,328	20.1 (0.7)	15,401	19.4 (0.6)	14,830	16.3 (0.5)	15,586	9.5 (0.4)
고등학교	17,061	38.3 (1.1)	15,972	39.1 (1.1)	15,135	38.1 (1.1)	14,440	38.2 (0.9)	13,523	33.3 (1.0)	12,815	26.5 (0.9)
여학생												
전체	31,725	50.9 (0.9)	30,652	48.3 (0.9)	29,577	50.1 (0.9)	27,462	48.5 (0.8)	26,595	40.8 (0.8)	26,447	27.6 (0.7)
학년												
중1	4,967	28.7 (1.4)	5,011	27.3 (1.3)	4,887	35.3 (1.5)	4,612	33.0 (1.4)	4,907	25.5 (1.3)	4,860	10.6 (0.8)
중2	5,051	31.9 (1.4)	5,105	29.8 (1.3)	4,955	32.4 (1.4)	4,626	33.5 (1.4)	4,741	24.1 (1.0)	4,909	15.2 (0.9)
중3	5,459	43.1 (1.4)	5,117	38.7 (1.4)	5,059	42.4 (1.5)	4,745	38.9 (1.3)	4,483	28.0 (1.2)	4,660	19.7 (1.1)
고1	5,494	57.7 (1.4)	5,096	54.0 (1.5)	4,455	53.3 (1.6)	4,491	53.3 (1.5)	4,305	48.5 (1.6)	4,005	29.5 (1.4)
고2	5,326	62.7 (1.5)	5,190	60.9 (1.4)	4,929	60.7 (1.4)	4,382	60.3 (1.5)	4,276	54.8 (1.6)	4,169	39.0 (1.4)
고3	5,428	72.5 (1.4)	5,133	70.1 (1.4)	5,292	69.3 (1.2)	4,606	68.3 (1.4)	3,883	64.1 (1.5)	3,844	53.1 (1.6)
학교급												
중학교	15,477	34.9 (1.1)	15,233	31.9 (1.0)	14,901	36.8 (1.1)	13,983	35.2 (1.0)	14,131	25.8 (0.8)	14,429	15.1 (0.7)
고등학교	16,248	64.2 (1.1)	15,419	61.9 (1.1)	14,676	61.7 (1.1)	13,479	60.8 (1.1)	12,464	55.7 (1.1)	12,018	40.8 (1.1)

결과표70. 연간 실란트(치아홈메우기) 경험률

(단위: %)

구분	'10		'11		'12		'13		'14		'15	
	분석대상자수	분율(표준오차)	분석대상자수	분율(표준오차)	분석대상자수	분율(표준오차)	분석대상자수	분율(표준오차)	분석대상자수	분율(표준오차)	분석대상자수	분율(표준오차)
전체												
전체	73,238	26.5 (0.2)	75,643	27.0 (0.2)	74,186	25.4 (0.2)	72,435	27.5 (0.2)	72,060	26.9 (0.2)	68,043	26.9 (0.2)
학년												
중1	12,468	29.1 (0.6)	12,728	30.5 (0.5)	12,362	29.9 (0.5)	12,199	31.5 (0.5)	11,661	31.5 (0.5)	10,786	31.0 (0.5)
중2	12,499	25.8 (0.6)	12,903	26.7 (0.4)	12,384	26.6 (0.5)	12,113	29.9 (0.5)	12,275	29.2 (0.5)	11,442	29.2 (0.5)
중3	12,603	26.1 (0.5)	12,843	25.7 (0.4)	12,551	24.2 (0.4)	12,218	27.0 (0.4)	12,220	27.2 (0.4)	12,071	26.9 (0.4)
고1	12,021	28.0 (0.5)	12,569	28.4 (0.4)	12,451	24.2 (0.4)	12,028	25.2 (0.4)	11,824	26.3 (0.5)	11,122	25.3 (0.5)
고2	12,124	26.6 (0.5)	12,508	26.6 (0.4)	12,315	25.7 (0.5)	11,865	26.8 (0.4)	12,152	24.5 (0.4)	11,113	26.6 (0.5)
고3	11,523	23.3 (0.4)	12,092	23.9 (0.5)	12,123	22.5 (0.4)	12,012	24.8 (0.4)	11,928	23.6 (0.4)	11,509	23.8 (0.4)
학교급												
중학교	37,570	27.0 (0.4)	38,474	27.6 (0.3)	37,297	26.8 (0.3)	36,530	29.5 (0.3)	36,156	29.2 (0.3)	34,299	28.8 (0.3)
고등학교	35,668	26.0 (0.3)	37,169	26.4 (0.3)	36,889	24.1 (0.3)	35,905	25.6 (0.3)	35,904	24.8 (0.3)	33,744	25.2 (0.3)
남학생												
전체	38,391	23.5 (0.3)	37,873	23.5 (0.3)	38,221	22.1 (0.3)	36,655	24.4 (0.3)	36,470	24.1 (0.2)	35,204	23.8 (0.3)
학년												
중1	6,519	25.2 (0.7)	6,548	26.6 (0.6)	6,364	25.7 (0.6)	6,411	27.5 (0.6)	6,078	27.9 (0.6)	5,576	27.0 (0.7)
중2	6,620	22.4 (0.6)	6,413	23.4 (0.6)	6,394	22.4 (0.5)	6,261	26.6 (0.6)	6,331	26.5 (0.6)	6,038	26.2 (0.6)
중3	6,817	22.3 (0.7)	6,589	22.4 (0.6)	6,525	21.1 (0.6)	6,249	23.2 (0.6)	6,154	24.0 (0.6)	6,244	23.3 (0.6)
고1	6,229	25.5 (0.7)	6,386	25.3 (0.5)	6,606	20.8 (0.5)	6,098	23.0 (0.6)	6,048	23.1 (0.6)	5,785	22.8 (0.6)
고2	6,273	24.3 (0.7)	5,954	23.7 (0.6)	6,221	23.3 (0.6)	5,595	24.2 (0.6)	6,009	21.8 (0.6)	5,777	23.3 (0.6)
고3	5,933	21.2 (0.6)	5,983	19.9 (0.6)	6,111	19.6 (0.5)	6,041	22.0 (0.5)	5,850	21.8 (0.6)	5,784	21.0 (0.5)
학교급												
중학교	19,956	23.3 (0.4)	19,550	24.1 (0.4)	19,283	23.0 (0.4)	18,921	25.8 (0.4)	18,563	26.1 (0.4)	17,858	25.3 (0.4)
고등학교	18,435	23.7 (0.4)	18,323	23.0 (0.3)	18,938	21.2 (0.4)	17,734	23.1 (0.3)	17,907	22.3 (0.3)	17,346	22.3 (0.4)
여학생												
전체	34,847	29.8 (0.4)	37,770	30.8 (0.3)	35,965	29.2 (0.3)	35,780	30.9 (0.3)	35,590	30.0 (0.3)	32,839	30.4 (0.3)
학년												
중1	5,949	33.3 (0.9)	6,180	34.8 (0.7)	5,998	34.5 (0.7)	5,788	36.0 (0.8)	5,583	35.3 (0.7)	5,210	35.3 (0.8)
중2	5,879	29.6 (1.0)	6,490	30.3 (0.6)	5,990	31.2 (0.7)	5,852	33.5 (0.8)	5,944	32.2 (0.6)	5,404	32.4 (0.8)
중3	5,786	30.4 (0.8)	6,254	29.3 (0.6)	6,026	27.5 (0.6)	5,969	31.2 (0.6)	6,066	30.8 (0.6)	5,827	30.8 (0.6)
고1	5,792	30.7 (0.7)	6,183	31.9 (0.7)	5,845	28.1 (0.7)	5,930	27.6 (0.6)	5,776	29.8 (0.7)	5,337	28.1 (0.7)
고2	5,851	29.2 (0.7)	6,554	29.9 (0.6)	6,094	28.3 (0.7)	6,270	29.6 (0.6)	6,143	27.5 (0.6)	5,336	30.2 (0.7)
고3	5,590	25.7 (0.7)	6,109	28.5 (0.6)	6,012	25.7 (0.6)	5,971	27.9 (0.5)	6,078	25.5 (0.6)	5,725	26.9 (0.6)
학교급												
중학교	17,614	31.1 (0.7)	18,924	31.4 (0.4)	18,014	31.0 (0.4)	17,609	33.5 (0.5)	17,593	32.7 (0.4)	16,441	32.7 (0.5)
고등학교	17,233	28.6 (0.4)	18,846	30.2 (0.4)	17,951	27.4 (0.4)	18,171	28.4 (0.4)	17,997	27.6 (0.4)	16,398	28.4 (0.4)

* 최근 12개월 동안 실란트(치아홈메우기)를 받은 적이 있는 사람의 분율

(계속: 연간 실란트(치아홈메우기) 경험률)

(단위: %)

구분	'16		'17		'18		'19		'20		'21	
	분석대상자수	분율(표준오차)	분석대상자수	분율(표준오차)	분석대상자수	분율(표준오차)	분석대상자수	분율(표준오차)	분석대상자수	분율(표준오차)	분석대상자수	분율(표준오차)
전체												
전체	65,528	27.5 (0.2)	62,276	27.8 (0.2)	60,040	28.8 (0.2)	57,303	28.0 (0.2)	54,948	28.1 (0.3)	54,848	27.2 (0.3)
학년												
중1	10,483	31.2 (0.6)	10,189	31.9 (0.5)	9,847	32.5 (0.6)	9,738	31.9 (0.6)	10,005	29.3 (0.5)	10,016	29.2 (0.5)
중2	10,517	29.7 (0.5)	10,377	30.4 (0.5)	10,092	31.1 (0.6)	9,665	29.7 (0.6)	9,564	29.5 (0.6)	10,235	28.5 (0.6)
중3	11,219	27.9 (0.4)	10,319	28.3 (0.5)	10,290	28.8 (0.5)	9,981	28.9 (0.5)	9,392	28.8 (0.5)	9,764	27.5 (0.5)
고1	11,355	26.1 (0.5)	10,165	25.1 (0.5)	9,260	27.1 (0.6)	9,273	26.3 (0.5)	8,907	27.4 (0.5)	8,461	28.0 (0.6)
고2	11,070	26.9 (0.5)	10,800	27.1 (0.5)	10,039	28.4 (0.5)	9,044	26.9 (0.5)	8,907	28.4 (0.5)	8,647	26.1 (0.5)
고3	10,884	24.3 (0.5)	10,426	25.0 (0.4)	10,512	26.2 (0.4)	9,602	25.0 (0.5)	8,173	25.0 (0.5)	7,725	23.7 (0.5)
학교급												
중학교	32,219	29.6 (0.3)	30,885	30.2 (0.4)	30,229	30.7 (0.4)	29,384	30.1 (0.4)	28,961	29.2 (0.4)	30,015	28.4 (0.4)
고등학교	33,309	25.8 (0.3)	31,391	25.8 (0.3)	29,811	27.2 (0.3)	27,919	26.0 (0.3)	25,987	27.0 (0.3)	24,833	25.9 (0.3)
남학생												
전체	33,803	24.2 (0.3)	31,624	24.9 (0.3)	30,463	25.7 (0.3)	29,841	24.6 (0.3)	28,353	24.4 (0.3)	28,401	23.7 (0.3)
학년												
중1	5,516	27.3 (0.6)	5,178	28.8 (0.7)	4,960	28.6 (0.7)	5,126	28.1 (0.7)	5,098	25.3 (0.6)	5,156	26.0 (0.6)
중2	5,466	26.6 (0.6)	5,272	28.2 (0.7)	5,137	28.9 (0.7)	5,039	26.4 (0.8)	4,823	25.9 (0.8)	5,326	24.9 (0.7)
중3	5,760	24.5 (0.6)	5,202	24.9 (0.7)	5,231	25.2 (0.6)	5,236	25.4 (0.6)	4,909	25.5 (0.6)	5,104	23.5 (0.6)
고1	5,861	23.0 (0.6)	5,069	21.7 (0.6)	4,805	23.2 (0.6)	4,782	21.6 (0.6)	4,602	23.7 (0.7)	4,456	24.6 (0.8)
고2	5,744	24.3 (0.6)	5,610	25.0 (0.7)	5,110	25.3 (0.6)	4,662	24.4 (0.6)	4,631	25.2 (0.7)	4,478	23.1 (0.7)
고3	5,456	21.0 (0.5)	5,293	21.9 (0.5)	5,220	23.7 (0.5)	4,996	22.5 (0.6)	4,290	21.1 (0.6)	3,881	20.3 (0.6)
학교급												
중학교	16,742	26.1 (0.4)	15,652	27.3 (0.5)	15,328	27.5 (0.4)	15,401	26.6 (0.4)	14,830	25.6 (0.4)	15,586	24.8 (0.4)
고등학교	17,061	22.8 (0.4)	15,972	22.9 (0.4)	15,135	24.1 (0.3)	14,440	22.8 (0.4)	13,523	23.4 (0.4)	12,815	22.6 (0.4)
여학생												
전체	31,725	31.0 (0.3)	30,652	30.9 (0.3)	29,577	32.3 (0.3)	27,462	31.6 (0.3)	26,595	32.0 (0.3)	26,447	30.9 (0.3)
학년												
중1	4,967	35.5 (0.8)	5,011	35.3 (0.7)	4,887	36.6 (0.9)	4,612	36.0 (0.7)	4,907	33.6 (0.7)	4,860	32.7 (0.8)
중2	5,051	33.1 (0.7)	5,105	32.7 (0.7)	4,955	33.4 (0.8)	4,626	33.2 (0.8)	4,741	33.4 (0.8)	4,909	32.4 (0.8)
중3	5,459	31.6 (0.7)	5,117	32.0 (0.7)	5,059	32.8 (0.6)	4,745	32.5 (0.7)	4,483	32.3 (0.8)	4,660	31.7 (0.7)
고1	5,494	29.6 (0.7)	5,096	28.9 (0.7)	4,455	31.3 (0.8)	4,491	31.5 (0.8)	4,305	31.4 (0.7)	4,005	31.7 (0.7)
고2	5,326	29.7 (0.7)	5,190	29.4 (0.7)	4,929	31.8 (0.8)	4,382	29.6 (0.7)	4,276	31.9 (0.8)	4,169	29.3 (0.7)
고3	5,428	27.8 (0.7)	5,133	28.3 (0.6)	5,292	29.1 (0.6)	4,606	27.6 (0.6)	3,883	29.4 (0.8)	3,844	27.4 (0.7)
학교급												
중학교	15,477	33.4 (0.5)	15,233	33.3 (0.5)	14,901	34.2 (0.5)	13,983	33.9 (0.5)	14,131	33.2 (0.5)	14,429	32.3 (0.5)
고등학교	16,248	29.0 (0.4)	15,419	28.9 (0.4)	14,676	30.6 (0.4)	13,479	29.5 (0.4)	12,464	30.9 (0.5)	12,018	29.4 (0.4)

결과표71. 연간 치아 통증 경험률

(단위: %)

구분	'10		'11		'12		'13		'14		'15	
	분석대상자수	분율(표준오차)	분석대상자수	분율(표준오차)	분석대상자수	분율(표준오차)	분석대상자수	분율(표준오차)	분석대상자수	분율(표준오차)	분석대상자수	분율(표준오차)
전체												
전체	73,238	48.4 (0.3)	75,643	48.0 (0.3)	74,186	46.5 (0.2)	72,435	45.6 (0.3)	72,060	44.5 (0.2)	68,043	44.1 (0.3)
학년												
중1	12,468	41.9 (0.6)	12,728	40.2 (0.5)	12,362	38.3 (0.5)	12,199	37.3 (0.5)	11,661	36.7 (0.5)	10,786	36.9 (0.5)
중2	12,499	44.1 (0.6)	12,903	44.5 (0.5)	12,384	43.4 (0.5)	12,113	41.7 (0.5)	12,275	40.9 (0.5)	11,442	40.9 (0.5)
중3	12,603	47.6 (0.6)	12,843	46.6 (0.5)	12,551	46.9 (0.5)	12,218	46.3 (0.5)	12,220	43.4 (0.5)	12,071	42.8 (0.5)
고1	12,021	52.2 (0.7)	12,569	50.9 (0.5)	12,451	48.9 (0.5)	12,028	46.8 (0.5)	11,824	46.9 (0.6)	11,122	45.3 (0.6)
고2	12,124	51.9 (0.6)	12,508	52.6 (0.5)	12,315	49.7 (0.6)	11,865	50.5 (0.5)	12,152	48.8 (0.5)	11,113	48.1 (0.6)
고3	11,523	52.4 (0.6)	12,092	52.7 (0.5)	12,123	51.2 (0.5)	12,012	50.4 (0.6)	11,928	49.4 (0.5)	11,509	48.7 (0.5)
학교급												
중학교	37,570	44.6 (0.4)	38,474	43.8 (0.3)	37,297	43.0 (0.3)	36,530	41.8 (0.3)	36,156	40.5 (0.3)	34,299	40.5 (0.3)
고등학교	35,668	52.1 (0.5)	37,169	52.0 (0.4)	36,889	49.9 (0.4)	35,905	49.2 (0.4)	35,904	48.4 (0.4)	33,744	47.4 (0.4)
남학생												
전체	38,391	43.2 (0.4)	37,873	43.2 (0.3)	38,221	42.0 (0.3)	36,655	40.8 (0.3)	36,470	40.2 (0.3)	35,204	39.4 (0.3)
학년												
중1	6,519	38.7 (0.8)	6,548	37.7 (0.8)	6,364	35.6 (0.6)	6,411	33.6 (0.6)	6,078	33.6 (0.6)	5,576	34.2 (0.7)
중2	6,620	38.7 (0.7)	6,413	39.6 (0.7)	6,394	39.0 (0.7)	6,261	37.8 (0.7)	6,331	36.0 (0.6)	6,038	37.0 (0.7)
중3	6,817	41.8 (0.8)	6,589	40.6 (0.7)	6,525	42.3 (0.7)	6,249	41.7 (0.7)	6,154	39.3 (0.6)	6,244	37.7 (0.7)
고1	6,229	46.7 (0.8)	6,386	45.8 (0.6)	6,606	43.6 (0.6)	6,098	41.1 (0.7)	6,048	42.3 (0.7)	5,785	39.6 (0.7)
고2	6,273	46.6 (0.8)	5,954	47.8 (0.7)	6,221	43.5 (0.7)	5,595	45.7 (0.7)	6,009	43.9 (0.6)	5,777	42.8 (0.7)
고3	5,933	46.7 (0.8)	5,983	47.5 (0.7)	6,111	47.2 (0.7)	6,041	44.6 (0.6)	5,850	44.8 (0.7)	5,784	43.4 (0.7)
학교급												
중학교	19,956	39.8 (0.5)	19,550	39.3 (0.4)	19,283	39.0 (0.4)	18,921	37.7 (0.4)	18,563	36.4 (0.4)	17,858	36.5 (0.4)
고등학교	18,435	46.7 (0.5)	18,323	47.0 (0.4)	18,938	44.7 (0.4)	17,734	43.8 (0.4)	17,907	43.7 (0.4)	17,346	42.0 (0.4)
여학생												
전체	34,847	54.1 (0.4)	37,770	53.2 (0.3)	35,965	51.5 (0.3)	35,780	50.8 (0.3)	35,590	49.3 (0.3)	32,839	49.3 (0.3)
학년												
중1	5,949	45.4 (0.8)	6,180	42.9 (0.7)	5,998	41.2 (0.7)	5,788	41.3 (0.7)	5,583	40.0 (0.8)	5,210	39.9 (0.7)
중2	5,879	50.1 (0.8)	6,490	49.7 (0.7)	5,990	48.2 (0.7)	5,852	46.0 (0.7)	5,944	46.3 (0.7)	5,404	45.1 (0.7)
중3	5,786	54.2 (0.7)	6,254	53.2 (0.7)	6,026	52.0 (0.7)	5,969	51.4 (0.7)	6,066	47.9 (0.7)	5,827	48.4 (0.6)
고1	5,792	58.4 (0.9)	6,183	56.6 (0.6)	5,845	54.8 (0.7)	5,930	52.9 (0.7)	5,776	51.9 (0.7)	5,337	51.6 (0.7)
고2	5,851	57.9 (0.6)	6,554	58.1 (0.6)	6,094	56.5 (0.7)	6,270	55.8 (0.7)	6,143	54.0 (0.6)	5,336	53.9 (0.8)
고3	5,590	58.7 (0.7)	6,109	58.5 (0.7)	6,012	55.8 (0.7)	5,971	56.8 (0.7)	6,078	54.5 (0.6)	5,725	54.5 (0.6)
학교급												
중학교	17,614	49.9 (0.5)	18,924	48.7 (0.4)	18,014	47.3 (0.4)	17,609	46.3 (0.4)	17,593	44.9 (0.4)	16,441	44.8 (0.4)
고등학교	17,233	58.3 (0.5)	18,846	57.7 (0.4)	17,951	55.7 (0.4)	18,171	55.2 (0.4)	17,997	53.5 (0.4)	16,398	53.3 (0.4)

※ 최근 12개월 동안 치아 통증 증상(차갑거나 뜨거운 음료 혹은 음식을 마시거나 먹을 때 치아가 아픔, 치아가 쉬시고 육신거리고 아픔)을 한 가지 이상 경험한 적이 있는 사람의 분율
 ※ '18년부터 연간 구강질환 증상 경험률을 치아 통증 경험과 잇몸 출혈 경험으로 분리하여 산출

(계속: 연간 치아 통증 경험률)

(단위: %)

구분	'16		'17		'18		'19		'20		'21	
	분석대상자수	분율(표준오차)	분석대상자수	분율(표준오차)	분석대상자수	분율(표준오차)	분석대상자수	분율(표준오차)	분석대상자수	분율(표준오차)	분석대상자수	분율(표준오차)
전체												
전체	65,528	42.9 (0.3)	62,276	43.2 (0.3)	60,040	42.9 (0.3)	57,303	42.7 (0.3)	54,948	39.5 (0.3)	54,848	38.3 (0.3)
학년												
중1	10,483	35.5 (0.5)	10,189	35.1 (0.5)	9,847	34.0 (0.5)	9,738	36.3 (0.5)	10,005	32.9 (0.6)	10,016	32.9 (0.5)
중2	10,517	39.0 (0.6)	10,377	41.1 (0.6)	10,092	39.9 (0.6)	9,665	39.9 (0.6)	9,564	37.4 (0.5)	10,235	36.8 (0.5)
중3	11,219	43.3 (0.5)	10,319	43.9 (0.6)	10,290	43.3 (0.6)	9,981	44.2 (0.6)	9,392	40.5 (0.5)	9,764	40.6 (0.6)
고1	11,355	44.9 (0.5)	10,165	43.8 (0.6)	9,260	44.6 (0.7)	9,273	43.1 (0.6)	8,907	40.2 (0.6)	8,461	38.9 (0.6)
고2	11,070	45.7 (0.6)	10,800	46.7 (0.5)	10,039	45.5 (0.6)	9,044	45.4 (0.6)	8,907	41.9 (0.6)	8,647	40.5 (0.6)
고3	10,884	46.8 (0.6)	10,426	46.5 (0.6)	10,512	47.6 (0.6)	9,602	46.2 (0.6)	8,173	44.5 (0.6)	7,725	40.4 (0.6)
학교급												
중학교	32,219	39.4 (0.3)	30,885	40.1 (0.4)	30,229	39.3 (0.4)	29,384	40.2 (0.4)	28,961	36.8 (0.3)	30,015	36.7 (0.4)
고등학교	33,309	45.8 (0.4)	31,391	45.7 (0.4)	29,811	46.0 (0.4)	27,919	44.9 (0.4)	25,987	42.2 (0.4)	24,833	40.0 (0.4)
남학생												
전체	33,803	38.2 (0.3)	31,624	38.5 (0.3)	30,463	37.9 (0.3)	29,841	37.3 (0.3)	28,353	35.1 (0.3)	28,401	34.3 (0.3)
학년												
중1	5,516	31.8 (0.7)	5,178	31.9 (0.7)	4,960	30.6 (0.7)	5,126	31.6 (0.7)	5,098	30.6 (0.7)	5,156	30.1 (0.7)
중2	5,466	35.3 (0.7)	5,272	36.6 (0.7)	5,137	36.0 (0.8)	5,039	35.3 (0.8)	4,823	33.6 (0.7)	5,326	32.8 (0.7)
중3	5,760	39.5 (0.6)	5,202	38.6 (0.8)	5,231	38.3 (0.8)	5,236	39.2 (0.8)	4,909	36.3 (0.7)	5,104	36.4 (0.7)
고1	5,861	39.8 (0.6)	5,069	38.5 (0.7)	4,805	38.8 (0.9)	4,782	37.2 (0.7)	4,602	34.9 (0.7)	4,456	35.0 (0.7)
고2	5,744	40.4 (0.7)	5,610	42.2 (0.6)	5,110	40.5 (0.7)	4,662	39.9 (0.8)	4,631	35.8 (0.8)	4,478	36.0 (0.8)
고3	5,456	40.6 (0.7)	5,293	41.4 (0.7)	5,220	41.2 (0.7)	4,996	39.7 (0.7)	4,290	39.9 (0.8)	3,881	35.8 (0.8)
학교급												
중학교	16,742	35.7 (0.4)	15,652	35.7 (0.5)	15,328	35.1 (0.5)	15,401	35.4 (0.5)	14,830	33.4 (0.4)	15,586	33.0 (0.4)
고등학교	17,061	40.3 (0.4)	15,972	40.8 (0.4)	15,135	40.3 (0.4)	14,440	39.0 (0.5)	13,523	36.8 (0.5)	12,815	35.6 (0.5)
여학생												
전체	31,725	48.0 (0.3)	30,652	48.3 (0.3)	29,577	48.3 (0.4)	27,462	48.5 (0.3)	26,595	44.2 (0.4)	26,447	42.6 (0.3)
학년												
중1	4,967	39.5 (0.7)	5,011	38.4 (0.8)	4,887	37.7 (0.7)	4,612	41.3 (0.8)	4,907	35.4 (0.8)	4,860	35.9 (0.8)
중2	5,051	43.0 (0.8)	5,105	46.0 (0.8)	4,955	44.0 (0.8)	4,626	45.0 (0.9)	4,741	41.5 (0.8)	4,909	41.0 (0.7)
중3	5,459	47.5 (0.7)	5,117	49.8 (0.8)	5,059	48.8 (0.8)	4,745	49.5 (0.7)	4,483	45.0 (0.8)	4,660	45.1 (0.8)
고1	5,494	50.5 (0.7)	5,096	49.6 (0.7)	4,455	51.0 (0.9)	4,491	49.6 (0.8)	4,305	45.9 (0.7)	4,005	43.2 (0.9)
고2	5,326	51.4 (0.7)	5,190	51.6 (0.6)	4,929	51.1 (0.7)	4,382	51.5 (0.8)	4,276	48.5 (0.9)	4,169	45.3 (0.8)
고3	5,428	53.5 (0.7)	5,133	52.0 (0.7)	5,292	54.5 (0.7)	4,606	53.2 (0.8)	3,883	49.7 (0.8)	3,844	45.4 (0.8)
학교급												
중학교	15,477	43.5 (0.4)	15,233	44.8 (0.5)	14,901	43.7 (0.5)	13,983	45.3 (0.4)	14,131	40.4 (0.5)	14,429	40.6 (0.5)
고등학교	16,248	51.8 (0.4)	15,419	51.1 (0.4)	14,676	52.3 (0.5)	13,479	51.4 (0.5)	12,464	48.0 (0.5)	12,018	44.7 (0.5)

결과표72. 연간 잇몸 출혈 경험률

(단위: %)

구분	'10		'11		'12		'13		'14		'15	
	분석대상자수	분율(표준오차)	분석대상자수	분율(표준오차)	분석대상자수	분율(표준오차)	분석대상자수	분율(표준오차)	분석대상자수	분율(표준오차)	분석대상자수	분율(표준오차)
전체												
전체	73,238	23.4 (0.2)	75,643	21.2 (0.2)	74,186	19.8 (0.2)	72,435	19.5 (0.2)	72,060	19.9 (0.2)	68,043	19.5 (0.2)
학년												
중1	12,468	18.8 (0.4)	12,728	16.7 (0.4)	12,362	15.8 (0.3)	12,199	15.7 (0.4)	11,661	16.8 (0.4)	10,786	16.8 (0.4)
중2	12,499	19.1 (0.4)	12,903	17.8 (0.4)	12,384	15.3 (0.4)	12,113	15.9 (0.4)	12,275	17.0 (0.3)	11,442	17.7 (0.4)
중3	12,603	22.3 (0.5)	12,843	19.9 (0.4)	12,551	18.6 (0.4)	12,218	18.3 (0.4)	12,220	18.5 (0.4)	12,071	17.9 (0.4)
고1	12,021	24.3 (0.5)	12,569	23.2 (0.5)	12,451	20.8 (0.4)	12,028	19.6 (0.4)	11,824	19.3 (0.4)	11,122	19.4 (0.4)
고2	12,124	26.0 (0.5)	12,508	23.5 (0.4)	12,315	22.8 (0.4)	11,865	22.2 (0.4)	12,152	22.2 (0.4)	11,113	21.0 (0.4)
고3	11,523	30.0 (0.6)	12,092	25.8 (0.4)	12,123	24.7 (0.4)	12,012	24.9 (0.5)	11,928	24.9 (0.4)	11,509	23.3 (0.5)
학교급												
중학교	37,570	20.1 (0.3)	38,474	18.2 (0.2)	37,297	16.6 (0.2)	36,530	16.7 (0.2)	36,156	17.4 (0.2)	34,299	17.5 (0.2)
고등학교	35,668	26.7 (0.3)	37,169	24.1 (0.3)	36,889	22.8 (0.3)	35,905	22.2 (0.3)	35,904	22.2 (0.3)	33,744	21.2 (0.3)
남학생												
전체	38,391	20.6 (0.3)	37,873	18.5 (0.2)	38,221	17.1 (0.2)	36,655	17.0 (0.2)	36,470	17.6 (0.2)	35,204	16.8 (0.2)
학년												
중1	6,519	16.9 (0.6)	6,548	14.6 (0.5)	6,364	14.1 (0.4)	6,411	13.7 (0.4)	6,078	14.3 (0.5)	5,576	14.2 (0.5)
중2	6,620	16.7 (0.5)	6,413	15.6 (0.5)	6,394	13.2 (0.5)	6,261	14.0 (0.5)	6,331	14.9 (0.5)	6,038	15.0 (0.5)
중3	6,817	18.9 (0.5)	6,589	17.3 (0.5)	6,525	16.4 (0.5)	6,249	16.4 (0.5)	6,154	16.7 (0.5)	6,244	14.8 (0.5)
고1	6,229	21.7 (0.8)	6,386	20.5 (0.6)	6,606	17.2 (0.5)	6,098	16.6 (0.5)	6,048	16.9 (0.4)	5,785	16.7 (0.5)
고2	6,273	22.7 (0.7)	5,954	20.1 (0.5)	6,221	19.7 (0.5)	5,595	19.4 (0.5)	6,009	19.6 (0.5)	5,777	19.0 (0.5)
고3	5,933	26.5 (0.7)	5,983	22.8 (0.6)	6,111	21.5 (0.6)	6,041	21.3 (0.6)	5,850	22.4 (0.6)	5,784	20.2 (0.6)
학교급												
중학교	19,956	17.5 (0.3)	19,550	15.8 (0.3)	19,283	14.6 (0.3)	18,921	14.7 (0.3)	18,563	15.3 (0.3)	17,858	14.7 (0.3)
고등학교	18,435	23.6 (0.4)	18,323	21.1 (0.3)	18,938	19.5 (0.3)	17,734	19.1 (0.3)	17,907	19.7 (0.3)	17,346	18.7 (0.3)
여학생												
전체	34,847	26.6 (0.3)	37,770	24.1 (0.2)	35,965	22.7 (0.3)	35,780	22.3 (0.3)	35,590	22.4 (0.2)	32,839	22.4 (0.3)
학년												
중1	5,949	20.9 (0.6)	6,180	19.0 (0.5)	5,998	17.8 (0.5)	5,788	17.8 (0.5)	5,583	19.4 (0.6)	5,210	19.6 (0.6)
중2	5,879	21.7 (0.6)	6,490	20.3 (0.5)	5,990	17.6 (0.5)	5,852	18.0 (0.5)	5,944	19.4 (0.5)	5,404	20.6 (0.6)
중3	5,786	26.0 (0.7)	6,254	22.7 (0.6)	6,026	21.0 (0.6)	5,969	20.4 (0.6)	6,066	20.3 (0.6)	5,827	21.4 (0.5)
고1	5,792	27.2 (0.6)	6,183	26.3 (0.6)	5,845	24.8 (0.6)	5,930	22.8 (0.6)	5,776	21.9 (0.5)	5,337	22.4 (0.5)
고2	5,851	29.7 (0.7)	6,554	27.4 (0.6)	6,094	26.2 (0.6)	6,270	25.2 (0.5)	6,143	25.1 (0.6)	5,336	23.1 (0.5)
고3	5,590	33.9 (0.7)	6,109	29.1 (0.6)	6,012	28.4 (0.6)	5,971	28.8 (0.6)	6,078	27.6 (0.6)	5,725	26.6 (0.7)
학교급												
중학교	17,614	22.9 (0.4)	18,924	20.7 (0.3)	18,014	18.9 (0.3)	17,609	18.8 (0.3)	17,593	19.7 (0.3)	16,441	20.6 (0.3)
고등학교	17,233	30.3 (0.4)	18,846	27.6 (0.4)	17,951	26.5 (0.4)	18,171	25.6 (0.4)	17,997	24.9 (0.3)	16,398	24.0 (0.4)

* 최근 12개월 동안 잇몸이 아프거나 피가 나는 경험을 한 사람의 분율

* '18년부터 연간 구강질환 증상 경험률을 치아 통증 경험과 잇몸 출혈 경험으로 분리하여 산출

(계속: 연간 잇몸 출혈 경험률)

(단위: %)

구분	'16		'17		'18		'19		'20		'21	
	분석대상자수	분율(표준오차)	분석대상자수	분율(표준오차)	분석대상자수	분율(표준오차)	분석대상자수	분율(표준오차)	분석대상자수	분율(표준오차)	분석대상자수	분율(표준오차)
전체												
전체	65,528	18.5 (0.2)	62,276	19.5 (0.2)	60,040	19.2 (0.2)	57,303	18.3 (0.2)	54,948	19.2 (0.2)	54,848	19.1 (0.2)
학년												
중1	10,483	15.5 (0.4)	10,189	15.5 (0.4)	9,847	15.2 (0.4)	9,738	14.5 (0.4)	10,005	15.2 (0.4)	10,016	16.2 (0.4)
중2	10,517	15.8 (0.4)	10,377	18.3 (0.4)	10,092	16.8 (0.4)	9,665	15.8 (0.4)	9,564	16.9 (0.4)	10,235	17.2 (0.4)
중3	11,219	18.2 (0.4)	10,319	19.8 (0.4)	10,290	18.9 (0.4)	9,981	18.1 (0.4)	9,392	19.7 (0.4)	9,764	19.7 (0.5)
고1	11,355	18.4 (0.4)	10,165	19.2 (0.4)	9,260	19.2 (0.4)	9,273	19.2 (0.4)	8,907	19.2 (0.4)	8,461	18.9 (0.5)
고2	11,070	19.9 (0.4)	10,800	21.2 (0.4)	10,039	21.2 (0.4)	9,044	19.9 (0.5)	8,907	21.5 (0.5)	8,647	21.0 (0.5)
고3	10,884	21.9 (0.4)	10,426	21.8 (0.4)	10,512	22.6 (0.5)	9,602	21.7 (0.5)	8,173	22.9 (0.5)	7,725	21.7 (0.5)
학교급												
중학교	32,219	16.6 (0.2)	30,885	17.9 (0.3)	30,229	17.1 (0.3)	29,384	16.2 (0.2)	28,961	17.1 (0.2)	30,015	17.7 (0.2)
고등학교	33,309	20.1 (0.3)	31,391	20.8 (0.2)	29,811	21.1 (0.3)	27,919	20.3 (0.3)	25,987	21.2 (0.3)	24,833	20.6 (0.3)
남학생												
전체	33,803	15.6 (0.2)	31,624	16.7 (0.2)	30,463	16.5 (0.2)	29,841	15.2 (0.2)	28,353	16.4 (0.2)	28,401	16.6 (0.2)
학년												
중1	5,516	12.8 (0.5)	5,178	13.6 (0.5)	4,960	14.0 (0.5)	5,126	12.6 (0.5)	5,098	12.6 (0.5)	5,156	14.3 (0.5)
중2	5,466	13.8 (0.5)	5,272	15.7 (0.6)	5,137	14.3 (0.5)	5,039	12.8 (0.5)	4,823	14.2 (0.6)	5,326	15.5 (0.6)
중3	5,760	15.1 (0.5)	5,202	16.1 (0.5)	5,231	16.4 (0.6)	5,236	14.9 (0.5)	4,909	16.5 (0.5)	5,104	17.7 (0.6)
고1	5,861	15.4 (0.5)	5,069	15.8 (0.5)	4,805	16.8 (0.5)	4,782	15.4 (0.5)	4,602	17.0 (0.5)	4,456	16.1 (0.6)
고2	5,744	16.8 (0.5)	5,610	18.1 (0.5)	5,110	18.0 (0.5)	4,662	17.1 (0.6)	4,631	18.2 (0.5)	4,478	17.5 (0.6)
고3	5,456	18.5 (0.5)	5,293	19.7 (0.5)	5,220	18.7 (0.6)	4,996	17.8 (0.5)	4,290	20.0 (0.7)	3,881	18.6 (0.7)
학교급												
중학교	16,742	14.0 (0.3)	15,652	15.1 (0.3)	15,328	14.9 (0.3)	15,401	13.5 (0.3)	14,830	14.4 (0.3)	15,586	15.8 (0.3)
고등학교	17,061	16.9 (0.3)	15,972	17.9 (0.3)	15,135	17.9 (0.3)	14,440	16.8 (0.3)	13,523	18.4 (0.3)	12,815	17.4 (0.4)
여학생												
전체	31,725	21.7 (0.3)	30,652	22.5 (0.2)	29,577	22.2 (0.3)	27,462	21.7 (0.3)	26,595	22.2 (0.3)	26,447	21.8 (0.3)
학년												
중1	4,967	18.5 (0.6)	5,011	17.5 (0.5)	4,887	16.6 (0.6)	4,612	16.6 (0.6)	4,907	18.0 (0.6)	4,860	18.2 (0.6)
중2	5,051	18.0 (0.6)	5,105	21.1 (0.6)	4,955	19.6 (0.6)	4,626	19.0 (0.6)	4,741	19.7 (0.6)	4,909	19.1 (0.6)
중3	5,459	21.4 (0.6)	5,117	23.8 (0.6)	5,059	21.7 (0.6)	4,745	21.5 (0.6)	4,483	23.1 (0.7)	4,660	21.9 (0.7)
고1	5,494	21.8 (0.7)	5,096	22.8 (0.6)	4,455	21.8 (0.6)	4,491	23.3 (0.6)	4,305	21.6 (0.6)	4,005	21.9 (0.7)
고2	5,326	23.2 (0.6)	5,190	24.7 (0.6)	4,929	24.6 (0.7)	4,382	22.9 (0.6)	4,276	25.2 (0.7)	4,169	24.7 (0.7)
고3	5,428	25.7 (0.6)	5,133	24.0 (0.6)	5,292	26.9 (0.6)	4,606	26.0 (0.7)	3,883	26.1 (0.8)	3,844	25.1 (0.7)
학교급												
중학교	15,477	19.4 (0.4)	15,233	20.8 (0.3)	14,901	19.4 (0.4)	13,983	19.1 (0.4)	14,131	20.1 (0.4)	14,429	19.7 (0.4)
고등학교	16,248	23.6 (0.4)	15,419	23.9 (0.3)	14,676	24.6 (0.4)	13,479	24.1 (0.4)	12,464	24.3 (0.5)	12,018	24.0 (0.4)

결과표73. 운동이나 사고로 인한 치아 파절률

(단위: %)

구분	'10		'11		'12		'13		'14		'15	
	분석대상자수	분율(표준오차)	분석대상자수	분율(표준오차)	분석대상자수	분율(표준오차)	분석대상자수	분율(표준오차)	분석대상자수	분율(표준오차)	분석대상자수	분율(표준오차)
전체												
전체	10,524	37.8 (0.6)	10,254	40.1 (0.6)	9,597	42.1 (0.6)	9,182	40.9 (0.6)	8,814	38.2 (0.6)	7,889	38.5 (0.6)
학년												
중1	1,662	37.5 (1.4)	1,532	39.8 (1.3)	1,516	41.5 (1.2)	1,456	40.0 (1.4)	1,379	38.0 (1.4)	1,244	35.0 (1.3)
중2	1,620	39.6 (1.5)	1,588	41.3 (1.4)	1,466	40.4 (1.5)	1,446	43.5 (1.5)	1,475	40.4 (1.3)	1,227	39.5 (1.5)
중3	1,718	38.6 (1.5)	1,711	43.9 (1.4)	1,543	45.1 (1.3)	1,464	41.5 (1.4)	1,418	42.4 (1.3)	1,312	41.7 (1.4)
고1	1,872	38.9 (1.4)	1,881	39.8 (1.3)	1,646	46.0 (1.3)	1,545	38.6 (1.2)	1,489	37.6 (1.3)	1,347	41.5 (1.3)
고2	1,857	35.8 (1.4)	1,819	38.1 (1.3)	1,727	40.4 (1.3)	1,582	42.5 (1.3)	1,547	35.8 (1.3)	1,348	38.4 (1.3)
고3	1,795	36.7 (1.4)	1,723	37.9 (1.2)	1,699	39.5 (1.3)	1,689	39.6 (1.3)	1,506	35.6 (1.2)	1,411	34.5 (1.5)
학교급												
중학교	5,000	38.5 (0.9)	4,831	41.8 (0.8)	4,525	42.4 (0.8)	4,366	41.7 (0.8)	4,272	40.3 (0.8)	3,783	38.9 (0.8)
고등학교	5,524	37.2 (0.9)	5,423	38.6 (0.8)	5,072	41.9 (0.8)	4,816	40.2 (0.9)	4,542	36.4 (0.8)	4,106	38.1 (0.9)
남학생												
전체	5,677	44.4 (0.8)	5,238	47.8 (0.8)	5,108	48.7 (0.7)	4,737	48.5 (0.8)	4,581	46.1 (0.7)	4,236	45.1 (0.8)
학년												
중1	902	41.0 (2.0)	822	47.2 (1.8)	775	46.7 (1.7)	794	45.2 (1.9)	736	44.8 (1.9)	673	38.3 (1.9)
중2	839	45.8 (2.0)	776	47.8 (2.0)	744	47.3 (1.9)	760	52.0 (2.1)	761	47.3 (1.8)	650	48.1 (2.0)
중3	958	46.5 (2.0)	912	51.8 (2.0)	823	50.0 (1.8)	739	49.4 (1.9)	752	50.7 (1.8)	682	50.9 (1.9)
고1	972	48.0 (1.7)	953	48.4 (1.9)	905	54.4 (1.6)	772	46.3 (1.7)	795	44.6 (1.8)	714	46.1 (1.8)
고2	1,028	42.8 (1.8)	900	46.1 (1.8)	919	48.9 (1.8)	774	50.9 (1.8)	768	45.2 (1.8)	760	45.4 (1.7)
고3	978	42.4 (1.8)	875	45.5 (1.8)	942	45.2 (1.6)	898	47.3 (1.6)	769	44.1 (1.9)	757	41.7 (2.0)
학교급												
중학교	2,699	44.4 (1.2)	2,510	49.1 (1.2)	2,342	48.0 (1.0)	2,293	48.8 (1.1)	2,249	47.7 (1.0)	2,005	46.1 (1.1)
고등학교	2,978	44.4 (1.0)	2,728	46.7 (1.0)	2,766	49.3 (1.0)	2,444	48.2 (1.1)	2,332	44.6 (1.0)	2,231	44.4 (1.1)
여학생												
전체	4,847	29.7 (0.9)	5,016	30.8 (0.7)	4,489	34.4 (0.8)	4,445	32.1 (0.7)	4,233	29.1 (0.7)	3,653	30.6 (0.8)
학년												
중1	760	33.1 (1.9)	710	30.6 (1.8)	741	35.7 (1.8)	662	33.9 (1.7)	643	30.2 (1.9)	571	31.0 (1.9)
중2	781	32.9 (1.9)	812	34.3 (1.8)	722	33.1 (2.2)	686	33.8 (1.9)	714	32.8 (1.7)	577	30.2 (2.0)
중3	760	29.0 (2.1)	799	34.4 (1.8)	720	39.8 (1.8)	725	33.0 (1.9)	666	32.4 (1.9)	630	31.4 (2.0)
고1	900	27.5 (2.0)	928	29.6 (1.4)	741	36.2 (1.9)	773	30.3 (1.6)	694	29.3 (1.6)	633	36.1 (1.9)
고2	829	26.4 (2.0)	919	28.2 (1.5)	808	30.1 (1.6)	808	32.5 (1.5)	779	25.3 (1.5)	588	28.9 (1.8)
고3	817	29.5 (2.1)	848	28.2 (1.4)	757	31.7 (1.6)	791	29.7 (1.6)	737	25.8 (1.6)	654	25.9 (1.9)
학교급												
중학교	2,301	31.6 (1.2)	2,321	33.2 (1.0)	2,183	36.2 (1.2)	2,073	33.5 (1.1)	2,023	31.8 (1.1)	1,778	30.9 (1.1)
고등학교	2,546	27.9 (1.2)	2,695	28.7 (0.8)	2,306	32.7 (0.9)	2,372	30.8 (1.0)	2,210	26.7 (1.0)	1,875	30.3 (1.1)

* 최근 12개월 동안 치아가 깨지거나 부러진 사람 중에서 운동이나 사고로 인해 치아가 깨지거나 부러진 사람의 분율

(계속: 운동이나 사고로 인한 치아 파절률)

(단위: %)

구분	'16		'17		'18		'19		'20		'21	
	분석대상자수	분율(표준오차)	분석대상자수	분율(표준오차)	분석대상자수	분율(표준오차)	분석대상자수	분율(표준오차)	분석대상자수	분율(표준오차)	분석대상자수	분율(표준오차)
전체												
전체	7,500	38.3 (0.6)	7,030	36.9 (0.7)	6,914	41.2 (0.7)	5,382	38.3 (0.7)	5,368	35.5 (0.7)	4,915	34.0 (0.8)
학년												
중1	1,179	34.1 (1.2)	1,097	34.6 (1.7)	1,098	38.0 (1.5)	933	33.7 (1.7)	953	29.3 (1.6)	976	26.4 (1.5)
중2	1,127	41.9 (1.5)	1,154	36.4 (1.5)	1,125	39.9 (1.5)	881	34.8 (1.6)	947	34.1 (1.7)	923	33.5 (1.5)
중3	1,248	41.3 (1.4)	1,152	41.8 (1.6)	1,207	45.6 (1.6)	934	40.8 (1.5)	945	36.2 (1.7)	817	38.0 (1.9)
고1	1,313	39.8 (1.4)	1,171	39.1 (1.5)	1,049	43.1 (1.5)	863	41.9 (1.8)	861	38.4 (1.8)	789	38.2 (1.7)
고2	1,319	37.8 (1.4)	1,263	35.4 (1.4)	1,124	40.9 (1.5)	897	39.1 (1.7)	910	36.9 (1.7)	752	37.0 (2.0)
고3	1,314	35.8 (1.5)	1,193	34.9 (1.4)	1,311	39.6 (1.4)	874	38.8 (1.8)	752	38.9 (1.9)	658	32.1 (1.9)
학교급												
중학교	3,554	39.1 (0.8)	3,403	37.7 (1.0)	3,430	41.4 (1.0)	2,748	36.5 (0.9)	2,845	33.1 (1.0)	2,716	32.3 (1.0)
고등학교	3,946	37.8 (0.8)	3,627	36.3 (0.9)	3,484	41.0 (0.9)	2,634	39.9 (1.1)	2,523	38.0 (1.1)	2,199	35.8 (1.1)
남학생												
전체	3,995	45.8 (0.8)	3,628	44.2 (0.9)	3,617	49.2 (0.9)	2,861	47.7 (0.9)	2,910	43.4 (1.0)	2,707	41.5 (1.0)
학년												
중1	638	38.3 (1.8)	579	40.2 (2.1)	597	44.9 (2.2)	504	44.7 (2.4)	486	33.5 (2.3)	510	31.6 (2.0)
중2	583	47.5 (2.1)	614	41.6 (1.9)	585	47.5 (2.1)	466	42.2 (2.2)	501	42.6 (2.3)	519	41.7 (2.1)
중3	666	48.9 (1.9)	568	50.6 (2.3)	618	52.8 (2.2)	489	52.7 (2.2)	524	44.2 (2.4)	449	45.2 (2.6)
고1	698	48.4 (1.9)	579	48.3 (2.2)	564	52.5 (2.0)	444	52.7 (2.4)	479	47.9 (2.4)	454	44.1 (2.2)
고2	715	46.2 (2.0)	671	41.9 (1.9)	589	49.2 (2.0)	485	48.8 (2.4)	500	44.0 (2.2)	409	47.4 (2.5)
고3	695	44.7 (2.1)	617	43.1 (2.0)	664	48.1 (2.1)	473	44.9 (2.1)	420	48.1 (2.6)	366	39.8 (2.5)
학교급												
중학교	1,887	44.9 (1.1)	1,761	44.2 (1.3)	1,800	48.5 (1.3)	1,459	46.7 (1.3)	1,511	40.0 (1.3)	1,478	39.2 (1.4)
고등학교	2,108	46.4 (1.1)	1,867	44.3 (1.3)	1,817	49.8 (1.2)	1,402	48.7 (1.3)	1,399	46.6 (1.4)	1,229	43.7 (1.4)
여학생												
전체	3,505	29.6 (0.8)	3,402	28.8 (0.8)	3,297	32.0 (0.9)	2,521	27.3 (1.0)	2,458	25.9 (0.9)	2,208	24.9 (1.0)
학년												
중1	541	29.1 (1.8)	518	28.2 (2.3)	501	29.4 (2.3)	429	20.7 (2.0)	467	24.9 (2.1)	466	20.9 (2.1)
중2	544	35.9 (2.2)	540	30.2 (2.1)	540	31.4 (2.2)	415	26.1 (2.1)	446	24.1 (2.3)	404	23.9 (2.2)
중3	582	32.2 (1.9)	584	32.4 (2.1)	589	38.0 (2.3)	445	27.2 (2.1)	421	26.1 (2.2)	368	30.1 (2.4)
고1	615	29.5 (1.7)	592	29.5 (1.7)	485	31.8 (1.9)	419	30.3 (2.5)	382	25.8 (2.3)	335	29.9 (2.4)
고2	604	27.7 (1.9)	592	28.0 (1.8)	535	31.1 (2.0)	412	26.9 (2.2)	410	28.1 (2.3)	343	24.4 (2.5)
고3	619	25.3 (1.8)	576	25.5 (1.9)	647	30.1 (1.8)	401	31.5 (2.9)	332	26.7 (2.6)	292	21.4 (2.5)
학교급												
중학교	1,667	32.3 (1.2)	1,642	30.3 (1.2)	1,630	33.3 (1.3)	1,289	24.7 (1.2)	1,334	25.0 (1.3)	1,238	24.6 (1.4)
고등학교	1,838	27.5 (1.0)	1,760	27.7 (1.2)	1,667	30.9 (1.1)	1,232	29.6 (1.5)	1,124	26.9 (1.3)	970	25.2 (1.4)

결과표74. 학교에서 식사 전 비누이용 손씻기 실천율

(단위: %)

구분	'10		'11		'12		'13		'14		'15	
	분석대상자수	분율(표준오차)	분석대상자수	분율(표준오차)	분석대상자수	분율(표준오차)	분석대상자수	분율(표준오차)	분석대상자수	분율(표준오차)	분석대상자수	분율(표준오차)
전체												
전체	73,238	39.3 (0.5)	75,643	35.1 (0.4)	74,186	34.3 (0.4)	72,435	40.6 (0.4)	72,060	39.9 (0.4)	68,043	47.4 (0.4)
학년												
중1	12,468	48.0 (0.8)	12,728	44.1 (0.8)	12,362	44.4 (0.7)	12,199	55.3 (0.8)	11,661	52.3 (0.8)	10,786	63.7 (0.9)
중2	12,499	43.2 (0.9)	12,903	38.0 (0.9)	12,384	37.8 (0.8)	12,113	46.4 (0.7)	12,275	46.9 (0.7)	11,442	56.1 (0.8)
중3	12,603	41.0 (0.8)	12,843	35.7 (0.9)	12,551	35.1 (0.7)	12,218	42.2 (0.7)	12,220	40.4 (0.7)	12,071	50.4 (0.8)
고1	12,021	35.8 (0.9)	12,569	31.9 (0.7)	12,451	32.2 (0.7)	12,028	36.1 (0.6)	11,824	36.9 (0.6)	11,122	42.2 (0.7)
고2	12,124	33.8 (0.9)	12,508	30.8 (0.7)	12,315	29.1 (0.7)	11,865	32.9 (0.7)	12,152	33.7 (0.7)	11,113	39.2 (0.7)
고3	11,523	33.8 (0.8)	12,092	30.6 (0.7)	12,123	27.9 (0.8)	12,012	32.1 (0.7)	11,928	31.4 (0.7)	11,509	37.5 (0.7)
학교급												
중학교	37,570	44.0 (0.6)	38,474	39.2 (0.6)	37,297	39.0 (0.5)	36,530	47.9 (0.5)	36,156	46.3 (0.5)	34,299	56.2 (0.6)
고등학교	35,668	34.5 (0.7)	37,169	31.1 (0.5)	36,889	29.7 (0.6)	35,905	33.7 (0.5)	35,904	34.0 (0.5)	33,744	39.6 (0.6)
남학생												
전체	38,391	45.2 (0.5)	37,873	42.0 (0.5)	38,221	40.7 (0.5)	36,655	46.4 (0.5)	36,470	46.8 (0.4)	35,204	52.4 (0.5)
학년												
중1	6,519	55.1 (0.9)	6,548	50.7 (0.9)	6,364	49.9 (0.8)	6,411	60.6 (0.8)	6,078	57.2 (0.8)	5,576	66.7 (1.0)
중2	6,620	49.9 (0.9)	6,413	46.7 (1.0)	6,394	45.0 (0.9)	6,261	53.3 (0.8)	6,331	54.7 (0.7)	6,038	59.5 (0.9)
중3	6,817	48.0 (0.9)	6,589	44.3 (1.0)	6,525	43.2 (0.9)	6,249	48.8 (0.9)	6,154	48.8 (0.9)	6,244	55.6 (0.9)
고1	6,229	41.9 (1.1)	6,386	38.3 (0.9)	6,606	39.3 (0.9)	6,098	42.8 (0.7)	6,048	44.3 (0.8)	5,785	49.5 (0.9)
고2	6,273	38.3 (1.1)	5,954	36.9 (0.9)	6,221	34.7 (0.9)	5,595	38.4 (0.9)	6,009	41.1 (0.8)	5,777	44.5 (0.9)
고3	5,933	38.4 (1.1)	5,983	36.0 (1.0)	6,111	33.3 (1.0)	6,041	35.5 (1.0)	5,850	36.4 (0.9)	5,784	42.5 (0.9)
학교급												
중학교	19,956	51.0 (0.6)	19,550	47.2 (0.7)	19,283	45.9 (0.6)	18,921	54.2 (0.5)	18,563	53.4 (0.6)	17,858	60.1 (0.7)
고등학교	18,435	39.6 (0.8)	18,323	37.1 (0.6)	18,938	35.7 (0.7)	17,734	38.9 (0.6)	17,907	40.6 (0.6)	17,346	45.5 (0.6)
여학생												
전체	34,847	32.6 (0.6)	37,770	27.5 (0.5)	35,965	27.2 (0.5)	35,780	34.4 (0.5)	35,590	32.5 (0.5)	32,839	42.0 (0.6)
학년												
중1	5,949	40.4 (1.1)	6,180	37.0 (1.0)	5,998	38.4 (0.8)	5,788	49.4 (1.1)	5,583	46.9 (1.1)	5,210	60.3 (1.2)
중2	5,879	35.7 (1.4)	6,490	28.6 (1.0)	5,990	30.0 (1.0)	5,852	38.9 (0.9)	5,944	38.3 (1.0)	5,404	52.3 (1.1)
중3	5,786	33.1 (1.2)	6,254	26.2 (1.0)	6,026	26.5 (0.8)	5,969	34.9 (1.0)	6,066	31.2 (0.9)	5,827	44.7 (1.2)
고1	5,792	28.7 (1.0)	6,183	24.8 (0.9)	5,845	24.3 (0.8)	5,930	28.8 (0.7)	5,776	28.8 (0.7)	5,337	34.3 (0.9)
고2	5,851	28.7 (1.1)	6,554	23.9 (0.7)	6,094	22.8 (0.9)	6,270	26.9 (0.7)	6,143	25.7 (0.7)	5,336	33.5 (1.0)
고3	5,590	28.6 (1.0)	6,109	24.5 (0.8)	6,012	21.8 (0.9)	5,971	28.3 (0.8)	6,078	26.0 (0.8)	5,725	32.2 (0.9)
학교급												
중학교	17,614	36.4 (0.9)	18,924	30.5 (0.7)	18,014	31.5 (0.7)	17,609	41.0 (0.7)	17,593	38.5 (0.7)	16,441	51.8 (0.9)
고등학교	17,233	28.7 (0.8)	18,846	24.4 (0.5)	17,951	23.0 (0.6)	18,171	28.0 (0.5)	17,997	26.8 (0.5)	16,398	33.3 (0.7)

* 최근 7일 동안 학교에서 식사하기 전 비누를 이용한 손씻기를 '항상' 또는 '대부분' 한 사람의 분율

(계속: 학교에서 식사 전 비누이용 손씻기 실천율)

(단위: %)

구분	'16		'17		'18		'19		'20		'21	
	분석대상자수	분율(표준오차)	분석대상자수	분율(표준오차)	분석대상자수	분율(표준오차)	분석대상자수	분율(표준오차)	분석대상자수	분율(표준오차)	분석대상자수	분율(표준오차)
전체												
전체	65,528	42.4 (0.4)	62,276	42.4 (0.4)	60,040	40.3 (0.4)	57,303	48.2 (0.4)	54,948	60.3 (0.5)	54,848	53.7 (0.5)
학년												
중1	10,483	56.2 (0.8)	10,189	55.8 (0.8)	9,847	55.3 (0.8)	9,738	59.5 (0.7)	10,005	74.6 (0.9)	10,016	65.6 (0.9)
중2	10,517	49.7 (0.8)	10,377	48.2 (0.8)	10,092	44.8 (0.8)	9,665	51.7 (0.7)	9,564	65.4 (1.0)	10,235	59.6 (0.9)
중3	11,219	43.9 (0.8)	10,319	45.1 (0.8)	10,290	40.0 (0.7)	9,981	47.3 (0.7)	9,392	62.6 (1.0)	9,764	54.2 (1.0)
고1	11,355	38.3 (0.7)	10,165	39.3 (0.7)	9,260	37.4 (0.7)	9,273	45.2 (0.7)	8,907	54.0 (0.8)	8,461	47.3 (0.8)
고2	11,070	36.5 (0.7)	10,800	36.2 (0.6)	10,039	34.8 (0.6)	9,044	45.1 (0.8)	8,907	52.3 (0.8)	8,647	46.1 (0.7)
고3	10,884	34.1 (0.7)	10,426	34.0 (0.7)	10,512	33.4 (0.6)	9,602	41.9 (0.7)	8,173	52.4 (0.8)	7,725	48.3 (0.8)
학교급												
중학교	32,219	49.7 (0.6)	30,885	49.6 (0.6)	30,229	46.4 (0.6)	29,384	52.8 (0.5)	28,961	67.8 (0.7)	30,015	59.8 (0.7)
고등학교	33,309	36.3 (0.5)	31,391	36.4 (0.5)	29,811	35.1 (0.5)	27,919	44.0 (0.5)	25,987	52.9 (0.6)	24,833	47.3 (0.5)
남학생												
전체	33,803	49.0 (0.5)	31,624	49.3 (0.5)	30,463	45.9 (0.5)	29,841	55.3 (0.4)	28,353	62.9 (0.5)	28,401	55.8 (0.5)
학년												
중1	5,516	62.2 (0.9)	5,178	60.4 (0.9)	4,960	60.6 (0.9)	5,126	65.5 (0.9)	5,098	76.2 (0.9)	5,156	65.9 (1.0)
중2	5,466	57.0 (0.8)	5,272	54.6 (0.9)	5,137	51.6 (0.9)	5,039	59.3 (0.8)	4,823	67.7 (1.1)	5,326	61.1 (0.9)
중3	5,760	51.4 (0.8)	5,202	53.4 (0.9)	5,231	46.4 (0.9)	5,236	56.2 (0.9)	4,909	64.2 (1.0)	5,104	55.9 (1.1)
고1	5,861	46.0 (0.8)	5,069	47.3 (0.8)	4,805	43.4 (0.9)	4,782	52.9 (0.8)	4,602	59.0 (0.9)	4,456	49.9 (1.0)
고2	5,744	42.9 (0.8)	5,610	43.6 (0.8)	5,110	40.2 (0.8)	4,662	52.2 (0.9)	4,631	55.3 (1.0)	4,478	49.5 (0.9)
고3	5,456	39.2 (0.9)	5,293	40.3 (0.8)	5,220	37.7 (0.8)	4,996	47.7 (0.9)	4,290	54.8 (1.1)	3,881	51.4 (1.0)
학교급												
중학교	16,742	56.7 (0.5)	15,652	56.1 (0.7)	15,328	52.6 (0.6)	15,401	60.3 (0.6)	14,830	69.6 (0.7)	15,586	61.0 (0.7)
고등학교	17,061	42.7 (0.6)	15,972	43.6 (0.6)	15,135	40.2 (0.6)	14,440	50.8 (0.6)	13,523	56.4 (0.7)	12,815	50.3 (0.7)
여학생												
전체	31,725	35.2 (0.5)	30,652	34.9 (0.5)	29,577	34.2 (0.5)	27,462	40.5 (0.5)	26,595	57.5 (0.7)	26,447	51.5 (0.7)
학년												
중1	4,967	49.6 (1.2)	5,011	50.9 (1.1)	4,887	49.6 (1.0)	4,612	53.2 (0.9)	4,907	72.9 (1.1)	4,860	65.2 (1.2)
중2	5,051	41.8 (1.1)	5,105	41.2 (1.1)	4,955	37.4 (1.0)	4,626	43.6 (1.0)	4,741	62.9 (1.3)	4,909	57.9 (1.3)
중3	5,459	35.8 (1.0)	5,117	36.0 (1.0)	5,059	33.0 (0.9)	4,745	37.6 (0.9)	4,483	60.8 (1.3)	4,660	52.3 (1.4)
고1	5,494	30.0 (0.8)	5,096	30.6 (0.8)	4,455	30.9 (0.9)	4,491	36.8 (0.9)	4,305	48.6 (1.2)	4,005	44.5 (1.1)
고2	5,326	29.5 (0.8)	5,190	28.1 (0.8)	4,929	28.9 (0.8)	4,382	37.4 (1.0)	4,276	49.0 (1.2)	4,169	42.5 (1.1)
고3	5,428	28.6 (0.8)	5,133	27.1 (0.8)	5,292	28.8 (0.9)	4,606	35.6 (0.9)	3,883	49.7 (1.2)	3,844	45.0 (1.1)
학교급												
중학교	15,477	42.1 (0.8)	15,233	42.7 (0.8)	14,901	39.7 (0.7)	13,983	44.7 (0.6)	14,131	65.9 (1.0)	14,429	58.6 (1.0)
고등학교	16,248	29.4 (0.5)	15,419	28.5 (0.6)	14,676	29.4 (0.6)	13,479	36.6 (0.7)	12,464	49.1 (0.9)	12,018	44.0 (0.8)

결과표75. 학교에서 화장실 사용 후 비누이용 손씻기 실천율

(단위: %)

구분	'10		'11		'12		'13		'14		'15	
	분석대상자수	분율(표준오차)	분석대상자수	분율(표준오차)	분석대상자수	분율(표준오차)	분석대상자수	분율(표준오차)	분석대상자수	분율(표준오차)	분석대상자수	분율(표준오차)
전체												
전체	73,238	59.1 (0.5)	75,643	57.2 (0.4)	74,186	55.5 (0.4)	72,435	79.1 (0.2)	72,060	79.2 (0.2)	68,043	83.3 (0.2)
학년												
중1	12,468	64.2 (0.7)	12,728	62.9 (0.6)	12,362	61.1 (0.6)	12,199	83.4 (0.4)	11,661	82.0 (0.4)	10,786	86.4 (0.4)
중2	12,499	60.9 (0.9)	12,903	57.4 (0.7)	12,384	58.4 (0.7)	12,113	80.9 (0.4)	12,275	81.4 (0.4)	11,442	84.4 (0.4)
중3	12,603	60.6 (0.8)	12,843	57.2 (0.8)	12,551	55.4 (0.7)	12,218	80.0 (0.5)	12,220	79.8 (0.5)	12,071	83.8 (0.4)
고1	12,021	56.3 (1.0)	12,569	54.5 (0.9)	12,451	53.7 (0.8)	12,028	77.3 (0.5)	11,824	79.4 (0.5)	11,122	83.3 (0.4)
고2	12,124	55.6 (1.0)	12,508	55.0 (0.8)	12,315	52.1 (0.8)	11,865	76.7 (0.5)	12,152	77.4 (0.5)	11,113	82.3 (0.5)
고3	11,523	56.9 (1.0)	12,092	56.5 (0.8)	12,123	52.8 (0.9)	12,012	76.6 (0.6)	11,928	75.7 (0.6)	11,509	80.4 (0.5)
학교급												
중학교	37,570	61.9 (0.7)	38,474	59.1 (0.6)	37,297	58.2 (0.5)	36,530	81.4 (0.3)	36,156	81.0 (0.3)	34,299	84.8 (0.3)
고등학교	35,668	56.3 (0.8)	37,169	55.3 (0.6)	36,889	52.9 (0.7)	35,905	76.9 (0.4)	35,904	77.5 (0.4)	33,744	82.0 (0.3)
남학생												
전체	38,391	60.1 (0.6)	37,873	58.9 (0.5)	38,221	57.3 (0.5)	36,655	77.5 (0.3)	36,470	77.8 (0.3)	35,204	81.4 (0.3)
학년												
중1	6,519	67.7 (0.7)	6,548	66.0 (0.8)	6,364	64.1 (0.8)	6,411	84.2 (0.6)	6,078	82.6 (0.5)	5,576	86.3 (0.5)
중2	6,620	64.3 (0.9)	6,413	62.7 (0.9)	6,394	61.5 (0.8)	6,261	80.4 (0.6)	6,331	81.5 (0.6)	6,038	84.5 (0.5)
중3	6,817	63.6 (0.9)	6,589	60.6 (0.9)	6,525	58.9 (0.8)	6,249	79.3 (0.6)	6,154	80.4 (0.6)	6,244	82.9 (0.6)
고1	6,229	56.2 (1.2)	6,386	56.1 (1.1)	6,606	56.0 (0.9)	6,098	75.4 (0.6)	6,048	77.7 (0.7)	5,785	82.0 (0.6)
고2	6,273	54.2 (1.2)	5,954	53.6 (1.0)	6,221	52.3 (1.0)	5,595	74.1 (0.7)	6,009	74.1 (0.7)	5,777	79.0 (0.7)
고3	5,933	54.8 (1.2)	5,983	55.1 (1.0)	6,111	51.9 (1.1)	6,041	72.1 (0.8)	5,850	71.5 (0.7)	5,784	75.3 (0.7)
학교급												
중학교	19,956	65.2 (0.6)	19,550	63.1 (0.6)	19,283	61.5 (0.5)	18,921	81.3 (0.4)	18,563	81.5 (0.4)	17,858	84.4 (0.4)
고등학교	18,435	55.1 (0.9)	18,323	54.9 (0.8)	18,938	53.4 (0.8)	17,734	73.8 (0.5)	17,907	74.4 (0.4)	17,346	78.7 (0.4)
여학생												
전체	34,847	58.0 (0.8)	37,770	55.3 (0.6)	35,965	53.5 (0.7)	35,780	80.9 (0.3)	35,590	80.7 (0.3)	32,839	85.3 (0.3)
학년												
중1	5,949	60.5 (1.2)	6,180	59.6 (0.9)	5,998	57.8 (0.9)	5,788	82.5 (0.6)	5,583	81.4 (0.6)	5,210	86.5 (0.5)
중2	5,879	57.1 (1.4)	6,490	51.7 (1.0)	5,990	54.9 (1.0)	5,852	81.4 (0.6)	5,944	81.3 (0.6)	5,404	84.3 (0.7)
중3	5,786	57.3 (1.3)	6,254	53.4 (1.2)	6,026	51.5 (1.1)	5,969	80.6 (0.7)	6,066	79.1 (0.7)	5,827	84.7 (0.6)
고1	5,792	56.4 (1.5)	6,183	52.8 (1.4)	5,845	51.1 (1.3)	5,930	79.4 (0.6)	5,776	81.3 (0.6)	5,337	84.8 (0.6)
고2	5,851	57.2 (1.6)	6,554	56.6 (1.0)	6,094	51.9 (1.3)	6,270	79.6 (0.7)	6,143	81.0 (0.7)	5,336	85.9 (0.6)
고3	5,590	59.2 (1.5)	6,109	58.1 (1.2)	6,012	53.9 (1.5)	5,971	81.7 (0.8)	6,078	80.4 (0.7)	5,725	85.8 (0.6)
학교급												
중학교	17,614	58.3 (1.1)	18,924	54.8 (0.8)	18,014	54.7 (0.8)	17,609	81.5 (0.4)	17,593	80.6 (0.4)	16,441	85.1 (0.4)
고등학교	17,233	57.6 (1.3)	18,846	55.8 (0.9)	17,951	52.3 (1.2)	18,171	80.2 (0.5)	17,997	80.9 (0.4)	16,398	85.5 (0.4)

* 최근 7일 동안 학교에서 화장실 다녀온 후 비누를 이용한 손씻기를 '항상' 또는 '대부분' 한 사람의 분율

(계속: 학교에서 화장실 사용 후 비누이용 손씻기 실천율)

(단위: %)

구분	'16		'17		'18		'19		'20		'21	
	분석대상자수	분율(표준오차)	분석대상자수	분율(표준오차)	분석대상자수	분율(표준오차)	분석대상자수	분율(표준오차)	분석대상자수	분율(표준오차)	분석대상자수	분율(표준오차)
전체												
전체	65,528	81.8 (0.2)	62,276	82.3 (0.2)	60,040	84.3 (0.2)	57,303	84.0 (0.2)	54,948	88.9 (0.2)	54,848	87.8 (0.2)
학년												
중1	10,483	83.8 (0.4)	10,189	83.6 (0.4)	9,847	85.2 (0.4)	9,738	83.3 (0.5)	10,005	90.3 (0.4)	10,016	88.3 (0.4)
중2	10,517	82.3 (0.4)	10,377	82.4 (0.4)	10,092	84.0 (0.4)	9,665	83.0 (0.5)	9,564	88.1 (0.4)	10,235	87.5 (0.4)
중3	11,219	81.8 (0.5)	10,319	82.4 (0.4)	10,290	83.9 (0.4)	9,981	83.3 (0.4)	9,392	88.4 (0.4)	9,764	86.3 (0.4)
고1	11,355	82.2 (0.4)	10,165	83.1 (0.4)	9,260	85.6 (0.4)	9,273	85.0 (0.4)	8,907	89.2 (0.4)	8,461	87.9 (0.4)
고2	11,070	81.0 (0.5)	10,800	81.3 (0.5)	10,039	83.8 (0.4)	9,044	85.3 (0.4)	8,907	89.2 (0.4)	8,647	87.7 (0.4)
고3	10,884	80.0 (0.6)	10,426	81.4 (0.5)	10,512	83.4 (0.4)	9,602	84.2 (0.4)	8,173	88.3 (0.4)	7,725	89.2 (0.4)
학교급												
중학교	32,219	82.6 (0.3)	30,885	82.8 (0.3)	30,229	84.3 (0.3)	29,384	83.2 (0.3)	28,961	89.0 (0.3)	30,015	87.4 (0.3)
고등학교	33,309	81.1 (0.3)	31,391	81.9 (0.3)	29,811	84.2 (0.3)	27,919	84.8 (0.3)	25,987	88.9 (0.3)	24,833	88.3 (0.3)
남학생												
전체	33,803	80.3 (0.3)	31,624	81.5 (0.3)	30,463	83.0 (0.3)	29,841	83.8 (0.2)	28,353	87.1 (0.2)	28,401	86.0 (0.3)
학년												
중1	5,516	84.7 (0.5)	5,178	84.2 (0.6)	4,960	86.1 (0.5)	5,126	84.8 (0.6)	5,098	90.2 (0.5)	5,156	87.6 (0.5)
중2	5,466	82.6 (0.6)	5,272	82.7 (0.6)	5,137	84.4 (0.5)	5,039	84.2 (0.6)	4,823	87.0 (0.6)	5,326	86.9 (0.5)
중3	5,760	82.0 (0.6)	5,202	83.3 (0.6)	5,231	83.1 (0.5)	5,236	84.2 (0.6)	4,909	87.4 (0.5)	5,104	84.4 (0.6)
고1	5,861	80.6 (0.6)	5,069	82.8 (0.6)	4,805	84.1 (0.6)	4,782	84.3 (0.5)	4,602	87.0 (0.5)	4,456	85.9 (0.6)
고2	5,744	78.1 (0.7)	5,610	79.2 (0.6)	5,110	81.2 (0.6)	4,662	83.7 (0.6)	4,631	86.6 (0.5)	4,478	84.8 (0.6)
고3	5,456	75.4 (0.8)	5,293	78.0 (0.7)	5,220	80.0 (0.6)	4,996	82.1 (0.6)	4,290	84.5 (0.6)	3,881	85.8 (0.6)
학교급												
중학교	16,742	83.1 (0.4)	15,652	83.4 (0.4)	15,328	84.5 (0.3)	15,401	84.4 (0.3)	14,830	88.3 (0.3)	15,586	86.4 (0.3)
고등학교	17,061	78.0 (0.5)	15,972	79.9 (0.4)	15,135	81.6 (0.4)	14,440	83.3 (0.3)	13,523	86.0 (0.4)	12,815	85.5 (0.4)
여학생												
전체	31,725	83.3 (0.3)	30,652	83.2 (0.3)	29,577	85.7 (0.3)	27,462	84.3 (0.3)	26,595	90.9 (0.2)	26,447	89.9 (0.2)
학년												
중1	4,967	82.8 (0.6)	5,011	83.1 (0.6)	4,887	84.1 (0.7)	4,612	81.7 (0.7)	4,907	90.3 (0.5)	4,860	89.1 (0.5)
중2	5,051	81.9 (0.6)	5,105	82.1 (0.7)	4,955	83.6 (0.6)	4,626	81.7 (0.7)	4,741	89.3 (0.5)	4,909	88.2 (0.5)
중3	5,459	81.7 (0.7)	5,117	81.3 (0.6)	5,059	84.7 (0.6)	4,745	82.4 (0.7)	4,483	89.6 (0.5)	4,660	88.4 (0.6)
고1	5,494	84.0 (0.6)	5,096	83.4 (0.6)	4,455	87.2 (0.6)	4,491	85.8 (0.6)	4,305	91.7 (0.5)	4,005	90.0 (0.5)
고2	5,326	84.0 (0.6)	5,190	83.5 (0.6)	4,929	86.6 (0.6)	4,382	87.0 (0.6)	4,276	92.1 (0.5)	4,169	90.9 (0.5)
고3	5,428	85.0 (0.7)	5,133	85.1 (0.7)	5,292	87.2 (0.5)	4,606	86.5 (0.7)	3,883	92.5 (0.5)	3,844	92.8 (0.5)
학교급												
중학교	15,477	82.1 (0.4)	15,233	82.1 (0.4)	14,901	84.1 (0.4)	13,983	82.0 (0.4)	14,131	89.7 (0.3)	14,429	88.5 (0.3)
고등학교	16,248	84.3 (0.4)	15,419	84.0 (0.5)	14,676	87.0 (0.4)	13,479	86.4 (0.4)	12,464	92.1 (0.3)	12,018	91.2 (0.3)

결과표76. 집에서 식사 전 비누이용 손씻기 실천율

(단위: %)

구분	'10		'11		'12		'13		'14		'15	
	분석대상자수	분율(표준오차)	분석대상자수	분율(표준오차)	분석대상자수	분율(표준오차)	분석대상자수	분율(표준오차)	분석대상자수	분율(표준오차)	분석대상자수	분율(표준오차)
전체												
전체	73,238	64.9 (0.3)	75,643	63.5 (0.3)	74,186	63.4 (0.3)	72,435	68.0 (0.3)	72,060	66.1 (0.3)	68,043	68.8 (0.3)
학년												
중1	12,468	74.6 (0.6)	12,728	72.9 (0.5)	12,362	72.9 (0.4)	12,199	78.4 (0.4)	11,661	76.3 (0.5)	10,786	79.6 (0.5)
중2	12,499	70.3 (0.6)	12,903	69.1 (0.5)	12,384	69.3 (0.5)	12,113	74.1 (0.5)	12,275	73.6 (0.5)	11,442	75.5 (0.5)
중3	12,603	69.0 (0.6)	12,843	67.2 (0.5)	12,551	67.2 (0.5)	12,218	72.2 (0.5)	12,220	70.4 (0.5)	12,071	73.9 (0.5)
고1	12,021	59.5 (0.6)	12,569	59.4 (0.6)	12,451	58.5 (0.5)	12,028	62.4 (0.5)	11,824	61.5 (0.5)	11,122	64.9 (0.6)
고2	12,124	58.4 (0.6)	12,508	57.0 (0.6)	12,315	57.2 (0.6)	11,865	61.6 (0.5)	12,152	58.9 (0.6)	11,113	61.6 (0.6)
고3	11,523	57.5 (0.6)	12,092	55.9 (0.6)	12,123	56.3 (0.5)	12,012	60.3 (0.5)	11,928	57.9 (0.6)	11,509	60.7 (0.5)
학교급												
중학교	37,570	71.3 (0.3)	38,474	69.7 (0.3)	37,297	69.8 (0.3)	36,530	74.9 (0.3)	36,156	73.3 (0.3)	34,299	76.1 (0.3)
고등학교	35,668	58.5 (0.4)	37,169	57.5 (0.4)	36,889	57.4 (0.4)	35,905	61.4 (0.3)	35,904	59.4 (0.4)	33,744	62.3 (0.4)
남학생												
전체	38,391	67.3 (0.4)	37,873	66.8 (0.4)	38,221	66.4 (0.4)	36,655	71.5 (0.3)	36,470	70.7 (0.3)	35,204	72.8 (0.3)
학년												
중1	6,519	76.3 (0.7)	6,548	74.5 (0.6)	6,364	74.3 (0.6)	6,411	80.8 (0.5)	6,078	79.1 (0.6)	5,576	83.0 (0.5)
중2	6,620	72.8 (0.8)	6,413	73.1 (0.6)	6,394	72.7 (0.7)	6,261	77.9 (0.6)	6,331	78.0 (0.6)	6,038	79.0 (0.6)
중3	6,817	71.2 (0.7)	6,589	71.6 (0.6)	6,525	70.7 (0.6)	6,249	76.1 (0.6)	6,154	76.4 (0.5)	6,244	77.3 (0.6)
고1	6,229	62.8 (0.9)	6,386	63.0 (0.7)	6,606	62.2 (0.7)	6,098	66.8 (0.6)	6,048	66.6 (0.6)	5,785	69.3 (0.7)
고2	6,273	60.9 (0.9)	5,954	59.5 (0.8)	6,221	60.4 (0.7)	5,595	65.4 (0.8)	6,009	64.6 (0.7)	5,777	67.2 (0.7)
고3	5,933	59.9 (0.8)	5,983	59.5 (0.8)	6,111	59.1 (0.7)	6,041	63.3 (0.7)	5,850	61.4 (0.7)	5,784	64.2 (0.7)
학교급												
중학교	19,956	73.4 (0.4)	19,550	73.0 (0.4)	19,283	72.5 (0.4)	18,921	78.2 (0.3)	18,563	77.8 (0.3)	17,858	79.5 (0.3)
고등학교	18,435	61.2 (0.6)	18,323	60.7 (0.5)	18,938	60.6 (0.5)	17,734	65.1 (0.4)	17,907	64.2 (0.5)	17,346	66.9 (0.5)
여학생												
전체	34,847	62.2 (0.5)	37,770	59.9 (0.4)	35,965	60.2 (0.4)	35,780	64.1 (0.4)	35,590	61.1 (0.4)	32,839	64.5 (0.4)
학년												
중1	5,949	72.8 (0.7)	6,180	71.1 (0.6)	5,998	71.5 (0.6)	5,788	75.8 (0.7)	5,583	73.2 (0.6)	5,210	75.9 (0.7)
중2	5,879	67.5 (0.7)	6,490	64.8 (0.7)	5,990	65.6 (0.8)	5,852	70.0 (0.9)	5,944	68.9 (0.7)	5,404	71.8 (0.7)
중3	5,786	66.5 (0.9)	6,254	62.3 (0.7)	6,026	63.4 (0.8)	5,969	68.0 (0.7)	6,066	63.8 (0.6)	5,827	70.2 (0.7)
고1	5,792	55.7 (0.8)	6,183	55.3 (0.8)	5,845	54.4 (0.7)	5,930	57.7 (0.8)	5,776	55.9 (0.7)	5,337	60.0 (0.9)
고2	5,851	55.6 (0.9)	6,554	54.1 (0.7)	6,094	53.7 (0.9)	6,270	57.4 (0.7)	6,143	52.9 (0.7)	5,336	55.4 (0.6)
고3	5,590	55.0 (1.1)	6,109	51.7 (0.8)	6,012	53.1 (0.8)	5,971	56.9 (0.7)	6,078	54.0 (0.8)	5,725	57.0 (0.7)
학교급												
중학교	17,614	68.9 (0.5)	18,924	66.0 (0.4)	18,014	66.7 (0.4)	17,609	71.3 (0.5)	17,593	68.5 (0.4)	16,441	72.4 (0.4)
고등학교	17,233	55.4 (0.7)	18,846	53.7 (0.5)	17,951	53.7 (0.6)	18,171	57.3 (0.5)	17,997	54.3 (0.5)	16,398	57.5 (0.5)

* 최근 7일 동안 집에서 식사하기 전 비누를 이용한 손씻기를 '항상' 또는 '대부분' 한 사람의 분율

(계속: 집에서 식사 전 비누이용 손씻기 실천율)

(단위: %)

구분	'16		'17		'18		'19		'20		'21	
	분석대상자수	분율(표준오차)	분석대상자수	분율(표준오차)	분석대상자수	분율(표준오차)	분석대상자수	분율(표준오차)	분석대상자수	분율(표준오차)	분석대상자수	분율(표준오차)
전체												
전체	65,528	66.5 (0.3)	62,276	66.4 (0.3)	60,040	65.6 (0.3)	57,303	68.2 (0.3)	54,948	70.9 (0.2)	54,848	68.0 (0.2)
학년												
중1	10,483	75.0 (0.5)	10,189	74.0 (0.5)	9,847	73.1 (0.5)	9,738	73.5 (0.5)	10,005	74.5 (0.5)	10,016	70.5 (0.5)
중2	10,517	73.4 (0.5)	10,377	71.1 (0.5)	10,092	69.6 (0.5)	9,665	71.2 (0.5)	9,564	73.0 (0.5)	10,235	69.2 (0.5)
중3	11,219	70.2 (0.5)	10,319	69.6 (0.5)	10,290	68.6 (0.5)	9,981	70.2 (0.5)	9,392	72.2 (0.5)	9,764	68.5 (0.5)
고1	11,355	62.9 (0.6)	10,165	64.3 (0.5)	9,260	62.5 (0.6)	9,273	65.7 (0.6)	8,907	69.4 (0.6)	8,461	66.2 (0.6)
고2	11,070	61.0 (0.5)	10,800	61.5 (0.5)	10,039	61.0 (0.6)	9,044	65.5 (0.6)	8,907	68.5 (0.5)	8,647	66.3 (0.5)
고3	10,884	60.1 (0.5)	10,426	60.6 (0.6)	10,512	61.2 (0.5)	9,602	63.9 (0.5)	8,173	67.4 (0.5)	7,725	67.3 (0.6)
학교급												
중학교	32,219	72.8 (0.3)	30,885	71.5 (0.3)	30,229	70.3 (0.3)	29,384	71.6 (0.3)	28,961	73.3 (0.3)	30,015	69.4 (0.3)
고등학교	33,309	61.3 (0.4)	31,391	62.1 (0.4)	29,811	61.5 (0.4)	27,919	65.0 (0.4)	25,987	68.5 (0.3)	24,833	66.6 (0.3)
남학생												
전체	33,803	70.8 (0.3)	31,624	70.3 (0.3)	30,463	68.6 (0.3)	29,841	71.8 (0.3)	28,353	73.0 (0.3)	28,401	70.3 (0.3)
학년												
중1	5,516	77.9 (0.6)	5,178	76.3 (0.6)	4,960	75.9 (0.6)	5,126	76.3 (0.6)	5,098	76.9 (0.6)	5,156	72.3 (0.7)
중2	5,466	77.6 (0.6)	5,272	74.7 (0.6)	5,137	72.8 (0.6)	5,039	74.9 (0.6)	4,823	75.3 (0.7)	5,326	70.9 (0.6)
중3	5,760	74.9 (0.6)	5,202	75.1 (0.7)	5,231	71.6 (0.7)	5,236	74.8 (0.7)	4,909	75.5 (0.6)	5,104	71.3 (0.7)
고1	5,861	68.1 (0.7)	5,069	69.2 (0.7)	4,805	65.8 (0.8)	4,782	70.3 (0.7)	4,602	71.6 (0.7)	4,456	68.2 (0.8)
고2	5,744	65.9 (0.7)	5,610	65.2 (0.7)	5,110	64.3 (0.7)	4,662	69.1 (0.7)	4,631	70.9 (0.7)	4,478	69.2 (0.7)
고3	5,456	63.9 (0.7)	5,293	64.3 (0.7)	5,220	63.8 (0.7)	4,996	66.8 (0.8)	4,290	68.0 (0.8)	3,881	69.7 (0.7)
학교급												
중학교	16,742	76.7 (0.4)	15,652	75.4 (0.4)	15,328	73.3 (0.4)	15,401	75.3 (0.4)	14,830	75.9 (0.4)	15,586	71.5 (0.4)
고등학교	17,061	66.0 (0.5)	15,972	66.1 (0.5)	15,135	64.5 (0.5)	14,440	68.7 (0.5)	13,523	70.2 (0.4)	12,815	69.1 (0.5)
여학생												
전체	31,725	61.8 (0.4)	30,652	62.1 (0.4)	29,577	62.4 (0.4)	27,462	64.2 (0.3)	26,595	68.5 (0.3)	26,447	65.6 (0.3)
학년												
중1	4,967	71.9 (0.7)	5,011	71.5 (0.7)	4,887	70.2 (0.7)	4,612	70.5 (0.6)	4,907	72.0 (0.7)	4,860	68.5 (0.7)
중2	5,051	68.8 (0.7)	5,105	67.2 (0.7)	4,955	66.2 (0.6)	4,626	67.1 (0.8)	4,741	70.7 (0.7)	4,909	67.3 (0.7)
중3	5,459	65.2 (0.7)	5,117	63.6 (0.7)	5,059	65.3 (0.7)	4,745	65.2 (0.8)	4,483	68.6 (0.7)	4,660	65.5 (0.7)
고1	5,494	57.3 (0.7)	5,096	59.0 (0.7)	4,455	58.9 (0.7)	4,491	60.8 (0.8)	4,305	67.1 (0.8)	4,005	64.1 (0.8)
고2	5,326	55.6 (0.7)	5,190	57.4 (0.7)	4,929	57.5 (0.8)	4,382	61.5 (0.8)	4,276	65.9 (0.8)	4,169	63.2 (0.8)
고3	5,428	56.0 (0.8)	5,133	56.6 (0.8)	5,292	58.4 (0.8)	4,606	60.7 (0.7)	3,883	66.8 (0.8)	3,844	64.7 (0.9)
학교급												
중학교	15,477	68.5 (0.5)	15,233	67.4 (0.4)	14,901	67.1 (0.4)	13,983	67.6 (0.4)	14,131	70.5 (0.4)	14,429	67.1 (0.4)
고등학교	16,248	56.3 (0.5)	15,419	57.6 (0.5)	14,676	58.2 (0.5)	13,479	61.0 (0.5)	12,464	66.6 (0.5)	12,018	64.0 (0.5)

결과표77. 집에서 화장실 사용 후 비누이용 손씻기 실천율

(단위: %)

구분	'10		'11		'12		'13		'14		'15	
	분석대상자수	분율(표준오차)	분석대상자수	분율(표준오차)	분석대상자수	분율(표준오차)	분석대상자수	분율(표준오차)	분석대상자수	분율(표준오차)	분석대상자수	분율(표준오차)
전체												
전체	73,238	74.8 (0.3)	75,643	74.3 (0.2)	74,186	73.2 (0.2)	72,435	82.9 (0.2)	72,060	82.4 (0.2)	68,043	84.8 (0.2)
학년												
중1	12,468	81.0 (0.4)	12,728	80.9 (0.4)	12,362	79.5 (0.4)	12,199	88.4 (0.3)	11,661	87.2 (0.3)	10,786	89.1 (0.3)
중2	12,499	78.2 (0.4)	12,903	78.2 (0.4)	12,384	77.6 (0.5)	12,113	86.0 (0.3)	12,275	86.7 (0.3)	11,442	88.5 (0.3)
중3	12,603	78.1 (0.5)	12,843	77.0 (0.4)	12,551	75.7 (0.5)	12,218	85.7 (0.4)	12,220	85.0 (0.3)	12,071	87.7 (0.3)
고1	12,021	71.7 (0.5)	12,569	71.3 (0.5)	12,451	70.2 (0.4)	12,028	79.9 (0.4)	11,824	80.7 (0.4)	11,122	83.6 (0.4)
고2	12,124	70.6 (0.6)	12,508	69.5 (0.5)	12,315	69.5 (0.5)	11,865	79.5 (0.4)	12,152	78.3 (0.4)	11,113	81.7 (0.4)
고3	11,523	69.3 (0.6)	12,092	69.0 (0.5)	12,123	67.5 (0.5)	12,012	78.7 (0.4)	11,928	77.4 (0.4)	11,509	79.8 (0.4)
학교급												
중학교	37,570	79.0 (0.3)	38,474	78.7 (0.3)	37,297	77.5 (0.3)	36,530	86.7 (0.2)	36,156	86.3 (0.2)	34,299	88.4 (0.2)
고등학교	35,668	70.5 (0.4)	37,169	70.0 (0.3)	36,889	69.1 (0.3)	35,905	79.4 (0.2)	35,904	78.8 (0.3)	33,744	81.7 (0.2)
남학생												
전체	38,391	73.7 (0.4)	37,873	73.9 (0.3)	38,221	72.6 (0.3)	36,655	82.3 (0.3)	36,470	82.2 (0.3)	35,204	83.9 (0.2)
학년												
중1	6,519	81.0 (0.6)	6,548	80.1 (0.6)	6,364	79.1 (0.6)	6,411	88.7 (0.4)	6,078	87.5 (0.4)	5,576	89.5 (0.4)
중2	6,620	78.0 (0.7)	6,413	78.9 (0.5)	6,394	77.6 (0.6)	6,261	86.4 (0.5)	6,331	87.3 (0.4)	6,038	88.8 (0.4)
중3	6,817	76.9 (0.6)	6,589	77.8 (0.6)	6,525	75.4 (0.6)	6,249	85.9 (0.6)	6,154	85.9 (0.4)	6,244	87.6 (0.4)
고1	6,229	70.6 (0.8)	6,386	71.3 (0.7)	6,606	70.0 (0.6)	6,098	78.9 (0.5)	6,048	80.6 (0.5)	5,785	82.6 (0.5)
고2	6,273	68.7 (0.8)	5,954	67.5 (0.6)	6,221	68.2 (0.7)	5,595	78.2 (0.5)	6,009	77.3 (0.6)	5,777	80.2 (0.6)
고3	5,933	67.2 (0.8)	5,983	68.3 (0.7)	6,111	66.3 (0.7)	6,041	76.5 (0.6)	5,850	75.4 (0.6)	5,784	76.4 (0.6)
학교급												
중학교	19,956	78.6 (0.4)	19,550	78.9 (0.4)	19,283	77.3 (0.4)	18,921	87.0 (0.3)	18,563	86.9 (0.3)	17,858	88.5 (0.2)
고등학교	18,435	68.9 (0.5)	18,323	69.0 (0.4)	18,938	68.2 (0.5)	17,734	77.9 (0.3)	17,907	77.7 (0.4)	17,346	79.7 (0.3)
여학생												
전체	34,847	76.0 (0.4)	37,770	74.7 (0.3)	35,965	73.9 (0.3)	35,780	83.6 (0.2)	35,590	82.7 (0.2)	32,839	85.8 (0.2)
학년												
중1	5,949	81.0 (0.7)	6,180	81.8 (0.6)	5,998	79.9 (0.6)	5,788	88.1 (0.4)	5,583	86.9 (0.5)	5,210	88.7 (0.5)
중2	5,879	78.4 (0.7)	6,490	77.4 (0.6)	5,990	77.5 (0.7)	5,852	85.5 (0.5)	5,944	86.0 (0.5)	5,404	88.1 (0.5)
중3	5,786	79.4 (0.7)	6,254	76.2 (0.6)	6,026	76.0 (0.7)	5,969	85.5 (0.5)	6,066	84.0 (0.5)	5,827	87.8 (0.5)
고1	5,792	73.0 (0.9)	6,183	71.3 (0.7)	5,845	70.5 (0.7)	5,930	81.1 (0.5)	5,776	80.9 (0.6)	5,337	84.6 (0.5)
고2	5,851	72.8 (0.9)	6,554	71.9 (0.6)	6,094	71.0 (0.7)	6,270	80.8 (0.5)	6,143	79.4 (0.6)	5,336	83.3 (0.5)
고3	5,590	71.5 (0.9)	6,109	69.9 (0.7)	6,012	68.8 (0.7)	5,971	81.2 (0.6)	6,078	79.5 (0.6)	5,725	83.4 (0.5)
학교급												
중학교	17,614	79.6 (0.4)	18,924	78.4 (0.4)	18,014	77.8 (0.4)	17,609	86.4 (0.3)	17,593	85.6 (0.3)	16,441	88.2 (0.3)
고등학교	17,233	72.4 (0.6)	18,846	71.0 (0.4)	17,951	70.1 (0.5)	18,171	81.0 (0.3)	17,997	79.9 (0.3)	16,398	83.8 (0.3)

* 최근 7일 동안 집에서 화장실 다녀온 후 비누를 이용한 손씻기를 '항상' 또는 '대부분' 한 사람의 분율

(계속: 집에서 화장실 사용 후 비누이용 손씻기 실천율)

(단위: %)

구분	'16		'17		'18		'19		'20		'21	
	분석대상자수	분율(표준오차)	분석대상자수	분율(표준오차)	분석대상자수	분율(표준오차)	분석대상자수	분율(표준오차)	분석대상자수	분율(표준오차)	분석대상자수	분율(표준오차)
전체												
전체	65,528	83.5 (0.2)	62,276	83.8 (0.2)	60,040	85.1 (0.2)	57,303	85.2 (0.2)	54,948	88.7 (0.2)	54,848	87.7 (0.2)
학년												
중1	10,483	87.1 (0.4)	10,189	86.8 (0.4)	9,847	87.1 (0.4)	9,738	86.2 (0.4)	10,005	89.2 (0.3)	10,016	88.2 (0.4)
중2	10,517	86.2 (0.3)	10,377	85.8 (0.4)	10,092	86.6 (0.3)	9,665	86.3 (0.4)	9,564	88.8 (0.4)	10,235	87.7 (0.4)
중3	11,219	84.9 (0.4)	10,319	84.2 (0.4)	10,290	85.8 (0.4)	9,981	85.5 (0.4)	9,392	88.9 (0.3)	9,764	87.8 (0.3)
고1	11,355	82.5 (0.4)	10,165	84.0 (0.4)	9,260	85.1 (0.4)	9,273	85.4 (0.4)	8,907	89.0 (0.3)	8,461	87.3 (0.4)
고2	11,070	81.2 (0.4)	10,800	81.7 (0.4)	10,039	83.8 (0.4)	9,044	84.5 (0.4)	8,907	88.9 (0.3)	8,647	87.0 (0.4)
고3	10,884	80.4 (0.4)	10,426	81.4 (0.4)	10,512	83.1 (0.4)	9,602	83.5 (0.4)	8,173	87.7 (0.4)	7,725	88.2 (0.4)
학교급												
중학교	32,219	86.0 (0.2)	30,885	85.6 (0.2)	30,229	86.5 (0.2)	29,384	86.0 (0.2)	28,961	89.0 (0.2)	30,015	87.9 (0.2)
고등학교	33,309	81.4 (0.2)	31,391	82.3 (0.2)	29,811	83.9 (0.3)	27,919	84.4 (0.2)	25,987	88.5 (0.2)	24,833	87.5 (0.2)
남학생												
전체	33,803	83.3 (0.3)	31,624	83.5 (0.2)	30,463	84.4 (0.2)	29,841	85.7 (0.2)	28,353	87.6 (0.2)	28,401	86.8 (0.2)
학년												
중1	5,516	88.2 (0.5)	5,178	86.8 (0.5)	4,960	87.8 (0.5)	5,126	87.8 (0.5)	5,098	89.0 (0.5)	5,156	87.9 (0.5)
중2	5,466	86.5 (0.5)	5,272	85.9 (0.5)	5,137	87.0 (0.5)	5,039	87.2 (0.5)	4,823	87.9 (0.5)	5,326	87.4 (0.5)
중3	5,760	85.6 (0.5)	5,202	85.7 (0.5)	5,231	85.4 (0.5)	5,236	86.9 (0.5)	4,909	88.6 (0.5)	5,104	87.2 (0.5)
고1	5,861	82.1 (0.5)	5,069	83.6 (0.5)	4,805	84.5 (0.6)	4,782	85.9 (0.5)	4,602	87.8 (0.5)	4,456	85.9 (0.5)
고2	5,744	80.6 (0.6)	5,610	80.7 (0.5)	5,110	82.5 (0.5)	4,662	84.6 (0.6)	4,631	87.2 (0.5)	4,478	86.1 (0.5)
고3	5,456	78.4 (0.6)	5,293	79.7 (0.6)	5,220	80.8 (0.6)	4,996	82.5 (0.6)	4,290	85.2 (0.6)	3,881	86.4 (0.6)
학교급												
중학교	16,742	86.7 (0.3)	15,652	86.1 (0.3)	15,328	86.7 (0.3)	15,401	87.3 (0.3)	14,830	88.5 (0.3)	15,586	87.5 (0.3)
고등학교	17,061	80.4 (0.4)	15,972	81.3 (0.3)	15,135	82.5 (0.4)	14,440	84.3 (0.3)	13,523	86.7 (0.3)	12,815	86.2 (0.3)
여학생												
전체	31,725	83.7 (0.2)	30,652	84.2 (0.2)	29,577	85.9 (0.2)	27,462	84.6 (0.2)	26,595	90.0 (0.2)	26,447	88.6 (0.2)
학년												
중1	4,967	85.9 (0.5)	5,011	86.9 (0.5)	4,887	86.3 (0.6)	4,612	84.6 (0.6)	4,907	89.3 (0.5)	4,860	88.6 (0.5)
중2	5,051	85.9 (0.5)	5,105	85.7 (0.5)	4,955	86.2 (0.5)	4,626	85.4 (0.6)	4,741	89.7 (0.5)	4,909	88.0 (0.5)
중3	5,459	84.1 (0.6)	5,117	82.5 (0.5)	5,059	86.3 (0.5)	4,745	84.0 (0.5)	4,483	89.3 (0.5)	4,660	88.4 (0.5)
고1	5,494	83.0 (0.5)	5,096	84.5 (0.5)	4,455	85.8 (0.5)	4,491	84.8 (0.6)	4,305	90.1 (0.5)	4,005	88.7 (0.5)
고2	5,326	82.0 (0.6)	5,190	82.8 (0.5)	4,929	85.2 (0.5)	4,382	84.4 (0.6)	4,276	90.8 (0.4)	4,169	88.0 (0.6)
고3	5,428	82.5 (0.5)	5,133	83.3 (0.6)	5,292	85.6 (0.5)	4,606	84.6 (0.5)	3,883	90.5 (0.5)	3,844	90.2 (0.5)
학교급												
중학교	15,477	85.2 (0.3)	15,233	85.0 (0.3)	14,901	86.3 (0.3)	13,983	84.6 (0.3)	14,131	89.4 (0.3)	14,429	88.3 (0.3)
고등학교	16,248	82.5 (0.3)	15,419	83.5 (0.3)	14,676	85.5 (0.3)	13,479	84.6 (0.3)	12,464	90.5 (0.3)	12,018	89.0 (0.3)

결과표78. 연간 개인위생 교육 경험률

(단위: %)

구분	'10		'11		'12		'13		'14		'15	
	분석대상자수	분율(표준오차)	분석대상자수	분율(표준오차)	분석대상자수	분율(표준오차)	분석대상자수	분율(표준오차)	분석대상자수	분율(표준오차)	분석대상자수	분율(표준오차)
전체												
전체	73,238	36.5 (0.4)	75,643	29.5 (0.4)	74,186	26.8 (0.4)	72,435	28.1 (0.4)	72,060	28.8 (0.4)	68,043	45.5 (0.5)
학년												
중1	12,468	49.8 (0.8)	12,728	43.8 (0.8)	12,362	42.4 (0.7)	12,199	44.7 (0.7)	11,661	44.5 (0.7)	10,786	60.5 (0.8)
중2	12,499	40.8 (0.8)	12,903	35.7 (0.7)	12,384	35.5 (0.8)	12,113	36.7 (0.8)	12,275	36.6 (0.7)	11,442	55.2 (1.0)
중3	12,603	39.9 (0.8)	12,843	31.9 (0.7)	12,551	27.3 (0.6)	12,218	31.0 (0.8)	12,220	30.4 (0.7)	12,071	50.7 (0.9)
고1	12,021	33.2 (0.8)	12,569	26.7 (0.7)	12,451	23.1 (0.6)	12,028	22.1 (0.5)	11,824	24.6 (0.6)	11,122	40.0 (0.9)
고2	12,124	32.1 (0.8)	12,508	21.1 (0.6)	12,315	18.7 (0.6)	11,865	20.6 (0.6)	12,152	20.9 (0.7)	11,113	40.0 (0.8)
고3	11,523	23.4 (0.7)	12,092	18.4 (0.6)	12,123	15.0 (0.5)	12,012	15.0 (0.6)	11,928	18.2 (0.7)	11,509	31.4 (0.8)
학교급												
중학교	37,570	43.4 (0.6)	38,474	37.0 (0.5)	37,297	34.8 (0.5)	36,530	37.4 (0.5)	36,156	36.9 (0.5)	34,299	55.1 (0.7)
고등학교	35,668	29.6 (0.6)	37,169	22.1 (0.4)	36,889	19.0 (0.4)	35,905	19.2 (0.4)	35,904	21.2 (0.5)	33,744	37.0 (0.7)
남학생												
전체	38,391	36.8 (0.6)	37,873	31.5 (0.5)	38,221	28.8 (0.5)	36,655	30.4 (0.5)	36,470	31.2 (0.4)	35,204	46.4 (0.6)
학년												
중1	6,519	50.7 (1.0)	6,548	45.1 (1.0)	6,364	43.1 (0.8)	6,411	45.7 (0.8)	6,078	45.9 (0.8)	5,576	60.6 (0.9)
중2	6,620	41.0 (1.0)	6,413	37.7 (0.9)	6,394	36.5 (0.9)	6,261	38.7 (0.9)	6,331	38.9 (0.8)	6,038	55.4 (1.0)
중3	6,817	39.8 (1.0)	6,589	34.3 (0.9)	6,525	29.4 (0.8)	6,249	32.7 (0.9)	6,154	33.1 (0.8)	6,244	50.7 (0.9)
고1	6,229	35.3 (1.1)	6,386	30.3 (0.9)	6,606	26.0 (0.8)	6,098	26.0 (0.8)	6,048	28.5 (0.8)	5,785	42.5 (1.1)
고2	6,273	31.5 (1.1)	5,954	23.3 (0.8)	6,221	21.6 (0.8)	5,595	24.0 (0.8)	6,009	22.9 (0.8)	5,777	41.8 (1.0)
고3	5,933	23.0 (1.2)	5,983	19.0 (0.8)	6,111	17.5 (0.8)	6,041	16.9 (0.7)	5,850	20.3 (0.9)	5,784	31.5 (1.0)
학교급												
중학교	19,956	43.7 (0.7)	19,550	38.9 (0.6)	19,283	36.2 (0.6)	18,921	39.0 (0.6)	18,563	39.1 (0.5)	17,858	55.2 (0.7)
고등학교	18,435	30.0 (0.8)	18,323	24.3 (0.6)	18,938	21.8 (0.5)	17,734	22.3 (0.5)	17,907	23.9 (0.5)	17,346	38.5 (0.8)
여학생												
전체	34,847	36.2 (0.6)	37,770	27.3 (0.5)	35,965	24.5 (0.5)	35,780	25.5 (0.6)	35,590	26.1 (0.5)	32,839	44.6 (0.8)
학년												
중1	5,949	48.8 (1.2)	6,180	42.4 (1.0)	5,998	41.5 (1.0)	5,788	43.6 (1.1)	5,583	43.0 (1.0)	5,210	60.4 (1.1)
중2	5,879	40.5 (1.1)	6,490	33.5 (1.1)	5,990	34.3 (1.1)	5,852	34.5 (1.1)	5,944	34.2 (1.0)	5,404	54.9 (1.3)
중3	5,786	40.1 (1.1)	6,254	29.2 (0.9)	6,026	24.9 (0.8)	5,969	29.0 (1.1)	6,066	27.4 (1.0)	5,827	50.8 (1.3)
고1	5,792	30.8 (1.1)	6,183	22.8 (0.9)	5,845	19.9 (0.8)	5,930	17.9 (0.7)	5,776	20.3 (0.8)	5,337	37.3 (1.2)
고2	5,851	32.8 (1.2)	6,554	18.6 (0.7)	6,094	15.4 (0.7)	6,270	16.8 (0.7)	6,143	18.8 (1.0)	5,336	38.0 (1.3)
고3	5,590	23.8 (0.9)	6,109	17.8 (0.8)	6,012	12.2 (0.6)	5,971	12.9 (0.7)	6,078	15.9 (0.9)	5,725	31.3 (1.3)
학교급												
중학교	17,614	43.1 (0.8)	18,924	34.9 (0.7)	18,014	33.4 (0.7)	17,609	35.7 (0.8)	17,593	34.5 (0.7)	16,441	55.0 (1.0)
고등학교	17,233	29.2 (0.8)	18,846	19.8 (0.6)	17,951	15.8 (0.5)	18,171	15.9 (0.5)	17,997	18.3 (0.7)	16,398	35.4 (1.0)

* 최근 12개월 동안 학교에서(수업시간, 방송교육, 강당에서의 교육 등 모두 포함) 손씻기 등 개인위생 교육을 받은 적이 있는 사람의 분율

(계속: 연간 개인위생 교육 경험률)

(단위: %)

구분	'16		'17		'18		'19		'20		'21	
	분석대상자수	분율(표준오차)	분석대상자수	분율(표준오차)	분석대상자수	분율(표준오차)	분석대상자수	분율(표준오차)	분석대상자수	분율(표준오차)	분석대상자수	분율(표준오차)
전체												
전체	65,528	36.1 (0.4)	62,276	32.6 (0.4)	60,040	41.1 (0.4)	57,303	33.7 (0.4)	54,948	65.8 (0.4)	54,848	52.6 (0.4)
학년												
중1	10,483	52.7 (0.7)	10,189	48.1 (0.7)	9,847	59.6 (0.8)	9,738	49.0 (0.9)	10,005	72.4 (0.6)	10,016	66.5 (0.7)
중2	10,517	43.0 (0.8)	10,377	41.5 (0.8)	10,092	51.1 (0.8)	9,665	41.6 (0.9)	9,564	71.0 (0.7)	10,235	56.7 (0.7)
중3	11,219	39.7 (0.7)	10,319	35.0 (0.8)	10,290	43.5 (0.9)	9,981	34.1 (0.7)	9,392	69.6 (0.7)	9,764	56.3 (0.7)
고1	11,355	32.1 (0.6)	10,165	26.8 (0.7)	9,260	35.8 (0.7)	9,273	28.4 (0.7)	8,907	59.1 (0.8)	8,461	47.3 (0.8)
고2	11,070	30.8 (0.7)	10,800	26.8 (0.7)	10,039	33.6 (0.7)	9,044	27.6 (0.7)	8,907	62.8 (0.8)	8,647	45.2 (0.8)
고3	10,884	23.3 (0.7)	10,426	22.2 (0.7)	10,512	28.7 (0.7)	9,602	24.0 (0.7)	8,173	59.9 (0.8)	7,725	42.7 (0.8)
학교급												
중학교	32,219	45.0 (0.5)	30,885	41.5 (0.6)	30,229	51.1 (0.6)	29,384	41.5 (0.5)	28,961	71.1 (0.5)	30,015	59.8 (0.5)
고등학교	33,309	28.8 (0.5)	31,391	25.2 (0.5)	29,811	32.4 (0.5)	27,919	26.6 (0.5)	25,987	60.6 (0.6)	24,833	45.0 (0.6)
남학생												
전체	33,803	38.7 (0.5)	31,624	35.8 (0.5)	30,463	44.3 (0.5)	29,841	36.1 (0.5)	28,353	63.5 (0.5)	28,401	51.5 (0.5)
학년												
중1	5,516	55.2 (0.8)	5,178	49.6 (0.9)	4,960	61.4 (1.0)	5,126	49.5 (1.0)	5,098	70.9 (0.8)	5,156	65.7 (0.8)
중2	5,466	45.4 (0.9)	5,272	45.1 (1.0)	5,137	54.6 (1.0)	5,039	44.3 (1.0)	4,823	69.2 (0.9)	5,326	56.1 (0.9)
중3	5,760	42.9 (0.9)	5,202	38.8 (1.0)	5,231	46.2 (1.0)	5,236	36.6 (0.8)	4,909	67.9 (1.0)	5,104	55.6 (1.0)
고1	5,861	35.2 (0.8)	5,069	30.4 (0.9)	4,805	39.9 (0.9)	4,782	31.0 (0.9)	4,602	56.8 (1.0)	4,456	45.9 (1.0)
고2	5,744	34.2 (1.0)	5,610	30.6 (0.9)	5,110	36.9 (0.8)	4,662	30.8 (0.9)	4,631	59.4 (1.0)	4,478	44.4 (1.0)
고3	5,456	24.7 (1.0)	5,293	24.8 (0.9)	5,220	32.4 (0.9)	4,996	26.9 (0.9)	4,290	57.0 (1.1)	3,881	40.9 (1.0)
학교급												
중학교	16,742	47.6 (0.6)	15,652	44.5 (0.7)	15,328	53.8 (0.6)	15,401	43.3 (0.6)	14,830	69.4 (0.6)	15,586	59.1 (0.6)
고등학교	17,061	31.4 (0.7)	15,972	28.6 (0.7)	15,135	36.1 (0.6)	14,440	29.5 (0.7)	13,523	57.7 (0.7)	12,815	43.6 (0.7)
여학생												
전체	31,725	33.2 (0.5)	30,652	29.2 (0.5)	29,577	37.7 (0.6)	27,462	31.1 (0.6)	26,595	68.3 (0.5)	26,447	53.7 (0.5)
학년												
중1	4,967	49.9 (1.0)	5,011	46.5 (0.9)	4,887	57.8 (1.0)	4,612	48.4 (1.2)	4,907	74.1 (0.8)	4,860	67.3 (0.9)
중2	5,051	40.4 (1.1)	5,105	37.5 (1.1)	4,955	47.4 (1.1)	4,626	38.7 (1.2)	4,741	73.0 (0.9)	4,909	57.4 (1.0)
중3	5,459	36.4 (1.0)	5,117	30.9 (1.0)	5,059	40.5 (1.1)	4,745	31.5 (1.1)	4,483	71.4 (0.9)	4,660	57.0 (1.0)
고1	5,494	28.8 (0.9)	5,096	22.8 (0.9)	4,455	31.3 (0.9)	4,491	25.5 (0.9)	4,305	61.5 (1.1)	4,005	48.9 (1.0)
고2	5,326	27.2 (0.9)	5,190	22.6 (0.9)	4,929	30.1 (1.0)	4,382	24.1 (0.9)	4,276	66.6 (1.1)	4,169	46.2 (1.1)
고3	5,428	21.8 (1.0)	5,133	19.4 (0.9)	5,292	24.7 (1.0)	4,606	21.0 (0.9)	3,883	63.1 (1.2)	3,844	44.7 (1.1)
학교급												
중학교	15,477	42.0 (0.7)	15,233	38.3 (0.7)	14,901	48.2 (0.8)	13,983	39.5 (0.8)	14,131	72.9 (0.6)	14,429	60.6 (0.7)
고등학교	16,248	25.9 (0.7)	15,419	21.6 (0.7)	14,676	28.4 (0.7)	13,479	23.5 (0.6)	12,464	63.7 (0.8)	12,018	46.6 (0.7)

결과표79. 성관계 경험률

(단위: %)

구분	'10		'11		'12		'13		'14		'15	
	분석대상자수	분율(표준오차)	분석대상자수	분율(표준오차)	분석대상자수	분율(표준오차)	분석대상자수	분율(표준오차)	분석대상자수	분율(표준오차)	분석대상자수	분율(표준오차)
전체												
전체	73,238	5.3 (0.2)	75,643	4.9 (0.1)	74,186	4.3 (0.1)	72,435	5.3 (0.1)	72,060	5.3 (0.1)	68,043	5.0 (0.1)
학년												
중1	12,468	2.3 (0.2)	12,728	1.8 (0.2)	12,362	1.9 (0.1)	12,199	4.4 (0.2)	11,661	3.5 (0.2)	10,786	3.4 (0.2)
중2	12,499	2.2 (0.2)	12,903	2.3 (0.2)	12,384	1.7 (0.1)	12,113	3.5 (0.2)	12,275	2.8 (0.2)	11,442	2.4 (0.2)
중3	12,603	3.1 (0.2)	12,843	2.7 (0.2)	12,551	2.6 (0.2)	12,218	3.5 (0.2)	12,220	3.7 (0.2)	12,071	3.0 (0.2)
고1	12,021	4.9 (0.3)	12,569	4.7 (0.2)	12,451	3.8 (0.2)	12,028	4.6 (0.3)	11,824	4.6 (0.2)	11,122	4.6 (0.3)
고2	12,124	7.9 (0.4)	12,508	7.2 (0.3)	12,315	6.6 (0.3)	11,865	6.8 (0.3)	12,152	6.6 (0.3)	11,113	6.8 (0.3)
고3	11,523	11.6 (0.5)	12,092	10.5 (0.4)	12,123	9.2 (0.4)	12,012	9.0 (0.4)	11,928	10.2 (0.4)	11,509	9.0 (0.4)
학교급												
중학교	37,570	2.5 (0.1)	38,474	2.3 (0.1)	37,297	2.1 (0.1)	36,530	3.8 (0.1)	36,156	3.3 (0.1)	34,299	2.9 (0.1)
고등학교	35,668	8.1 (0.3)	37,169	7.4 (0.2)	36,889	6.5 (0.2)	35,905	6.8 (0.3)	35,904	7.2 (0.2)	33,744	6.8 (0.2)
남학생												
전체	38,391	7.2 (0.2)	37,873	6.7 (0.2)	38,221	5.9 (0.2)	36,655	7.4 (0.2)	36,470	7.3 (0.2)	35,204	7.0 (0.2)
학년												
중1	6,519	2.7 (0.3)	6,548	2.4 (0.3)	6,364	2.2 (0.2)	6,411	5.3 (0.3)	6,078	4.5 (0.3)	5,576	4.3 (0.3)
중2	6,620	2.6 (0.3)	6,413	2.9 (0.3)	6,394	2.2 (0.2)	6,261	4.8 (0.3)	6,331	3.4 (0.3)	6,038	3.2 (0.3)
중3	6,817	4.1 (0.3)	6,589	3.6 (0.3)	6,525	3.1 (0.2)	6,249	4.9 (0.3)	6,154	5.0 (0.3)	6,244	3.9 (0.3)
고1	6,229	6.6 (0.4)	6,386	6.5 (0.3)	6,606	5.3 (0.3)	6,098	6.5 (0.4)	6,048	6.4 (0.3)	5,785	6.7 (0.4)
고2	6,273	10.6 (0.5)	5,954	10.0 (0.5)	6,221	9.2 (0.5)	5,595	9.8 (0.5)	6,009	9.5 (0.4)	5,777	9.7 (0.4)
고3	5,933	16.4 (0.8)	5,983	14.6 (0.6)	6,111	13.1 (0.6)	6,041	12.9 (0.6)	5,850	14.3 (0.6)	5,784	13.0 (0.5)
학교급												
중학교	19,956	3.2 (0.2)	19,550	3.0 (0.2)	19,283	2.5 (0.1)	18,921	5.0 (0.2)	18,563	4.2 (0.2)	17,858	3.8 (0.2)
고등학교	18,435	11.2 (0.4)	18,323	10.3 (0.3)	18,938	9.2 (0.3)	17,734	9.7 (0.3)	17,907	10.1 (0.3)	17,346	9.8 (0.3)
여학생												
전체	34,847	3.2 (0.1)	37,770	2.9 (0.1)	35,965	2.6 (0.1)	35,780	3.1 (0.1)	35,590	3.2 (0.1)	32,839	2.8 (0.1)
학년												
중1	5,949	2.0 (0.2)	6,180	1.1 (0.1)	5,998	1.6 (0.2)	5,788	3.3 (0.3)	5,583	2.4 (0.2)	5,210	2.4 (0.2)
중2	5,879	1.6 (0.2)	6,490	1.7 (0.2)	5,990	1.2 (0.1)	5,852	2.1 (0.2)	5,944	2.1 (0.2)	5,404	1.6 (0.2)
중3	5,786	2.0 (0.3)	6,254	1.7 (0.2)	6,026	2.0 (0.3)	5,969	2.0 (0.2)	6,066	2.3 (0.2)	5,827	1.9 (0.2)
고1	5,792	2.8 (0.3)	6,183	2.6 (0.2)	5,845	2.2 (0.2)	5,930	2.6 (0.2)	5,776	2.7 (0.3)	5,337	2.2 (0.3)
고2	5,851	4.8 (0.4)	6,554	4.0 (0.3)	6,094	3.6 (0.3)	6,270	3.6 (0.3)	6,143	3.5 (0.3)	5,336	3.6 (0.3)
고3	5,590	6.2 (0.4)	6,109	6.0 (0.4)	6,012	4.8 (0.4)	5,971	4.8 (0.3)	6,078	5.7 (0.4)	5,725	4.6 (0.4)
학교급												
중학교	17,614	1.9 (0.1)	18,924	1.5 (0.1)	18,014	1.6 (0.1)	17,609	2.5 (0.1)	17,593	2.3 (0.1)	16,441	1.9 (0.1)
고등학교	17,233	4.6 (0.2)	18,846	4.2 (0.2)	17,951	3.5 (0.2)	18,171	3.7 (0.2)	17,997	4.0 (0.2)	16,398	3.5 (0.2)

* 평생 동안 성관계 경험이 있는 사람의 분율

* '17년 설문문항 및 지표정의 변경으로 연도 비교 시 주의

(계속: 성관계 경험률)

(단위: %)

구분	'16		'17		'18		'19		'20		'21	
	분석대상자수	분율(표준오차)	분석대상자수	분율(표준오차)	분석대상자수	분율(표준오차)	분석대상자수	분율(표준오차)	분석대상자수	분율(표준오차)	분석대상자수	분율(표준오차)
전체												
전체	65,528	4.6 (0.1)	62,276	5.2 (0.2)	60,040	5.7 (0.2)	57,303	5.9 (0.2)	54,948	4.6 (0.1)	54,848	5.4 (0.1)
학년												
중1	10,483	2.7 (0.2)	10,189	1.6 (0.1)	9,847	1.2 (0.1)	9,738	1.7 (0.1)	10,005	1.2 (0.1)	10,016	1.4 (0.1)
중2	10,517	2.1 (0.2)	10,377	3.0 (0.2)	10,092	2.7 (0.2)	9,665	2.7 (0.2)	9,564	1.6 (0.1)	10,235	2.0 (0.1)
중3	11,219	2.7 (0.2)	10,319	3.8 (0.2)	10,290	3.6 (0.2)	9,981	4.2 (0.3)	9,392	2.7 (0.2)	9,764	3.8 (0.2)
고1	11,355	4.2 (0.2)	10,165	4.8 (0.3)	9,260	5.5 (0.3)	9,273	6.1 (0.3)	8,907	4.4 (0.3)	8,461	5.7 (0.3)
고2	11,070	5.7 (0.3)	10,800	7.2 (0.4)	10,039	8.2 (0.4)	9,044	8.5 (0.4)	8,907	7.4 (0.3)	8,647	8.9 (0.3)
고3	10,884	9.2 (0.4)	10,426	9.1 (0.4)	10,512	11.2 (0.5)	9,602	11.0 (0.4)	8,173	10.1 (0.4)	7,725	10.7 (0.4)
학교급												
중학교	32,219	2.5 (0.1)	30,885	2.8 (0.1)	30,229	2.6 (0.1)	29,384	2.9 (0.1)	28,961	1.8 (0.1)	30,015	2.3 (0.1)
고등학교	33,309	6.4 (0.2)	31,391	7.1 (0.3)	29,811	8.5 (0.3)	27,919	8.6 (0.3)	25,987	7.3 (0.2)	24,833	8.5 (0.2)
남학생												
전체	33,803	6.3 (0.2)	31,624	7.1 (0.2)	30,463	7.6 (0.3)	29,841	8.0 (0.2)	28,353	5.8 (0.2)	28,401	6.6 (0.2)
학년												
중1	5,516	3.3 (0.3)	5,178	2.3 (0.2)	4,960	1.8 (0.2)	5,126	2.3 (0.2)	5,098	1.5 (0.2)	5,156	1.7 (0.2)
중2	5,466	2.8 (0.3)	5,272	4.0 (0.3)	5,137	3.8 (0.3)	5,039	3.5 (0.3)	4,823	2.0 (0.2)	5,326	2.2 (0.2)
중3	5,760	3.9 (0.3)	5,202	5.2 (0.4)	5,231	4.8 (0.4)	5,236	6.1 (0.4)	4,909	3.4 (0.3)	5,104	4.5 (0.3)
고1	5,861	5.7 (0.3)	5,069	7.0 (0.4)	4,805	7.2 (0.5)	4,782	8.1 (0.5)	4,602	5.8 (0.4)	4,456	6.6 (0.4)
고2	5,744	8.1 (0.4)	5,610	9.8 (0.5)	5,110	10.4 (0.5)	4,662	11.9 (0.5)	4,631	9.0 (0.4)	4,478	11.3 (0.5)
고3	5,456	12.4 (0.6)	5,293	12.1 (0.5)	5,220	14.6 (0.6)	4,996	14.6 (0.6)	4,290	12.9 (0.6)	3,881	13.5 (0.6)
학교급												
중학교	16,742	3.3 (0.2)	15,652	3.9 (0.2)	15,328	3.5 (0.2)	15,401	4.0 (0.2)	14,830	2.2 (0.1)	15,586	2.8 (0.1)
고등학교	17,061	8.7 (0.3)	15,972	9.7 (0.3)	15,135	11.0 (0.4)	14,440	11.6 (0.4)	13,523	9.2 (0.3)	12,815	10.6 (0.3)
여학생												
전체	31,725	2.8 (0.1)	30,652	3.1 (0.1)	29,577	3.8 (0.1)	27,462	3.6 (0.2)	26,595	3.3 (0.1)	26,447	4.0 (0.2)
학년												
중1	4,967	2.0 (0.2)	5,011	0.9 (0.2)	4,887	0.6 (0.1)	4,612	1.1 (0.2)	4,907	0.9 (0.1)	4,860	1.1 (0.2)
중2	5,051	1.4 (0.2)	5,105	1.8 (0.2)	4,955	1.6 (0.2)	4,626	1.8 (0.2)	4,741	1.3 (0.2)	4,909	1.7 (0.2)
중3	5,459	1.4 (0.2)	5,117	2.4 (0.2)	5,059	2.3 (0.2)	4,745	2.2 (0.2)	4,483	1.9 (0.2)	4,660	3.0 (0.3)
고1	5,494	2.5 (0.2)	5,096	2.5 (0.2)	4,455	3.6 (0.3)	4,491	3.8 (0.4)	4,305	2.9 (0.3)	4,005	4.7 (0.4)
고2	5,326	3.2 (0.3)	5,190	4.4 (0.3)	4,929	5.8 (0.4)	4,382	4.8 (0.3)	4,276	5.6 (0.4)	4,169	6.4 (0.4)
고3	5,428	5.7 (0.4)	5,133	5.7 (0.4)	5,292	7.5 (0.5)	4,606	7.2 (0.5)	3,883	7.0 (0.5)	3,844	7.6 (0.5)
학교급												
중학교	15,477	1.6 (0.1)	15,233	1.7 (0.1)	14,901	1.5 (0.1)	13,983	1.7 (0.1)	14,131	1.3 (0.1)	14,429	1.9 (0.1)
고등학교	16,248	3.8 (0.2)	15,419	4.3 (0.2)	14,676	5.7 (0.3)	13,479	5.3 (0.3)	12,464	5.2 (0.3)	12,018	6.2 (0.3)

결과표80. 중1학생의 중학교 입학 전 성관계 경험률

(단위: %)

구분	'10		'11		'12		'13		'14		'15	
	분석대상자수	분율(표준오차)	분석대상자수	분율(표준오차)	분석대상자수	분율(표준오차)	분석대상자수	분율(표준오차)	분석대상자수	분율(표준오차)	분석대상자수	분율(표준오차)
전체	12,460	1.6 (0.1)	12,720	1.2 (0.1)	12,350	1.5 (0.1)	12,177	3.3 (0.2)	11,642	2.7 (0.2)	10,767	2.6 (0.2)
남학생	6,512	2.0 (0.2)	6,542	1.7 (0.2)	6,358	1.8 (0.2)	6,397	4.1 (0.3)	6,070	3.5 (0.3)	5,565	3.2 (0.3)
여학생	5,948	1.2 (0.1)	6,178	0.7 (0.1)	5,992	1.2 (0.2)	5,780	2.5 (0.2)	5,572	1.9 (0.2)	5,202	1.9 (0.2)

※ 중학교 1학년 학생 중에서 중학교 입학하기 이전에 성관계를 해 본 적이 있는 사람의 분율

결과표81. 성관계 시작 연령

(단위: 세)

구분	'10		'11		'12		'13		'14		'15	
	분석대상자수	평균(표준오차)	분석대상자수	평균(표준오차)	분석대상자수	평균(표준오차)	분석대상자수	평균(표준오차)	분석대상자수	평균(표준오차)	분석대상자수	평균(표준오차)
전체	3,613	13.6 (0.1)	3,325	13.8 (0.1)	2,937	13.6 (0.1)	3,562	12.8 (0.1)	3,282	13.1 (0.1)	2,990	13.2 (0.1)
남학생	2,585	13.5 (0.1)	2,262	13.6 (0.1)	2,095	13.5 (0.1)	2,540	12.7 (0.1)	2,299	13.1 (0.1)	2,207	13.1 (0.1)
여학생	1,028	14.0 (0.1)	1,063	14.3 (0.1)	842	13.7 (0.2)	1,022	13.0 (0.1)	983	13.3 (0.1)	783	13.5 (0.1)

※ 평생 성관계 경험자 중 성관계를 처음 시작한 연령의 평균

결과표82. 성관계 경험자의 피임 실천율

(단위: %)

구분	'10		'11		'12		'13		'14		'15	
	분석대상자수	분율(표준오차)	분석대상자수	분율(표준오차)	분석대상자수	분율(표준오차)	분석대상자수	분율(표준오차)	분석대상자수	분율(표준오차)	분석대상자수	분율(표준오차)
전체	2,992	41.8 (1.1)	2,823	46.1 (1.1)	2,537	42.8 (1.1)	3,172	39.0 (0.9)	2,930	43.6 (1.0)	2,653	48.7 (1.0)
남학생	2,127	43.1 (1.2)	1,865	46.8 (1.3)	1,794	43.7 (1.2)	2,266	38.5 (1.1)	2,050	44.1 (1.3)	1,962	48.6 (1.2)
여학생	865	38.7 (2.0)	958	44.2 (1.7)	743	40.6 (1.8)	906	40.5 (1.8)	880	42.2 (1.7)	691	48.8 (1.9)

※ 평생 성관계 경험자 중 성관계 시 '항상' 또는 '대부분' 피임을 한 사람의 분율

※ '10~'12년 이성과 성관계 경험자만 계산함

결과표83. 임신 경험률

(단위: %)

구분	'10		'11		'12		'13		'14		'15	
	분석대상자수	분율(표준오차)	분석대상자수	분율(표준오차)	분석대상자수	분율(표준오차)	분석대상자수	분율(표준오차)	분석대상자수	분율(표준오차)	분석대상자수	분율(표준오차)
여학생	34,810	0.3 (0.0)	37,737	0.3 (0.0)	35,942	0.3 (0.0)	35,729	0.2 (0.0)	35,528	0.2 (0.0)	32,793	0.2 (0.0)

※ 여학생 중 임신을 한 적이 있는 사람의 분율

(계속: 중1학생의 중학교 입학 전 성관계 경험률)

(단위: %)

구분	'16		'17		'18		'19		'20		'21	
	분석대상자수	분율(표준오차)	분석대상자수	분율(표준오차)	분석대상자수	분율(표준오차)	분석대상자수	분율(표준오차)	분석대상자수	분율(표준오차)	분석대상자수	분율(표준오차)
전체	10,462	2.0 (0.2)	-	--	9,821	0.7 (0.1)	-	--	-	--	9,993	0.8 (0.1)
남학생	5,504	2.5 (0.2)	-	--	4,942	1.1 (0.2)	-	--	-	--	5,141	1.1 (0.2)
여학생	4,958	1.4 (0.2)	-	--	4,879	0.3 (0.1)	-	--	-	--	4,852	0.6 (0.1)

(계속: 성관계 시작 연령)

(단위: 세)

구분	'16		'17		'18		'19		'20		'21	
	분석대상자수	평균(표준오차)	분석대상자수	평균(표준오차)	분석대상자수	평균(표준오차)	분석대상자수	평균(표준오차)	분석대상자수	평균(표준오차)	분석대상자수	평균(표준오차)
전체	2,623	13.1 (0.1)	-	--	2,941	13.6 (0.1)	-	--	-	--	2,702	14.1 (0.1)
남학생	1,860	12.9 (0.1)	-	--	1,941	13.3 (0.1)	-	--	-	--	1,692	13.9 (0.1)
여학생	763	13.4 (0.1)	-	--	1,000	14.4 (0.1)	-	--	-	--	1,010	14.3 (0.1)

(계속: 성관계 경험자의 피임 실천율)

(단위: %)

구분	'16		'17		'18		'19		'20		'21	
	분석대상자수	분율(표준오차)	분석대상자수	분율(표준오차)	분석대상자수	분율(표준오차)	분석대상자수	분율(표준오차)	분석대상자수	분율(표준오차)	분석대상자수	분율(표준오차)
전체	2,287	51.9 (1.1)	3,033	49.9 (0.9)	3,209	59.3 (1.0)	3,282	58.7 (0.9)	2,487	66.8 (0.9)	2,833	65.5 (0.9)
남학생	1,616	52.0 (1.3)	2,119	49.7 (1.1)	2,118	57.9 (1.2)	2,285	58.4 (1.1)	1,616	67.1 (1.1)	1,785	64.6 (1.1)
여학생	671	51.8 (2.1)	914	50.4 (1.8)	1,091	62.4 (1.3)	997	59.4 (1.6)	871	66.2 (1.8)	1,048	67.0 (1.5)

(계속: 임신 경험률)

(단위: %)

구분	'16		'17		'18		'19		'20		'21	
	분석대상자수	분율(표준오차)	분석대상자수	분율(표준오차)	분석대상자수	분율(표준오차)	분석대상자수	분율(표준오차)	분석대상자수	분율(표준오차)	분석대상자수	분율(표준오차)
여학생	31,681	0.3 (0.0)	-	--	29,577	0.3 (0.0)	-	--	-	--	26,447	0.2 (0.0)

결과표84. 연간 성교육 경험률

(단위: %)

구분	'10		'11		'12		'13		'14		'15	
	분석대상자수	분율(표준오차)	분석대상자수	분율(표준오차)	분석대상자수	분율(표준오차)	분석대상자수	분율(표준오차)	분석대상자수	분율(표준오차)	분석대상자수	분율(표준오차)
전체												
전체	73,238	68.9 (0.5)	75,643	66.1 (0.4)	74,186	68.0 (0.5)	72,435	71.6 (0.5)	72,060	71.8 (0.5)	68,043	73.3 (0.4)
학년												
중1	12,468	81.3 (0.7)	12,728	77.1 (0.7)	12,362	75.1 (0.8)	12,199	80.8 (0.7)	11,661	82.3 (0.6)	10,786	84.5 (0.6)
중2	12,499	75.5 (0.8)	12,903	74.8 (0.7)	12,384	74.6 (0.8)	12,113	78.8 (0.7)	12,275	76.9 (0.7)	11,442	79.7 (0.7)
중3	12,603	72.7 (0.8)	12,843	70.9 (0.7)	12,551	71.5 (0.9)	12,218	74.8 (0.9)	12,220	74.1 (0.7)	12,071	76.2 (0.8)
고1	12,021	74.6 (1.0)	12,569	69.0 (0.9)	12,451	67.6 (0.9)	12,028	70.1 (0.8)	11,824	71.0 (0.8)	11,122	71.6 (0.7)
고2	12,124	65.2 (1.0)	12,508	61.7 (1.0)	12,315	67.8 (1.0)	11,865	70.1 (0.9)	12,152	69.5 (1.0)	11,113	73.5 (0.8)
고3	11,523	43.8 (1.1)	12,092	43.1 (0.9)	12,123	52.0 (0.9)	12,012	56.3 (1.0)	11,928	58.5 (1.0)	11,509	58.0 (0.9)
학교급												
중학교	37,570	76.4 (0.5)	38,474	74.2 (0.5)	37,297	73.7 (0.6)	36,530	78.1 (0.6)	36,156	77.6 (0.5)	34,299	79.8 (0.5)
고등학교	35,668	61.3 (0.8)	37,169	58.1 (0.7)	36,889	62.5 (0.7)	35,905	65.5 (0.7)	35,904	66.3 (0.7)	33,744	67.6 (0.6)
남학생												
전체	38,391	66.5 (0.7)	37,873	63.1 (0.6)	38,221	65.2 (0.6)	36,655	68.0 (0.6)	36,470	68.4 (0.5)	35,204	71.0 (0.5)
학년												
중1	6,519	79.3 (0.9)	6,548	73.6 (0.8)	6,364	72.4 (1.0)	6,411	77.9 (0.8)	6,078	80.2 (0.7)	5,576	82.9 (0.7)
중2	6,620	73.7 (0.9)	6,413	71.4 (0.9)	6,394	70.2 (0.9)	6,261	75.7 (0.9)	6,331	74.3 (0.9)	6,038	77.4 (0.8)
중3	6,817	70.8 (1.1)	6,589	68.0 (0.9)	6,525	67.1 (1.0)	6,249	70.6 (1.1)	6,154	70.1 (0.9)	6,244	73.7 (0.9)
고1	6,229	70.2 (1.3)	6,386	66.0 (1.0)	6,606	65.2 (1.0)	6,098	66.3 (1.1)	6,048	68.2 (1.0)	5,785	68.4 (0.9)
고2	6,273	62.2 (1.3)	5,954	57.9 (1.2)	6,221	65.2 (1.3)	5,595	66.0 (1.2)	6,009	64.6 (1.1)	5,777	70.8 (1.0)
고3	5,933	42.8 (1.6)	5,983	42.0 (1.2)	6,111	51.9 (1.1)	6,041	52.6 (1.3)	5,850	54.8 (1.3)	5,784	56.1 (1.1)
학교급												
중학교	19,956	74.5 (0.6)	19,550	71.0 (0.6)	19,283	69.8 (0.7)	18,921	74.7 (0.7)	18,563	74.7 (0.6)	17,858	77.6 (0.5)
고등학교	18,435	58.6 (1.0)	18,323	55.4 (0.8)	18,938	60.8 (0.8)	17,734	61.6 (0.9)	17,907	62.5 (0.8)	17,346	65.0 (0.8)
여학생												
전체	34,847	71.5 (0.7)	37,770	69.4 (0.6)	35,965	71.0 (0.7)	35,780	75.6 (0.6)	35,590	75.5 (0.6)	32,839	75.9 (0.6)
학년												
중1	5,949	83.4 (0.8)	6,180	80.8 (0.9)	5,998	77.9 (1.0)	5,788	83.9 (0.8)	5,583	84.6 (0.7)	5,210	86.3 (0.7)
중2	5,879	77.5 (1.0)	6,490	78.3 (0.9)	5,990	79.4 (1.0)	5,852	82.2 (0.9)	5,944	79.7 (0.9)	5,404	82.3 (0.9)
중3	5,786	74.8 (1.0)	6,254	74.2 (0.9)	6,026	76.2 (1.1)	5,969	79.4 (1.0)	6,066	78.6 (0.9)	5,827	79.0 (1.0)
고1	5,792	79.6 (1.2)	6,183	72.3 (1.4)	5,845	70.2 (1.4)	5,930	74.2 (1.0)	5,776	74.1 (1.2)	5,337	75.0 (1.1)
고2	5,851	68.5 (1.4)	6,554	65.9 (1.3)	6,094	70.6 (1.4)	6,270	74.7 (1.1)	6,143	74.8 (1.4)	5,336	76.4 (1.1)
고3	5,590	45.0 (1.6)	6,109	44.3 (1.5)	6,012	52.0 (1.5)	5,971	60.3 (1.5)	6,078	62.5 (1.5)	5,725	60.1 (1.4)
학교급												
중학교	17,614	78.6 (0.6)	18,924	77.7 (0.6)	18,014	77.8 (0.7)	17,609	81.8 (0.7)	17,593	80.8 (0.5)	16,441	82.2 (0.6)
고등학교	17,233	64.4 (1.1)	18,846	61.0 (1.0)	17,951	64.4 (1.0)	18,171	69.8 (0.9)	17,997	70.5 (1.0)	16,398	70.4 (0.9)

* 최근 12개월 동안 학교에서(수업시간, 방생교육, 강당에서의 교육 등 모두 포함) 성교육을 받은 적이 있는 사람의 분율

(계속: 연간 성교육 경험률)

(단위: %)

구분	'16		'17		'18		'19		'20		'21	
	분석대상자수	분율(표준오차)	분석대상자수	분율(표준오차)	분석대상자수	분율(표준오차)	분석대상자수	분율(표준오차)	분석대상자수	분율(표준오차)	분석대상자수	분율(표준오차)
전체												
전체	65,528	71.9 (0.5)	62,276	76.2 (0.4)	60,040	78.6 (0.4)	57,303	76.9 (0.4)	54,948	70.9 (0.4)	54,848	67.8 (0.4)
학년												
중1	10,483	82.8 (0.6)	10,189	87.3 (0.6)	9,847	88.2 (0.6)	9,738	86.8 (0.7)	10,005	76.9 (0.8)	10,016	81.9 (0.8)
중2	10,517	78.1 (0.7)	10,377	82.7 (0.6)	10,092	84.1 (0.6)	9,665	82.6 (0.7)	9,564	74.7 (0.8)	10,235	71.8 (0.8)
중3	11,219	75.5 (0.8)	10,319	77.7 (0.7)	10,290	81.9 (0.6)	9,981	79.8 (0.7)	9,392	74.6 (0.7)	9,764	72.4 (0.7)
고1	11,355	70.8 (0.8)	10,165	74.4 (0.8)	9,260	76.7 (0.7)	9,273	74.9 (0.7)	8,907	65.2 (0.8)	8,461	65.5 (0.9)
고2	11,070	70.8 (0.9)	10,800	75.1 (0.8)	10,039	77.5 (0.8)	9,044	74.7 (0.8)	8,907	69.2 (0.7)	8,647	61.8 (0.8)
고3	10,884	57.1 (1.0)	10,426	63.3 (0.9)	10,512	67.3 (0.9)	9,602	64.7 (0.9)	8,173	64.7 (0.9)	7,725	53.2 (0.9)
학교급												
중학교	32,219	78.7 (0.5)	30,885	82.6 (0.4)	30,229	84.6 (0.4)	29,384	83.0 (0.5)	28,961	75.5 (0.5)	30,015	75.3 (0.5)
고등학교	33,309	66.2 (0.7)	31,391	70.9 (0.6)	29,811	73.5 (0.6)	27,919	71.2 (0.6)	25,987	66.4 (0.6)	24,833	60.0 (0.6)
남학생												
전체	33,803	69.2 (0.6)	31,624	73.6 (0.5)	30,463	77.0 (0.5)	29,841	74.7 (0.5)	28,353	69.8 (0.5)	28,401	66.6 (0.6)
학년												
중1	5,516	81.7 (0.7)	5,178	85.8 (0.8)	4,960	86.7 (0.7)	5,126	85.9 (0.8)	5,098	76.4 (0.9)	5,156	81.1 (1.0)
중2	5,466	75.8 (0.8)	5,272	80.8 (0.8)	5,137	83.8 (0.7)	5,039	81.6 (0.8)	4,823	74.1 (0.9)	5,326	72.2 (1.0)
중3	5,760	73.6 (1.0)	5,202	76.0 (0.8)	5,231	80.3 (0.8)	5,236	76.4 (0.9)	4,909	73.8 (1.0)	5,104	71.7 (0.9)
고1	5,861	66.5 (1.0)	5,069	72.0 (1.0)	4,805	75.6 (0.9)	4,782	73.0 (0.9)	4,602	65.0 (1.1)	4,456	62.7 (1.1)
고2	5,744	68.6 (1.1)	5,610	72.1 (1.0)	5,110	74.7 (0.9)	4,662	71.7 (0.9)	4,631	66.7 (1.0)	4,478	60.0 (1.1)
고3	5,456	53.5 (1.3)	5,293	58.9 (1.2)	5,220	65.3 (1.1)	4,996	62.2 (1.1)	4,290	62.9 (1.1)	3,881	51.7 (1.3)
학교급												
중학교	16,742	76.9 (0.6)	15,652	80.8 (0.5)	15,328	83.5 (0.5)	15,401	81.2 (0.6)	14,830	74.8 (0.7)	15,586	75.0 (0.6)
고등학교	17,061	62.8 (0.8)	15,972	67.6 (0.7)	15,135	71.5 (0.8)	14,440	68.8 (0.7)	13,523	64.9 (0.7)	12,815	58.0 (0.8)
여학생												
전체	31,725	74.8 (0.6)	30,652	78.9 (0.5)	29,577	80.4 (0.5)	27,462	79.2 (0.5)	26,595	72.1 (0.5)	26,447	69.1 (0.6)
학년												
중1	4,967	84.0 (0.8)	5,011	89.0 (0.7)	4,887	89.7 (0.7)	4,612	87.7 (1.0)	4,907	77.5 (1.0)	4,860	82.8 (0.9)
중2	5,051	80.8 (0.9)	5,105	84.7 (0.8)	4,955	84.5 (0.8)	4,626	83.7 (0.9)	4,741	75.4 (1.1)	4,909	71.3 (1.0)
중3	5,459	77.5 (1.1)	5,117	79.7 (1.0)	5,059	83.6 (0.9)	4,745	83.5 (0.8)	4,483	75.4 (0.9)	4,660	73.1 (1.0)
고1	5,494	75.4 (1.0)	5,096	77.0 (1.1)	4,455	77.8 (1.1)	4,491	77.0 (1.0)	4,305	65.3 (1.2)	4,005	68.6 (1.2)
고2	5,326	73.2 (1.4)	5,190	78.3 (1.1)	4,929	80.4 (1.1)	4,382	78.0 (1.1)	4,276	72.0 (1.0)	4,169	63.7 (1.2)
고3	5,428	61.1 (1.5)	5,133	68.0 (1.3)	5,292	69.6 (1.2)	4,606	67.4 (1.2)	3,883	66.7 (1.2)	3,844	54.7 (1.2)
학교급												
중학교	15,477	80.6 (0.7)	15,233	84.4 (0.5)	14,901	85.8 (0.6)	13,983	85.0 (0.6)	14,131	76.2 (0.6)	14,429	75.7 (0.6)
고등학교	16,248	69.9 (1.0)	15,419	74.4 (0.8)	14,676	75.6 (0.8)	13,479	73.9 (0.8)	12,464	68.0 (0.8)	12,018	62.2 (0.9)

결과표85. 천식 의사진단경험률

(단위: %)

구분	'10		'11		'12		'13		'14		'15	
	분석대상자수	분율(표준오차)	분석대상자수	분율(표준오차)	분석대상자수	분율(표준오차)	분석대상자수	분율(표준오차)	분석대상자수	분율(표준오차)	분석대상자수	분율(표준오차)
전체												
전체	73,238	9.0 (0.1)	75,643	9.2 (0.1)	74,186	9.3 (0.1)	72,435	9.4 (0.1)	72,060	9.2 (0.1)	68,043	8.8 (0.1)
학년												
중1	12,468	9.6 (0.3)	12,728	10.3 (0.3)	12,362	10.4 (0.3)	12,199	10.5 (0.3)	11,661	9.9 (0.3)	10,786	8.9 (0.3)
중2	12,499	9.3 (0.3)	12,903	10.1 (0.3)	12,384	9.6 (0.3)	12,113	10.4 (0.3)	12,275	10.0 (0.3)	11,442	9.4 (0.3)
중3	12,603	9.5 (0.3)	12,843	9.4 (0.3)	12,551	9.7 (0.3)	12,218	9.5 (0.3)	12,220	9.3 (0.3)	12,071	9.6 (0.3)
고1	12,021	9.3 (0.3)	12,569	8.7 (0.3)	12,451	9.3 (0.3)	12,028	9.4 (0.3)	11,824	9.0 (0.3)	11,122	8.9 (0.3)
고2	12,124	8.1 (0.3)	12,508	8.6 (0.3)	12,315	8.8 (0.2)	11,865	8.9 (0.3)	12,152	8.5 (0.3)	11,113	8.1 (0.3)
고3	11,523	8.4 (0.3)	12,092	8.2 (0.3)	12,123	8.3 (0.3)	12,012	8.0 (0.3)	11,928	8.6 (0.3)	11,509	8.2 (0.3)
학교급												
중학교	37,570	9.5 (0.2)	38,474	9.9 (0.2)	37,297	9.9 (0.2)	36,530	10.1 (0.2)	36,156	9.7 (0.2)	34,299	9.3 (0.2)
고등학교	35,668	8.6 (0.2)	37,169	8.5 (0.2)	36,889	8.8 (0.2)	35,905	8.8 (0.2)	35,904	8.7 (0.2)	33,744	8.4 (0.2)
남학생												
전체	38,391	10.2 (0.2)	37,873	10.2 (0.2)	38,221	10.1 (0.2)	36,655	10.4 (0.2)	36,470	10.4 (0.2)	35,204	10.1 (0.2)
학년												
중1	6,519	10.6 (0.4)	6,548	11.5 (0.4)	6,364	10.9 (0.4)	6,411	11.3 (0.5)	6,078	11.4 (0.4)	5,576	9.6 (0.5)
중2	6,620	10.5 (0.4)	6,413	11.3 (0.5)	6,394	10.3 (0.4)	6,261	11.4 (0.4)	6,331	11.4 (0.4)	6,038	10.7 (0.4)
중3	6,817	10.5 (0.4)	6,589	10.6 (0.4)	6,525	10.5 (0.4)	6,249	10.4 (0.4)	6,154	10.3 (0.4)	6,244	11.0 (0.4)
고1	6,229	10.6 (0.4)	6,386	9.3 (0.3)	6,606	10.2 (0.4)	6,098	10.5 (0.4)	6,048	10.2 (0.4)	5,785	10.3 (0.4)
고2	6,273	9.2 (0.4)	5,954	9.6 (0.4)	6,221	9.5 (0.4)	5,595	9.9 (0.4)	6,009	9.6 (0.4)	5,777	9.4 (0.4)
고3	5,933	9.9 (0.5)	5,983	9.0 (0.4)	6,111	9.3 (0.4)	6,041	9.0 (0.4)	5,850	9.9 (0.4)	5,784	9.4 (0.4)
학교급												
중학교	19,956	10.5 (0.2)	19,550	11.1 (0.3)	19,283	10.6 (0.3)	18,921	11.1 (0.3)	18,563	11.0 (0.2)	17,858	10.5 (0.3)
고등학교	18,435	9.9 (0.2)	18,323	9.3 (0.2)	18,938	9.7 (0.2)	17,734	9.8 (0.2)	17,907	9.9 (0.2)	17,346	9.7 (0.2)
여학생												
전체	34,847	7.7 (0.2)	37,770	8.1 (0.2)	35,965	8.5 (0.2)	35,780	8.3 (0.2)	35,590	7.8 (0.2)	32,839	7.5 (0.2)
학년												
중1	5,949	8.5 (0.4)	6,180	9.0 (0.4)	5,998	9.8 (0.4)	5,788	9.5 (0.4)	5,583	8.2 (0.3)	5,210	8.1 (0.4)
중2	5,879	8.1 (0.4)	6,490	8.8 (0.4)	5,990	8.8 (0.4)	5,852	9.2 (0.4)	5,944	8.5 (0.4)	5,404	7.9 (0.4)
중3	5,786	8.4 (0.4)	6,254	8.1 (0.4)	6,026	8.8 (0.4)	5,969	8.4 (0.4)	6,066	8.1 (0.4)	5,827	8.0 (0.4)
고1	5,792	7.8 (0.4)	6,183	8.0 (0.4)	5,845	8.4 (0.3)	5,930	8.3 (0.3)	5,776	7.8 (0.4)	5,337	7.4 (0.4)
고2	5,851	6.9 (0.4)	6,554	7.6 (0.4)	6,094	8.0 (0.3)	6,270	7.8 (0.3)	6,143	7.2 (0.3)	5,336	6.7 (0.4)
고3	5,590	6.7 (0.4)	6,109	7.2 (0.3)	6,012	7.2 (0.4)	5,971	7.0 (0.3)	6,078	7.3 (0.3)	5,725	7.0 (0.3)
학교급												
중학교	17,614	8.3 (0.3)	18,924	8.7 (0.2)	18,014	9.1 (0.2)	17,609	9.0 (0.3)	17,593	8.3 (0.2)	16,441	8.0 (0.2)
고등학교	17,233	7.1 (0.2)	18,846	7.6 (0.2)	17,951	7.9 (0.2)	18,171	7.7 (0.2)	17,997	7.4 (0.2)	16,398	7.0 (0.2)

* 태어나서 지금까지 천식이라고 의사에게 진단받은 적이 있는 사람의 분율

(계속: 천식 의사진단경험률)

(단위: %)

구분	'16		'17		'18		'19		'20		'21	
	분석대상자수	분율(표준오차)	분석대상자수	분율(표준오차)	분석대상자수	분율(표준오차)	분석대상자수	분율(표준오차)	분석대상자수	분율(표준오차)	분석대상자수	분율(표준오차)
전체												
전체	65,528	9.1 (0.1)	62,276	8.8 (0.1)	60,040	8.7 (0.1)	57,303	7.2 (0.1)	54,948	6.2 (0.1)	54,848	5.8 (0.1)
학년												
중1	10,483	10.1 (0.3)	10,189	7.9 (0.3)	9,847	7.6 (0.3)	9,738	5.8 (0.3)	10,005	4.6 (0.2)	10,016	4.7 (0.3)
중2	10,517	9.0 (0.3)	10,377	9.3 (0.3)	10,092	8.3 (0.3)	9,665	6.8 (0.3)	9,564	5.2 (0.2)	10,235	5.1 (0.2)
중3	11,219	9.7 (0.3)	10,319	9.4 (0.3)	10,290	9.0 (0.3)	9,981	7.2 (0.3)	9,392	6.3 (0.3)	9,764	5.9 (0.2)
고1	11,355	9.2 (0.3)	10,165	9.0 (0.3)	9,260	9.2 (0.3)	9,273	7.7 (0.3)	8,907	6.6 (0.3)	8,461	5.9 (0.3)
고2	11,070	8.6 (0.3)	10,800	9.0 (0.3)	10,039	8.8 (0.3)	9,044	7.4 (0.3)	8,907	6.8 (0.3)	8,647	6.4 (0.3)
고3	10,884	8.3 (0.3)	10,426	8.2 (0.3)	10,512	8.9 (0.3)	9,602	8.1 (0.3)	8,173	7.9 (0.3)	7,725	6.7 (0.3)
학교급												
중학교	32,219	9.6 (0.2)	30,885	8.9 (0.2)	30,229	8.4 (0.2)	29,384	6.6 (0.2)	28,961	5.4 (0.1)	30,015	5.2 (0.2)
고등학교	33,309	8.7 (0.2)	31,391	8.7 (0.2)	29,811	8.9 (0.2)	27,919	7.7 (0.2)	25,987	7.1 (0.2)	24,833	6.3 (0.2)
남학생												
전체	33,803	10.3 (0.2)	31,624	9.8 (0.2)	30,463	9.7 (0.2)	29,841	7.9 (0.2)	28,353	6.8 (0.2)	28,401	6.4 (0.2)
학년												
중1	5,516	11.4 (0.5)	5,178	9.1 (0.4)	4,960	8.6 (0.4)	5,126	6.6 (0.4)	5,098	5.2 (0.3)	5,156	5.6 (0.4)
중2	5,466	10.2 (0.5)	5,272	10.8 (0.5)	5,137	10.1 (0.4)	5,039	7.1 (0.4)	4,823	5.4 (0.3)	5,326	5.2 (0.3)
중3	5,760	11.1 (0.4)	5,202	10.2 (0.4)	5,231	9.8 (0.5)	5,236	7.8 (0.4)	4,909	6.9 (0.4)	5,104	6.3 (0.3)
고1	5,861	10.6 (0.4)	5,069	10.4 (0.4)	4,805	10.1 (0.4)	4,782	8.9 (0.4)	4,602	7.4 (0.4)	4,456	6.8 (0.4)
고2	5,744	9.7 (0.4)	5,610	9.8 (0.4)	5,110	9.7 (0.5)	4,662	8.0 (0.4)	4,631	7.3 (0.4)	4,478	7.1 (0.4)
고3	5,456	9.2 (0.4)	5,293	8.7 (0.3)	5,220	9.7 (0.4)	4,996	9.0 (0.4)	4,290	8.6 (0.4)	3,881	7.4 (0.4)
학교급												
중학교	16,742	10.9 (0.3)	15,652	10.0 (0.3)	15,328	9.5 (0.2)	15,401	7.2 (0.2)	14,830	5.8 (0.2)	15,586	5.7 (0.2)
고등학교	17,061	9.9 (0.2)	15,972	9.6 (0.2)	15,135	9.8 (0.3)	14,440	8.6 (0.2)	13,523	7.8 (0.2)	12,815	7.1 (0.3)
여학생												
전체	31,725	7.8 (0.2)	30,652	7.7 (0.2)	29,577	7.5 (0.2)	27,462	6.4 (0.2)	26,595	5.6 (0.2)	26,447	5.1 (0.1)
학년												
중1	4,967	8.8 (0.4)	5,011	6.7 (0.4)	4,887	6.6 (0.3)	4,612	5.0 (0.3)	4,907	4.1 (0.3)	4,860	3.7 (0.3)
중2	5,051	7.8 (0.4)	5,105	7.6 (0.3)	4,955	6.5 (0.4)	4,626	6.4 (0.4)	4,741	5.1 (0.3)	4,909	4.9 (0.3)
중3	5,459	8.2 (0.4)	5,117	8.5 (0.4)	5,059	8.1 (0.4)	4,745	6.5 (0.4)	4,483	5.7 (0.4)	4,660	5.5 (0.3)
고1	5,494	7.6 (0.4)	5,096	7.6 (0.4)	4,455	8.2 (0.4)	4,491	6.4 (0.3)	4,305	5.8 (0.3)	4,005	4.9 (0.3)
고2	5,326	7.3 (0.3)	5,190	8.2 (0.4)	4,929	7.7 (0.4)	4,382	6.7 (0.4)	4,276	6.3 (0.4)	4,169	5.6 (0.3)
고3	5,428	7.3 (0.3)	5,133	7.6 (0.4)	5,292	7.9 (0.4)	4,606	7.1 (0.4)	3,883	7.1 (0.5)	3,844	6.0 (0.4)
학교급												
중학교	15,477	8.3 (0.2)	15,233	7.6 (0.2)	14,901	7.1 (0.2)	13,983	5.9 (0.2)	14,131	4.9 (0.2)	14,429	4.7 (0.2)
고등학교	16,248	7.4 (0.2)	15,419	7.8 (0.3)	14,676	7.9 (0.2)	13,479	6.7 (0.2)	12,464	6.4 (0.2)	12,018	5.5 (0.2)

결과표86. 알레르기비염 의사진단경험률

(단위: %)

구분	'10		'11		'12		'13		'14		'15	
	분석대상자수	분율(표준오차)	분석대상자수	분율(표준오차)	분석대상자수	분율(표준오차)	분석대상자수	분율(표준오차)	분석대상자수	분율(표준오차)	분석대상자수	분율(표준오차)
전체												
전체	73,238	32.2 (0.3)	75,643	33.9 (0.3)	74,186	33.9 (0.2)	72,435	31.7 (0.2)	72,060	32.7 (0.2)	68,043	33.2 (0.2)
학년												
중1	12,468	29.8 (0.5)	12,728	32.2 (0.5)	12,362	31.5 (0.5)	12,199	28.7 (0.6)	11,661	29.7 (0.5)	10,786	30.0 (0.5)
중2	12,499	31.0 (0.6)	12,903	33.3 (0.5)	12,384	33.2 (0.5)	12,113	31.6 (0.5)	12,275	30.7 (0.5)	11,442	32.1 (0.5)
중3	12,603	31.0 (0.6)	12,843	34.2 (0.5)	12,551	33.9 (0.5)	12,218	31.8 (0.5)	12,220	33.3 (0.5)	12,071	32.8 (0.5)
고1	12,021	32.8 (0.6)	12,569	33.3 (0.5)	12,451	35.2 (0.5)	12,028	32.1 (0.5)	11,824	33.9 (0.5)	11,122	34.3 (0.5)
고2	12,124	34.5 (0.6)	12,508	34.6 (0.5)	12,315	34.2 (0.5)	11,865	33.1 (0.5)	12,152	33.9 (0.5)	11,113	35.1 (0.5)
고3	11,523	34.4 (0.6)	12,092	35.5 (0.5)	12,123	35.2 (0.5)	12,012	32.7 (0.5)	11,928	34.2 (0.5)	11,509	34.3 (0.5)
학교급												
중학교	37,570	30.6 (0.4)	38,474	33.3 (0.4)	37,297	32.9 (0.4)	36,530	30.7 (0.4)	36,156	31.3 (0.3)	34,299	31.7 (0.3)
고등학교	35,668	33.9 (0.4)	37,169	34.5 (0.4)	36,889	34.8 (0.3)	35,905	32.6 (0.3)	35,904	34.0 (0.3)	33,744	34.6 (0.4)
남학생												
전체	38,391	32.5 (0.4)	37,873	34.2 (0.3)	38,221	33.8 (0.3)	36,655	30.9 (0.3)	36,470	32.1 (0.3)	35,204	33.2 (0.3)
학년												
중1	6,519	30.8 (0.8)	6,548	33.6 (0.7)	6,364	31.4 (0.7)	6,411	29.4 (0.7)	6,078	30.2 (0.7)	5,576	31.6 (0.8)
중2	6,620	31.1 (0.7)	6,413	33.9 (0.6)	6,394	33.4 (0.7)	6,261	30.5 (0.7)	6,331	30.8 (0.6)	6,038	32.5 (0.7)
중3	6,817	30.8 (0.8)	6,589	34.4 (0.7)	6,525	34.4 (0.7)	6,249	30.8 (0.6)	6,154	31.7 (0.7)	6,244	32.2 (0.7)
고1	6,229	33.4 (0.8)	6,386	34.0 (0.6)	6,606	35.0 (0.6)	6,098	30.8 (0.7)	6,048	33.1 (0.7)	5,785	34.6 (0.8)
고2	6,273	34.5 (0.8)	5,954	34.3 (0.7)	6,221	33.7 (0.7)	5,595	32.8 (0.7)	6,009	33.6 (0.7)	5,777	34.4 (0.8)
고3	5,933	34.1 (0.7)	5,983	35.0 (0.8)	6,111	34.9 (0.6)	6,041	31.3 (0.7)	5,850	32.6 (0.7)	5,784	33.3 (0.7)
학교급												
중학교	19,956	30.9 (0.6)	19,550	34.0 (0.5)	19,283	33.1 (0.5)	18,921	30.2 (0.5)	18,563	31.0 (0.4)	17,858	32.1 (0.4)
고등학교	18,435	34.0 (0.5)	18,323	34.4 (0.5)	18,938	34.5 (0.5)	17,734	31.6 (0.5)	17,907	33.1 (0.5)	17,346	34.1 (0.5)
여학생												
전체	34,847	32.0 (0.4)	37,770	33.5 (0.3)	35,965	34.0 (0.3)	35,780	32.5 (0.3)	35,590	33.4 (0.3)	32,839	33.3 (0.3)
학년												
중1	5,949	28.6 (0.7)	6,180	30.8 (0.7)	5,998	31.5 (0.6)	5,788	27.9 (0.8)	5,583	29.2 (0.6)	5,210	28.1 (0.6)
중2	5,879	30.8 (0.9)	6,490	32.7 (0.7)	5,990	33.0 (0.7)	5,852	32.8 (0.7)	5,944	30.5 (0.7)	5,404	31.5 (0.7)
중3	5,786	31.1 (0.9)	6,254	33.9 (0.7)	6,026	33.5 (0.6)	5,969	32.9 (0.7)	6,066	35.0 (0.7)	5,827	33.5 (0.7)
고1	5,792	32.1 (0.7)	6,183	32.6 (0.7)	5,845	35.3 (0.7)	5,930	33.5 (0.7)	5,776	34.7 (0.7)	5,337	33.9 (0.7)
고2	5,851	34.6 (0.8)	6,554	34.9 (0.7)	6,094	34.8 (0.6)	6,270	33.5 (0.6)	6,143	34.2 (0.6)	5,336	35.9 (0.6)
고3	5,590	34.7 (0.9)	6,109	36.0 (0.7)	6,012	35.4 (0.7)	5,971	34.3 (0.6)	6,078	36.0 (0.7)	5,725	35.5 (0.7)
학교급												
중학교	17,614	30.2 (0.5)	18,924	32.5 (0.5)	18,014	32.7 (0.4)	17,609	31.2 (0.5)	17,593	31.6 (0.4)	16,441	31.3 (0.4)
고등학교	17,233	33.8 (0.5)	18,846	34.5 (0.5)	17,951	35.2 (0.4)	18,171	33.8 (0.4)	17,997	35.0 (0.4)	16,398	35.1 (0.4)

* 태어나서 지금까지 알레르기비염이라고 의사에게 진단받은 적이 있는 사람의 분율

(계속: 알레르기비염 의사진단경험률)

(단위: %)

구분	'16		'17		'18		'19		'20		'21	
	분석대상자수	분율(표준오차)	분석대상자수	분율(표준오차)	분석대상자수	분율(표준오차)	분석대상자수	분율(표준오차)	분석대상자수	분율(표준오차)	분석대상자수	분율(표준오차)
전체												
전체	65,528	35.5 (0.3)	62,276	35.8 (0.3)	60,040	36.6 (0.3)	57,303	35.3 (0.3)	54,948	34.8 (0.3)	54,848	35.4 (0.3)
학년												
중1	10,483	33.2 (0.5)	10,189	32.4 (0.6)	9,847	31.7 (0.6)	9,738	31.9 (0.6)	10,005	29.4 (0.5)	10,016	30.7 (0.6)
중2	10,517	33.1 (0.6)	10,377	32.6 (0.5)	10,092	34.7 (0.6)	9,665	33.3 (0.5)	9,564	32.0 (0.6)	10,235	33.0 (0.5)
중3	11,219	35.7 (0.5)	10,319	35.4 (0.6)	10,290	35.9 (0.5)	9,981	35.7 (0.5)	9,392	35.0 (0.6)	9,764	35.6 (0.5)
고1	11,355	36.1 (0.5)	10,165	36.7 (0.6)	9,260	38.0 (0.6)	9,273	37.3 (0.6)	8,907	36.4 (0.6)	8,461	36.6 (0.5)
고2	11,070	37.4 (0.6)	10,800	37.7 (0.5)	10,039	38.5 (0.5)	9,044	36.5 (0.6)	8,907	37.2 (0.6)	8,647	38.7 (0.6)
고3	10,884	36.3 (0.5)	10,426	38.8 (0.5)	10,512	39.5 (0.5)	9,602	36.5 (0.5)	8,173	39.2 (0.6)	7,725	38.3 (0.6)
학교급												
중학교	32,219	34.1 (0.4)	30,885	33.5 (0.4)	30,229	34.2 (0.4)	29,384	33.7 (0.4)	28,961	32.0 (0.4)	30,015	33.1 (0.4)
고등학교	33,309	36.6 (0.4)	31,391	37.8 (0.4)	29,811	38.7 (0.4)	27,919	36.7 (0.4)	25,987	37.6 (0.4)	24,833	37.9 (0.4)
남학생												
전체	33,803	34.5 (0.3)	31,624	35.7 (0.4)	30,463	35.8 (0.4)	29,841	33.6 (0.4)	28,353	34.2 (0.4)	28,401	34.5 (0.4)
학년												
중1	5,516	33.0 (0.7)	5,178	33.7 (0.8)	4,960	31.7 (0.7)	5,126	31.6 (0.8)	5,098	30.7 (0.7)	5,156	30.4 (0.7)
중2	5,466	32.9 (0.7)	5,272	32.8 (0.7)	5,137	35.2 (0.8)	5,039	31.4 (0.8)	4,823	31.2 (0.7)	5,326	32.1 (0.7)
중3	5,760	35.0 (0.7)	5,202	35.8 (0.8)	5,231	34.8 (0.8)	5,236	34.0 (0.7)	4,909	34.5 (0.8)	5,104	34.0 (0.7)
고1	5,861	35.4 (0.8)	5,069	37.0 (0.8)	4,805	36.6 (0.8)	4,782	35.4 (0.8)	4,602	35.6 (0.9)	4,456	35.6 (0.8)
고2	5,744	35.5 (0.7)	5,610	36.1 (0.7)	5,110	37.3 (0.7)	4,662	34.2 (0.8)	4,631	35.8 (0.8)	4,478	37.8 (0.9)
고3	5,456	34.4 (0.7)	5,293	38.0 (0.8)	5,220	37.8 (0.8)	4,996	34.4 (0.7)	4,290	37.5 (0.9)	3,881	37.1 (0.8)
학교급												
중학교	16,742	33.7 (0.4)	15,652	34.1 (0.5)	15,328	34.0 (0.5)	15,401	32.4 (0.5)	14,830	32.1 (0.5)	15,586	32.2 (0.5)
고등학교	17,061	35.1 (0.5)	15,972	37.0 (0.5)	15,135	37.3 (0.5)	14,440	34.7 (0.5)	13,523	36.3 (0.6)	12,815	36.9 (0.5)
여학생												
전체	31,725	36.6 (0.4)	30,652	35.9 (0.3)	29,577	37.6 (0.3)	27,462	37.1 (0.4)	26,595	35.4 (0.4)	26,447	36.4 (0.4)
학년												
중1	4,967	33.4 (0.7)	5,011	31.0 (0.7)	4,887	31.7 (0.8)	4,612	32.2 (0.8)	4,907	28.0 (0.7)	4,860	30.9 (0.8)
중2	5,051	33.5 (0.7)	5,105	32.5 (0.7)	4,955	34.1 (0.6)	4,626	35.2 (0.7)	4,741	32.8 (0.7)	4,909	34.0 (0.7)
중3	5,459	36.6 (0.7)	5,117	34.9 (0.8)	5,059	37.1 (0.7)	4,745	37.5 (0.7)	4,483	35.6 (0.9)	4,660	37.2 (0.8)
고1	5,494	36.9 (0.7)	5,096	36.5 (0.7)	4,455	39.5 (0.8)	4,491	39.3 (0.7)	4,305	37.2 (0.7)	4,005	37.6 (0.7)
고2	5,326	39.5 (0.8)	5,190	39.3 (0.7)	4,929	39.7 (0.7)	4,382	39.0 (0.7)	4,276	38.7 (0.8)	4,169	39.6 (0.8)
고3	5,428	38.4 (0.7)	5,133	39.7 (0.7)	5,292	41.4 (0.7)	4,606	38.7 (0.8)	3,883	41.1 (0.9)	3,844	39.6 (0.9)
학교급												
중학교	15,477	34.6 (0.5)	15,233	32.8 (0.5)	14,901	34.4 (0.5)	13,983	35.0 (0.5)	14,131	31.9 (0.5)	14,429	34.0 (0.5)
고등학교	16,248	38.2 (0.5)	15,419	38.5 (0.5)	14,676	40.3 (0.5)	13,479	39.0 (0.5)	12,464	39.0 (0.5)	12,018	38.9 (0.5)

결과표87. 아토피피부염 의사진단경험률

(단위: %)

구분	'10		'11		'12		'13		'14		'15	
	분석대상자수	분율(표준오차)	분석대상자수	분율(표준오차)	분석대상자수	분율(표준오차)	분석대상자수	분율(표준오차)	분석대상자수	분율(표준오차)	분석대상자수	분율(표준오차)
전체												
전체	73,238	22.0 (0.2)	75,643	23.1 (0.2)	74,186	24.3 (0.2)	72,435	23.6 (0.2)	72,060	24.0 (0.2)	68,043	24.2 (0.2)
학년												
중1	12,468	23.3 (0.4)	12,728	23.9 (0.4)	12,362	24.5 (0.5)	12,199	23.7 (0.4)	11,661	23.0 (0.4)	10,786	22.2 (0.4)
중2	12,499	23.2 (0.5)	12,903	24.5 (0.4)	12,384	25.2 (0.4)	12,113	24.2 (0.4)	12,275	23.7 (0.4)	11,442	23.0 (0.4)
중3	12,603	22.6 (0.4)	12,843	24.4 (0.4)	12,551	24.9 (0.5)	12,218	24.1 (0.4)	12,220	25.0 (0.4)	12,071	24.8 (0.4)
고1	12,021	21.4 (0.5)	12,569	23.0 (0.4)	12,451	25.4 (0.4)	12,028	24.3 (0.4)	11,824	25.5 (0.5)	11,122	25.7 (0.5)
고2	12,124	20.9 (0.5)	12,508	21.7 (0.4)	12,315	23.6 (0.4)	11,865	22.9 (0.4)	12,152	24.0 (0.4)	11,113	25.5 (0.5)
고3	11,523	20.5 (0.4)	12,092	21.0 (0.4)	12,123	22.4 (0.4)	12,012	22.3 (0.4)	11,928	22.5 (0.4)	11,509	23.7 (0.5)
학교급												
중학교	37,570	23.0 (0.3)	38,474	24.3 (0.3)	37,297	24.9 (0.3)	36,530	24.0 (0.2)	36,156	23.9 (0.3)	34,299	23.4 (0.2)
고등학교	35,668	20.9 (0.3)	37,169	21.9 (0.3)	36,889	23.8 (0.3)	35,905	23.2 (0.3)	35,904	24.0 (0.3)	33,744	25.0 (0.3)
남학생												
전체	38,391	19.1 (0.3)	37,873	20.3 (0.2)	38,221	21.2 (0.2)	36,655	20.2 (0.2)	36,470	20.6 (0.2)	35,204	20.7 (0.2)
학년												
중1	6,519	20.3 (0.6)	6,548	20.9 (0.5)	6,364	20.8 (0.6)	6,411	21.1 (0.5)	6,078	20.4 (0.5)	5,576	20.5 (0.6)
중2	6,620	19.4 (0.5)	6,413	21.1 (0.5)	6,394	21.5 (0.6)	6,261	21.2 (0.5)	6,331	20.3 (0.6)	6,038	20.0 (0.5)
중3	6,817	18.7 (0.5)	6,589	21.5 (0.5)	6,525	21.9 (0.6)	6,249	20.7 (0.5)	6,154	21.3 (0.6)	6,244	21.3 (0.5)
고1	6,229	19.6 (0.8)	6,386	20.2 (0.5)	6,606	22.4 (0.5)	6,098	20.5 (0.5)	6,048	21.5 (0.6)	5,785	21.1 (0.5)
고2	6,273	18.9 (0.7)	5,954	19.0 (0.4)	6,221	20.6 (0.6)	5,595	19.6 (0.6)	6,009	20.6 (0.5)	5,777	21.6 (0.6)
고3	5,933	17.9 (0.5)	5,983	18.8 (0.5)	6,111	19.7 (0.5)	6,041	18.2 (0.5)	5,850	19.1 (0.5)	5,784	19.5 (0.5)
학교급												
중학교	19,956	19.4 (0.3)	19,550	21.2 (0.3)	19,283	21.5 (0.4)	18,921	21.0 (0.3)	18,563	20.7 (0.3)	17,858	20.6 (0.3)
고등학교	18,435	18.8 (0.4)	18,323	19.4 (0.3)	18,938	20.9 (0.3)	17,734	19.4 (0.3)	17,907	20.4 (0.3)	17,346	20.7 (0.3)
여학생												
전체	34,847	25.2 (0.3)	37,770	26.2 (0.2)	35,965	27.8 (0.3)	35,780	27.3 (0.2)	35,590	27.7 (0.2)	32,839	28.1 (0.3)
학년												
중1	5,949	26.5 (0.7)	6,180	27.1 (0.6)	5,998	28.5 (0.6)	5,788	26.5 (0.6)	5,583	25.9 (0.6)	5,210	24.1 (0.6)
중2	5,879	27.5 (0.7)	6,490	28.3 (0.6)	5,990	29.2 (0.6)	5,852	27.5 (0.6)	5,944	27.4 (0.6)	5,404	26.3 (0.6)
중3	5,786	27.0 (0.7)	6,254	27.6 (0.6)	6,026	28.1 (0.6)	5,969	27.7 (0.6)	6,066	29.0 (0.6)	5,827	28.6 (0.6)
고1	5,792	23.6 (0.7)	6,183	26.1 (0.5)	5,845	28.7 (0.6)	5,930	28.5 (0.6)	5,776	29.8 (0.6)	5,337	30.8 (0.6)
고2	5,851	23.1 (0.6)	6,554	24.7 (0.5)	6,094	26.9 (0.6)	6,270	26.6 (0.5)	6,143	27.7 (0.5)	5,336	29.7 (0.7)
고3	5,590	23.4 (0.7)	6,109	23.5 (0.6)	6,012	25.4 (0.6)	5,971	26.8 (0.5)	6,078	26.3 (0.5)	5,725	28.3 (0.6)
학교급												
중학교	17,614	27.0 (0.4)	18,924	27.7 (0.4)	18,014	28.6 (0.4)	17,609	27.3 (0.4)	17,593	27.5 (0.3)	16,441	26.5 (0.3)
고등학교	17,233	23.4 (0.4)	18,846	24.8 (0.3)	17,951	27.0 (0.4)	18,171	27.3 (0.3)	17,997	27.9 (0.3)	16,398	29.6 (0.4)

* 태어나서 지금까지 아토피피부염(습진 또는 태열)이라고 의사에게 진단받은 적이 있는 사람의 분율

(계속: 아토피피부염 의사진단경험률)

(단위: %)

구분	'16		'17		'18		'19		'20		'21	
	분석대상자수	분율(표준오차)	분석대상자수	분율(표준오차)	분석대상자수	분율(표준오차)	분석대상자수	분율(표준오차)	분석대상자수	분율(표준오차)	분석대상자수	분율(표준오차)
전체												
전체	65,528	25.1 (0.2)	62,276	25.1 (0.2)	60,040	24.6 (0.2)	57,303	22.5 (0.2)	54,948	23.3 (0.2)	54,848	22.4 (0.2)
학년												
중1	10,483	23.9 (0.4)	10,189	22.2 (0.4)	9,847	20.0 (0.4)	9,738	19.2 (0.4)	10,005	20.6 (0.4)	10,016	19.9 (0.4)
중2	10,517	24.3 (0.4)	10,377	23.9 (0.5)	10,092	23.8 (0.4)	9,665	21.2 (0.4)	9,564	21.9 (0.5)	10,235	21.2 (0.4)
중3	11,219	25.3 (0.5)	10,319	25.9 (0.4)	10,290	24.9 (0.4)	9,981	22.7 (0.5)	9,392	23.0 (0.5)	9,764	21.9 (0.4)
고1	11,355	25.7 (0.5)	10,165	25.2 (0.4)	9,260	25.9 (0.5)	9,273	24.2 (0.5)	8,907	24.1 (0.5)	8,461	23.0 (0.5)
고2	11,070	26.4 (0.5)	10,800	26.7 (0.5)	10,039	25.5 (0.5)	9,044	22.9 (0.5)	8,907	24.9 (0.5)	8,647	24.4 (0.5)
고3	10,884	24.9 (0.5)	10,426	26.1 (0.4)	10,512	26.7 (0.5)	9,602	24.1 (0.5)	8,173	25.3 (0.5)	7,725	24.4 (0.5)
학교급												
중학교	32,219	24.5 (0.3)	30,885	24.0 (0.3)	30,229	23.0 (0.3)	29,384	21.1 (0.3)	28,961	21.8 (0.3)	30,015	21.0 (0.3)
고등학교	33,309	25.6 (0.3)	31,391	26.0 (0.3)	29,811	26.1 (0.3)	27,919	23.8 (0.3)	25,987	24.7 (0.3)	24,833	23.9 (0.3)
남학생												
전체	33,803	21.3 (0.2)	31,624	22.1 (0.2)	30,463	21.2 (0.3)	29,841	19.1 (0.2)	28,353	20.1 (0.3)	28,401	19.3 (0.2)
학년												
중1	5,516	21.9 (0.6)	5,178	20.2 (0.5)	4,960	17.3 (0.6)	5,126	16.0 (0.5)	5,098	17.8 (0.6)	5,156	17.7 (0.5)
중2	5,466	21.5 (0.6)	5,272	21.0 (0.6)	5,137	20.8 (0.6)	5,039	18.2 (0.6)	4,823	18.2 (0.6)	5,326	18.0 (0.6)
중3	5,760	21.0 (0.6)	5,202	22.8 (0.6)	5,231	22.0 (0.6)	5,236	19.2 (0.6)	4,909	20.5 (0.6)	5,104	18.1 (0.6)
고1	5,861	21.8 (0.5)	5,069	22.3 (0.6)	4,805	22.3 (0.6)	4,782	20.6 (0.6)	4,602	20.8 (0.6)	4,456	19.7 (0.5)
고2	5,744	21.1 (0.6)	5,610	23.3 (0.6)	5,110	21.7 (0.6)	4,662	19.5 (0.5)	4,631	21.4 (0.6)	4,478	21.2 (0.6)
고3	5,456	20.4 (0.5)	5,293	22.3 (0.5)	5,220	22.4 (0.6)	4,996	20.7 (0.6)	4,290	21.6 (0.6)	3,881	21.3 (0.6)
학교급												
중학교	16,742	21.5 (0.3)	15,652	21.3 (0.3)	15,328	20.2 (0.4)	15,401	17.8 (0.3)	14,830	18.8 (0.4)	15,586	17.9 (0.3)
고등학교	17,061	21.1 (0.3)	15,972	22.7 (0.3)	15,135	22.1 (0.4)	14,440	20.3 (0.4)	13,523	21.3 (0.4)	12,815	20.7 (0.4)
여학생												
전체	31,725	29.4 (0.3)	30,652	28.4 (0.3)	29,577	28.3 (0.3)	27,462	26.1 (0.3)	26,595	26.7 (0.3)	26,447	25.8 (0.3)
학년												
중1	4,967	26.2 (0.7)	5,011	24.3 (0.6)	4,887	22.9 (0.6)	4,612	22.7 (0.6)	4,907	23.5 (0.6)	4,860	22.4 (0.6)
중2	5,051	27.4 (0.6)	5,105	27.0 (0.7)	4,955	26.9 (0.6)	4,626	24.5 (0.6)	4,741	25.9 (0.6)	4,909	24.6 (0.7)
중3	5,459	29.9 (0.6)	5,117	29.4 (0.7)	5,059	28.0 (0.6)	4,745	26.5 (0.7)	4,483	25.6 (0.7)	4,660	26.0 (0.6)
고1	5,494	30.0 (0.7)	5,096	28.4 (0.6)	4,455	29.8 (0.6)	4,491	28.1 (0.7)	4,305	27.7 (0.6)	4,005	26.5 (0.7)
고2	5,326	32.0 (0.7)	5,190	30.5 (0.7)	4,929	29.7 (0.7)	4,382	26.6 (0.7)	4,276	28.6 (0.7)	4,169	27.8 (0.7)
고3	5,428	29.7 (0.6)	5,133	30.1 (0.6)	5,292	31.4 (0.6)	4,606	27.8 (0.7)	3,883	29.3 (0.7)	3,844	27.8 (0.7)
학교급												
중학교	15,477	27.9 (0.4)	15,233	26.9 (0.4)	14,901	26.0 (0.3)	13,983	24.6 (0.4)	14,131	24.9 (0.4)	14,429	24.3 (0.4)
고등학교	16,248	30.6 (0.4)	15,419	29.7 (0.4)	14,676	30.4 (0.4)	13,479	27.5 (0.4)	12,464	28.5 (0.4)	12,018	27.4 (0.4)

결과표88. 주중 하루 평균 스마트폰 사용 시간




(단위: 분)

구분	'16		'17		'18		'19		'20		'21	
	분석대상자수	평균(표준오차)	분석대상자수	평균(표준오차)	분석대상자수	평균(표준오차)	분석대상자수	평균(표준오차)	분석대상자수	평균(표준오차)	분석대상자수	평균(표준오차)
전체												
전체	-	---	-	---	-	---	-	---	52,942	283.0 (1.8)	53,123	285.2 (1.7)
학년												
중1	-	---	-	---	-	---	-	---	9,767	246.0 (2.9)	9,841	241.8 (2.7)
중2	-	---	-	---	-	---	-	---	9,320	279.5 (3.0)	10,047	266.1 (2.7)
중3	-	---	-	---	-	---	-	---	9,137	305.0 (3.2)	9,543	287.1 (2.6)
고1	-	---	-	---	-	---	-	---	8,542	282.5 (3.1)	8,134	290.0 (3.1)
고2	-	---	-	---	-	---	-	---	8,496	295.9 (3.3)	8,259	308.3 (3.5)
고3	-	---	-	---	-	---	-	---	7,680	293.9 (3.9)	7,299	322.4 (3.6)
학교급												
중학교	-	---	-	---	-	---	-	---	28,224	275.4 (2.4)	29,431	264.6 (2.0)
고등학교	-	---	-	---	-	---	-	---	24,718	290.7 (2.7)	23,692	307.2 (2.6)
남학생												
전체	-	---	-	---	-	---	-	---	26,894	258.0 (2.1)	27,162	262.9 (2.0)
학년												
중1	-	---	-	---	-	---	-	---	4,940	216.2 (3.2)	5,028	216.0 (2.8)
중2	-	---	-	---	-	---	-	---	4,640	248.1 (2.9)	5,191	237.2 (2.9)
중3	-	---	-	---	-	---	-	---	4,712	275.1 (3.8)	4,939	264.0 (2.9)
고1	-	---	-	---	-	---	-	---	4,339	258.3 (4.1)	4,218	267.5 (4.0)
고2	-	---	-	---	-	---	-	---	4,327	277.2 (4.3)	4,208	289.6 (4.6)
고3	-	---	-	---	-	---	-	---	3,936	277.8 (4.8)	3,578	308.6 (4.7)
학교급												
중학교	-	---	-	---	-	---	-	---	14,292	245.1 (2.3)	15,158	238.6 (2.0)
고등학교	-	---	-	---	-	---	-	---	12,602	271.0 (3.4)	12,004	288.9 (3.4)
여학생												
전체	-	---	-	---	-	---	-	---	26,048	309.1 (2.4)	25,961	308.4 (2.3)
학년												
중1	-	---	-	---	-	---	-	---	4,827	277.0 (3.8)	4,813	268.5 (3.7)
중2	-	---	-	---	-	---	-	---	4,680	312.2 (4.2)	4,856	296.2 (3.6)
중3	-	---	-	---	-	---	-	---	4,425	336.3 (4.0)	4,604	311.2 (3.3)
고1	-	---	-	---	-	---	-	---	4,203	307.6 (4.0)	3,916	313.5 (4.4)
고2	-	---	-	---	-	---	-	---	4,169	315.4 (4.9)	4,051	327.9 (5.0)
고3	-	---	-	---	-	---	-	---	3,744	310.8 (5.5)	3,721	336.7 (5.2)
학교급												
중학교	-	---	-	---	-	---	-	---	13,932	307.0 (2.9)	14,273	291.7 (2.5)
고등학교	-	---	-	---	-	---	-	---	12,116	311.3 (3.7)	11,688	326.3 (3.7)

* 최근 7일 동안 본인 또는 다른 사람의 스마트폰을 사용한 적이 있는 사람의 주중(월~금)에 스마트폰을 사용하는 하루 평균 시간

결과표89. 주말 하루 평균 스마트폰 사용 시간

(단위: 분)

구분	'16		'17		'18		'19		'20		'21	
	분석대상자수	평균(표준오차)	분석대상자수	평균(표준오차)	분석대상자수	평균(표준오차)	분석대상자수	평균(표준오차)	분석대상자수	평균(표준오차)	분석대상자수	평균(표준오차)
 전체												
전체	-	---	-	---	-	---	-	---	53,117	393.7 (2.4)	53,050	397.1 (2.2)
학년												
중1	-	---	-	---	-	---	-	---	9,773	344.2 (3.9)	9,815	350.5 (4.0)
중2	-	---	-	---	-	---	-	---	9,312	398.2 (4.0)	10,032	387.6 (3.7)
중3	-	---	-	---	-	---	-	---	9,136	419.4 (4.3)	9,518	411.2 (3.4)
고1	-	---	-	---	-	---	-	---	8,625	400.1 (3.9)	8,144	407.6 (3.9)
고2	-	---	-	---	-	---	-	---	8,553	408.5 (4.1)	8,272	418.6 (4.3)
고3	-	---	-	---	-	---	-	---	7,718	396.9 (4.4)	7,269	411.1 (4.3)
학교급												
중학교	-	---	-	---	-	---	-	---	28,221	385.4 (3.4)	29,365	382.7 (3.0)
고등학교	-	---	-	---	-	---	-	---	24,896	401.9 (3.3)	23,685	412.5 (3.2)
 남학생												
전체	-	---	-	---	-	---	-	---	26,999	350.5 (2.5)	27,111	359.9 (2.4)
학년												
중1	-	---	-	---	-	---	-	---	4,942	299.8 (4.3)	5,017	314.3 (4.2)
중2	-	---	-	---	-	---	-	---	4,644	345.6 (3.9)	5,184	340.0 (4.1)
중3	-	---	-	---	-	---	-	---	4,720	367.6 (4.6)	4,924	366.3 (3.7)
고1	-	---	-	---	-	---	-	---	4,383	356.6 (4.4)	4,221	371.7 (4.8)
고2	-	---	-	---	-	---	-	---	4,353	372.9 (4.9)	4,216	386.7 (5.3)
고3	-	---	-	---	-	---	-	---	3,957	365.6 (5.8)	3,549	385.3 (5.1)
학교급												
중학교	-	---	-	---	-	---	-	---	14,306	336.0 (3.1)	15,125	339.8 (2.9)
고등학교	-	---	-	---	-	---	-	---	12,693	365.1 (3.9)	11,986	381.4 (3.6)
 여학생												
전체	-	---	-	---	-	---	-	---	26,118	438.6 (3.0)	25,939	435.8 (3.0)
학년												
중1	-	---	-	---	-	---	-	---	4,831	390.3 (5.0)	4,798	388.0 (5.4)
중2	-	---	-	---	-	---	-	---	4,668	453.2 (5.3)	4,848	437.1 (4.8)
중3	-	---	-	---	-	---	-	---	4,416	473.8 (5.0)	4,594	458.0 (4.6)
고1	-	---	-	---	-	---	-	---	4,242	445.2 (5.0)	3,923	444.8 (5.5)
고2	-	---	-	---	-	---	-	---	4,200	445.5 (6.0)	4,056	451.9 (6.2)
고3	-	---	-	---	-	---	-	---	3,761	429.8 (6.3)	3,720	437.6 (6.5)
학교급												
중학교	-	---	-	---	-	---	-	---	13,915	436.9 (4.0)	14,240	427.3 (3.9)
고등학교	-	---	-	---	-	---	-	---	12,203	440.4 (4.5)	11,699	444.7 (4.7)

* 최근 7일 동안 본인 또는 다른 사람의 스마트폰을 사용한 적이 있는 사람의 주말(토~일)에 스마트폰을 사용하는 하루 평균 시간

결과표90. 주관적 건강 인지율

(단위: %)

구분	'10		'11		'12		'13		'14		'15	
	분석대상자수	분율(표준오차)	분석대상자수	분율(표준오차)	분석대상자수	분율(표준오차)	분석대상자수	분율(표준오차)	분석대상자수	분율(표준오차)	분석대상자수	분율(표준오차)
전체												
전체	73,238	64.0 (0.3)	75,643	66.1 (0.2)	74,186	68.0 (0.3)	72,435	69.5 (0.3)	72,060	71.0 (0.2)	68,043	72.7 (0.2)
학년												
중1	12,468	68.6 (0.6)	12,728	69.6 (0.5)	12,362	73.6 (0.5)	12,199	76.6 (0.4)	11,661	77.8 (0.4)	10,786	79.8 (0.4)
중2	12,499	65.4 (0.6)	12,903	67.4 (0.4)	12,384	70.7 (0.5)	12,113	72.7 (0.5)	12,275	75.2 (0.4)	11,442	76.6 (0.4)
중3	12,603	64.7 (0.6)	12,843	67.7 (0.5)	12,551	69.6 (0.5)	12,218	71.6 (0.4)	12,220	72.3 (0.5)	12,071	75.2 (0.4)
고1	12,021	62.6 (0.6)	12,569	65.3 (0.5)	12,451	65.9 (0.6)	12,028	67.4 (0.5)	11,824	69.8 (0.5)	11,122	71.6 (0.5)
고2	12,124	62.1 (0.7)	12,508	63.6 (0.6)	12,315	64.7 (0.6)	11,865	64.8 (0.6)	12,152	66.3 (0.5)	11,113	68.5 (0.5)
고3	11,523	60.7 (0.7)	12,092	62.9 (0.6)	12,123	63.8 (0.6)	12,012	64.4 (0.6)	11,928	65.6 (0.6)	11,509	66.5 (0.6)
학교급												
중학교	37,570	66.2 (0.4)	38,474	68.2 (0.3)	37,297	71.2 (0.3)	36,530	73.6 (0.3)	36,156	75.0 (0.3)	34,299	77.0 (0.3)
고등학교	35,668	61.8 (0.5)	37,169	63.9 (0.4)	36,889	64.8 (0.4)	35,905	65.6 (0.4)	35,904	67.2 (0.4)	33,744	68.8 (0.3)
남학생												
전체	38,391	69.1 (0.3)	37,873	71.7 (0.3)	38,221	73.6 (0.3)	36,655	74.6 (0.3)	36,470	75.5 (0.3)	35,204	76.8 (0.3)
학년												
중1	6,519	72.9 (0.7)	6,548	73.8 (0.6)	6,364	77.7 (0.6)	6,411	80.3 (0.6)	6,078	81.5 (0.6)	5,576	82.3 (0.5)
중2	6,620	69.5 (0.7)	6,413	72.3 (0.6)	6,394	76.0 (0.6)	6,261	76.8 (0.6)	6,331	78.8 (0.5)	6,038	80.0 (0.5)
중3	6,817	69.9 (0.7)	6,589	73.3 (0.5)	6,525	75.0 (0.6)	6,249	76.3 (0.6)	6,154	76.7 (0.6)	6,244	79.3 (0.5)
고1	6,229	67.8 (0.7)	6,386	71.6 (0.6)	6,606	72.1 (0.5)	6,098	72.0 (0.6)	6,048	74.2 (0.6)	5,785	75.7 (0.6)
고2	6,273	68.2 (0.8)	5,954	69.2 (0.7)	6,221	71.3 (0.6)	5,595	70.7 (0.7)	6,009	71.4 (0.6)	5,777	73.4 (0.6)
고3	5,933	66.2 (0.8)	5,983	70.0 (0.6)	6,111	70.1 (0.7)	6,041	72.0 (0.6)	5,850	71.6 (0.6)	5,784	71.6 (0.6)
학교급												
중학교	19,956	70.8 (0.5)	19,550	73.1 (0.3)	19,283	76.2 (0.4)	18,921	77.8 (0.4)	18,563	78.9 (0.3)	17,858	80.4 (0.3)
고등학교	18,435	67.4 (0.5)	18,323	70.3 (0.4)	18,938	71.2 (0.4)	17,734	71.5 (0.4)	17,907	72.4 (0.4)	17,346	73.6 (0.4)
여학생												
전체	34,847	58.3 (0.3)	37,770	59.8 (0.3)	35,965	61.7 (0.3)	35,780	63.9 (0.3)	35,590	66.0 (0.3)	32,839	68.2 (0.3)
학년												
중1	5,949	63.9 (0.7)	6,180	65.1 (0.7)	5,998	69.0 (0.6)	5,788	72.5 (0.6)	5,583	73.7 (0.6)	5,210	77.1 (0.6)
중2	5,879	60.7 (0.9)	6,490	62.0 (0.6)	5,990	64.8 (0.6)	5,852	68.2 (0.8)	5,944	71.3 (0.7)	5,404	72.8 (0.6)
중3	5,786	58.8 (0.9)	6,254	61.6 (0.6)	6,026	63.7 (0.7)	5,969	66.3 (0.6)	6,066	67.5 (0.6)	5,827	70.8 (0.6)
고1	5,792	56.7 (0.8)	6,183	58.2 (0.7)	5,845	59.0 (0.8)	5,930	62.5 (0.7)	5,776	65.0 (0.7)	5,337	67.1 (0.7)
고2	5,851	55.1 (0.9)	6,554	57.1 (0.7)	6,094	57.4 (0.7)	6,270	58.3 (0.7)	6,143	60.7 (0.7)	5,336	63.0 (0.8)
고3	5,590	54.6 (0.8)	6,109	54.7 (0.7)	6,012	56.6 (0.7)	5,971	56.1 (0.6)	6,078	59.0 (0.7)	5,725	60.9 (0.8)
학교급												
중학교	17,614	61.1 (0.5)	18,924	62.9 (0.4)	18,014	65.8 (0.4)	17,609	69.0 (0.4)	17,593	70.7 (0.4)	16,441	73.3 (0.4)
고등학교	17,233	55.5 (0.5)	18,846	56.7 (0.4)	17,951	57.7 (0.4)	18,171	59.0 (0.4)	17,997	61.5 (0.4)	16,398	63.7 (0.5)

* 본인이 '매우 건강한' 또는 '건강한' 편이라고 생각하는 사람의 분율

(계속: 주관적 건강 인지율)

(단위: %)

구분	'16		'17		'18		'19		'20		'21	
	분석대상자수	분율(표준오차)	분석대상자수	분율(표준오차)	분석대상자수	분율(표준오차)	분석대상자수	분율(표준오차)	분석대상자수	분율(표준오차)	분석대상자수	분율(표준오차)
전체												
전체	65,528	71.8 (0.3)	62,276	71.8 (0.3)	60,040	71.6 (0.2)	57,303	70.0 (0.3)	54,948	69.6 (0.3)	54,848	64.7 (0.3)
학년												
중1	10,483	78.7 (0.4)	10,189	80.6 (0.4)	9,847	80.4 (0.4)	9,738	77.3 (0.5)	10,005	73.8 (0.5)	10,016	70.2 (0.5)
중2	10,517	76.0 (0.5)	10,377	74.7 (0.5)	10,092	75.9 (0.5)	9,665	72.7 (0.5)	9,564	70.9 (0.5)	10,235	65.7 (0.6)
중3	11,219	75.0 (0.5)	10,319	74.1 (0.5)	10,290	73.7 (0.5)	9,981	71.4 (0.5)	9,392	69.9 (0.6)	9,764	64.0 (0.6)
고1	11,355	70.7 (0.5)	10,165	72.0 (0.5)	9,260	71.2 (0.5)	9,273	69.9 (0.5)	8,907	69.4 (0.6)	8,461	62.9 (0.6)
고2	11,070	67.3 (0.6)	10,800	67.3 (0.6)	10,039	67.1 (0.6)	9,044	65.8 (0.6)	8,907	67.0 (0.6)	8,647	62.1 (0.6)
고3	10,884	65.4 (0.6)	10,426	65.0 (0.6)	10,512	64.6 (0.6)	9,602	63.9 (0.7)	8,173	66.5 (0.7)	7,725	62.8 (0.7)
학교급												
중학교	32,219	76.5 (0.3)	30,885	76.4 (0.3)	30,229	76.5 (0.3)	29,384	73.8 (0.3)	28,961	71.7 (0.3)	30,015	66.7 (0.3)
고등학교	33,309	67.8 (0.4)	31,391	68.0 (0.4)	29,811	67.4 (0.4)	27,919	66.5 (0.4)	25,987	67.6 (0.4)	24,833	62.6 (0.4)
남학생												
전체	33,803	76.6 (0.3)	31,624	76.6 (0.3)	30,463	76.6 (0.3)	29,841	76.1 (0.3)	28,353	74.3 (0.3)	28,401	69.7 (0.3)
학년												
중1	5,516	81.7 (0.5)	5,178	83.5 (0.5)	4,960	83.9 (0.5)	5,126	81.7 (0.6)	5,098	76.5 (0.7)	5,156	73.1 (0.7)
중2	5,466	80.1 (0.6)	5,272	78.9 (0.6)	5,137	80.5 (0.6)	5,039	78.5 (0.7)	4,823	74.1 (0.7)	5,326	69.7 (0.7)
중3	5,760	79.1 (0.6)	5,202	78.8 (0.7)	5,231	78.6 (0.6)	5,236	76.5 (0.7)	4,909	74.8 (0.7)	5,104	68.3 (0.8)
고1	5,861	75.8 (0.6)	5,069	77.3 (0.6)	4,805	75.8 (0.6)	4,782	76.2 (0.6)	4,602	74.2 (0.7)	4,456	69.5 (0.8)
고2	5,744	73.0 (0.6)	5,610	72.9 (0.7)	5,110	73.0 (0.6)	4,662	73.0 (0.6)	4,631	73.3 (0.7)	4,478	68.6 (0.7)
고3	5,456	72.1 (0.6)	5,293	70.6 (0.7)	5,220	70.4 (0.7)	4,996	71.8 (0.7)	4,290	72.6 (0.8)	3,881	68.9 (0.8)
학교급												
중학교	16,742	80.2 (0.3)	15,652	80.4 (0.3)	15,328	80.9 (0.3)	15,401	78.9 (0.4)	14,830	75.2 (0.4)	15,586	70.4 (0.5)
고등학교	17,061	73.6 (0.4)	15,972	73.5 (0.4)	15,135	72.9 (0.4)	14,440	73.6 (0.4)	13,523	73.4 (0.5)	12,815	69.0 (0.5)
여학생												
전체	31,725	66.5 (0.4)	30,652	66.6 (0.3)	29,577	66.2 (0.4)	27,462	63.3 (0.4)	26,595	64.6 (0.4)	26,447	59.3 (0.4)
학년												
중1	4,967	75.5 (0.6)	5,011	77.4 (0.6)	4,887	76.7 (0.6)	4,612	72.6 (0.7)	4,907	71.0 (0.7)	4,860	67.2 (0.8)
중2	5,051	71.6 (0.7)	5,105	70.3 (0.7)	4,955	70.9 (0.7)	4,626	66.4 (0.8)	4,741	67.5 (0.7)	4,909	61.5 (0.8)
중3	5,459	70.6 (0.7)	5,117	69.0 (0.7)	5,059	68.3 (0.7)	4,745	65.8 (0.8)	4,483	64.7 (0.7)	4,660	59.3 (0.8)
고1	5,494	65.0 (0.7)	5,096	66.3 (0.7)	4,455	66.2 (0.8)	4,491	63.2 (0.7)	4,305	64.3 (0.8)	4,005	56.0 (0.8)
고2	5,326	61.1 (0.8)	5,190	61.1 (0.8)	4,929	60.6 (0.8)	4,382	57.9 (0.8)	4,276	60.1 (0.8)	4,169	55.2 (0.8)
고3	5,428	58.2 (0.7)	5,133	59.0 (0.7)	5,292	58.3 (0.8)	4,606	55.4 (0.9)	3,883	59.8 (0.8)	3,844	56.2 (0.9)
학교급												
중학교	15,477	72.5 (0.4)	15,233	72.2 (0.4)	14,901	71.8 (0.4)	13,983	68.3 (0.5)	14,131	67.9 (0.4)	14,429	62.7 (0.5)
고등학교	16,248	61.4 (0.5)	15,419	62.0 (0.5)	14,676	61.4 (0.5)	13,479	58.7 (0.5)	12,464	61.4 (0.5)	12,018	55.8 (0.5)

2021

제17차 청소년건강행태조사 통계

